



Punjab

# Assembly Factbook™

Patiala Assembly Constituency



Key Electoral Data of Patiala  
Assembly Constituency (Vidhan Sabha)

Punjab

# Assembly Factbook™

Patiala Assembly Constituency



Patiala Vidhan Sabha

**Editor & Director**

Dr. R.K. Thukral

**Research Editor**

Dr. Shafeeq Rahman

**Compiled, Researched and Published by  
Datanet India Pvt. Ltd.**

D-100, 1st Floor,

Okhla Industrial Area, Phase-I,

New Delhi- 110020.

Ph.: 91-11- 43580781-84

Email : support@indiastatpublications.com

Website : www.indiastatelections.com

**Online Book Store :**

www.indiastatpublications.com

**Report No. :** AFB/PB-115-0123

**ISBN :** 978-93-5822-545-7

**First Edition :** January, 2018

**Sixth Updated Edition :** January, 2023

**Price :** Rs.11500/-

US\$ 310

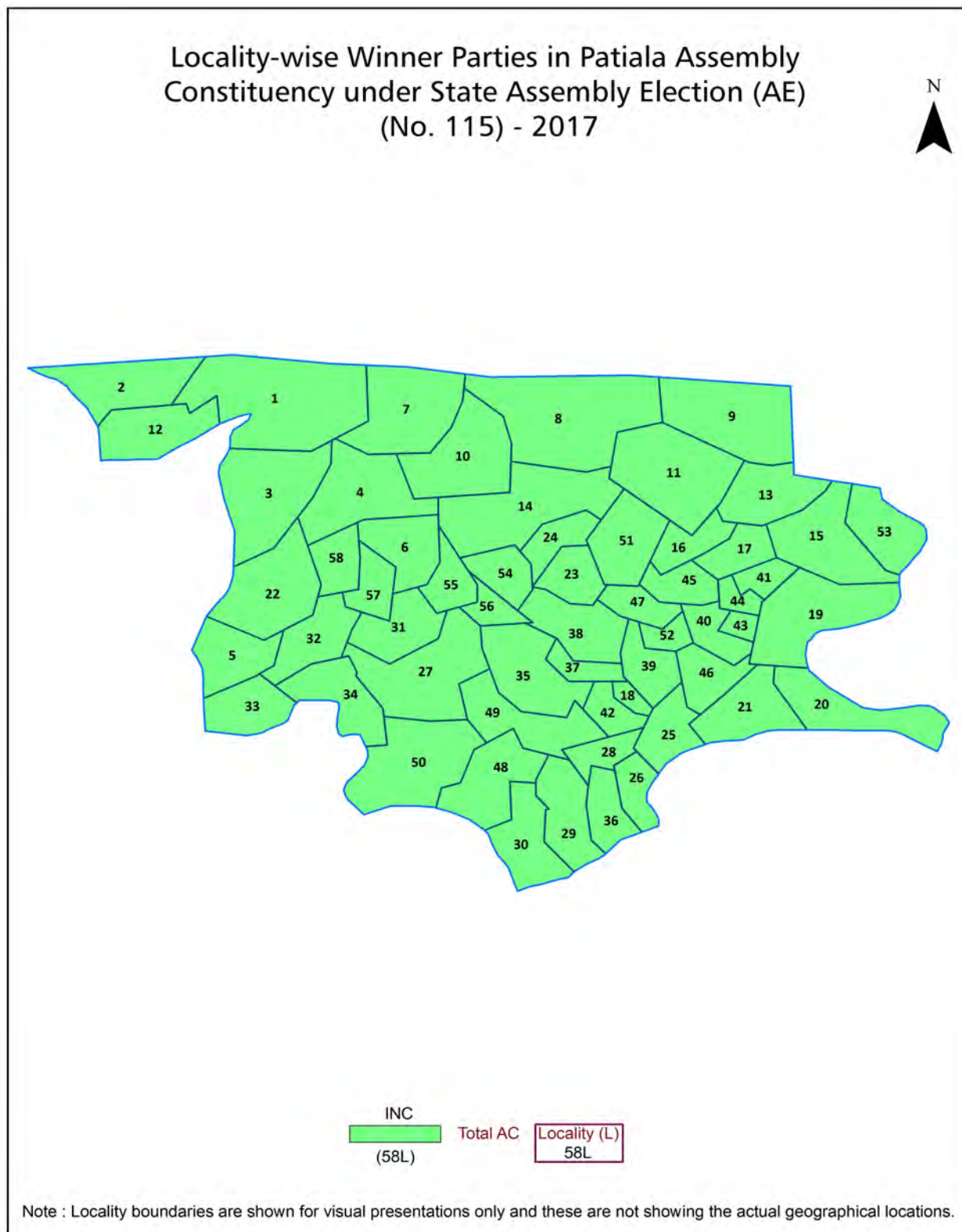
© **Datanet India Pvt. Ltd.**

All rights reserved. No part of this book may be reproduced, stored in a retrieval system or transmitted in any form or by any means, mechanical photocopying, photographing, scanning, recording or otherwise without the prior written permission of the publisher. Please refer to Disclaimer at page no. 154 for the use of this publication.

Printed in India

No.	Particulars	Page No.
	<b>Introduction</b>	
1	Assembly Constituency - (Vidhan Sabha) at a Glance   Features of Assembly as per Delimitation Commission of India (2008)	1-2
	<b>Location and Political Maps</b>	
2	Location Map   Boundaries of Assembly Constituency - (Vidhan Sabha) in District   Boundaries of Assembly Constituency under Parliamentary Constituency - (Lok Sabha)   Locality-wise Winner Parties- 2022, 2019, 2017, 2014, 2012 and 2009	3-11
	<b>Administrative Setup (2011)</b>	
3	District   Sub-district   Towns   Villages   Inhabited Villages   Uninhabited Villages   Village Panchayat   Intermediate Panchayat	12
	<b>Demographics (2011)</b>	
4	Population   Households   Rural/Urban Population   Sex Ratio (Total & 0-6 Years)   Religious Population   Social Population   Literacy Rate	13
	<b>Electoral Features</b>	
5	Important Dates of Last Elections Held   Electors by Gender   Service Electors   Voters   Voters Turnout   Polling Stations & Average Number of Electors per Polling Station   Electors by Age Group   Present Elected Representatives	14-19
	<b>Historical Summary Election Results</b>	
6	Vote Share of Major Parties   Winning Margin (Number & Percentage)   Polarity of Parties   Summary Result of Assembly Segment of Parliamentary Elections 2019, 2014, 2009, 2004 and 1999   Summary Result of Assembly Elections 2022, 2017, 2012, 2007, 2002, 1997, 1992, 1985, 1980, 1977, 1972, 1969, 1967, 1962 and 1957	20-43
	<b>Polling Station Level Election Results</b>	
7	Name and Number of Polling Station 2022, 2019, 2017, 2014, 2012 and 2009   Polling Station-wise Electors, Voters & Voters Turnout 2022, 2019, 2017, 2014, 2012 and 2009   Polling Station wise Elections Results 2022, 2019, 2017, 2014, 2012 and 2009	44-151
	<b>Share of Assembly Constituency</b>	
8	Share of Assembly Constituency - (Vidhan Sabha) in State, District and Parliamentary Constituency - (Lok Sabha)	152
9	<b>Abbreviation &amp; Sources</b>	153
10	<b>Disclaimer</b>	154

## Location & Political Map





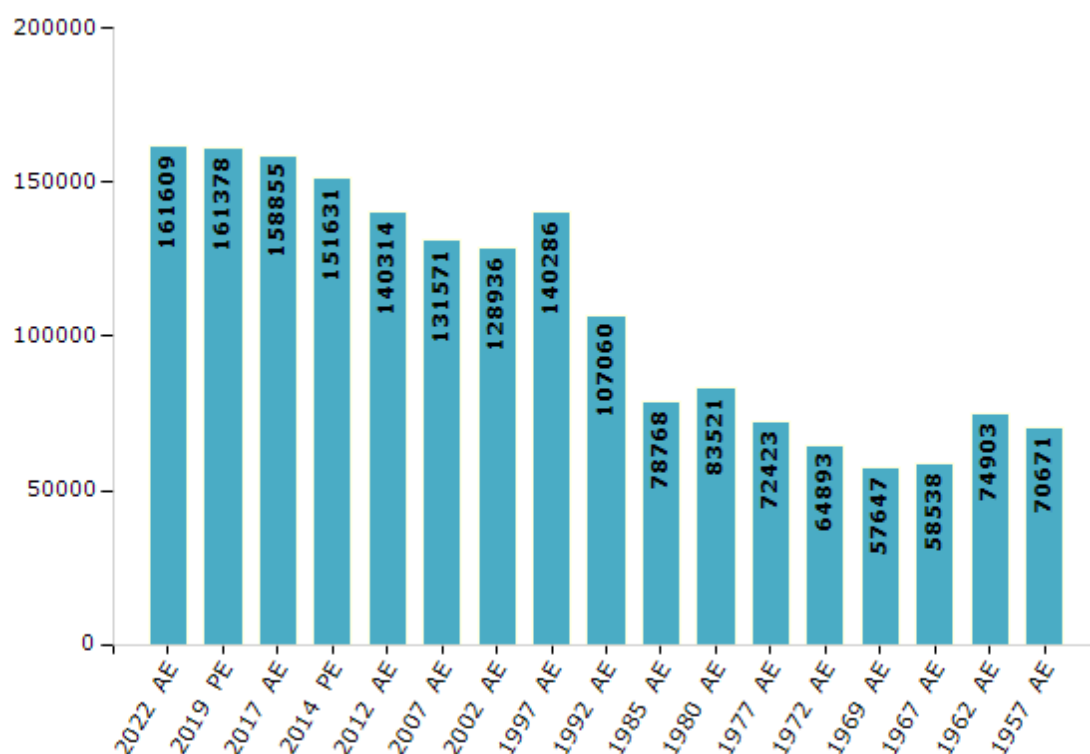
## Electoral Features

### Electors by Male & Female

Year	Male	Female	Others	Total
2022 AE	83154	78443	12	161609
2019 PE	83430	77935	13	161378
2017 AE	82986	75860	9	158855
2014 PE	79585	72046	0	151631
2012 AE	73852	66462	0	140314
2009 PE	-	-	-	-
2007 AE	68141	63430	-	131571
2004 PE	-	-	-	-
2002 AE	70800	58136	-	128936
1999 PE	-	-	-	-
1997 AE	72535	67751	-	140286

Year	Male	Female	Others	Total
1992 AE	57168	49892	-	107060
1985 AE	42455	36313	-	78768
1980 AE	48264	35257	-	83521
1977 AE	39062	33361	-	72423
1972 AE	35824	29069	-	64893
1969 AE	31212	26435	-	57647
1967 AE	-	-	-	58538
1962 AE	-	-	-	74903
1957 AE	-	-	-	70671
1952 AE	-	-	-	-

Number of Electors



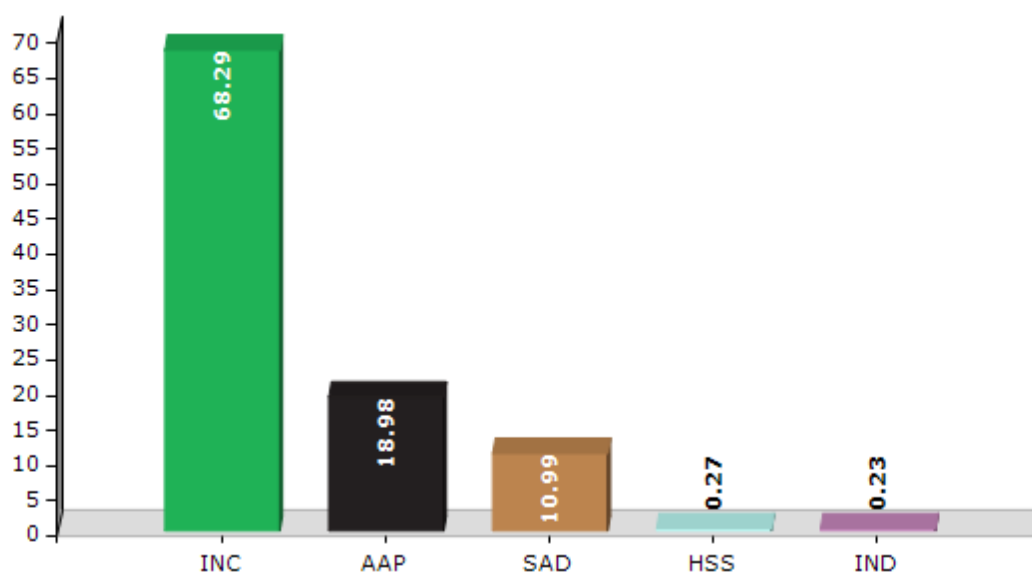
**Note :** AE : Assembly Election, PE : Assembly Segment of Parliamentary Election

## Historical Summary Election Results

### Summary Result of Assembly Election - 2017

Candidate Name	Party	Votes	Votes %
Amarinder Singh	INC	72586	68.29
Dr.Balbair Singh	AAP	20179	18.98
Joginder Jaswant Singh	SAD	11677	10.99
Kshama Kant Pandey	HSS	291	0.27
Sarbjit Singh	IND	248	0.23
Akshninder Singh	APPA	227	0.21
	NOTA	1090	1.03

Votes Percentage of Top Parties - 2017



## Polling Station Level Election Results

### Number and Name of Polling Stations (PS) (2022)

Number of Polling Stations	Name of Polling Stations	Number of Polling Stations	Name of Polling Stations
1	Thapar University Patiala	22	Govt. Multipurpose Girls Sr. Sec.Smart School, Model Town, Patiala
2	Govt. Elementry Smart School (Middle Branch) Abblowal	23	Govt. Multipurpose Girls Sr. Sec.Smart School, Model Town, Patiala
3	Govt. Elementry Smart School (Middle Branch) Abblowal	24	Govt. Multipurpose Girls Sr. Sec.Smart School, Model Town, Patiala
4	Govt. Elementry Smart School (Middle Branch) Abblowal	25	Govt. Multipurpose Girls Sr. Sec.Smart School, Model Town, Patiala
5	Govt. Elementry Smart School, Ablowal	26	Dasmesh Public School, Model Town
6	Govt. Elementry Smart School, Ablowal	27	Dasmesh Public School, Model Town
7	Govt. Elementry Smart School, Ablowal	28	Dasmesh Public School, Model Town
8	Govt.Elementry Smart School Sikligar (Ablowal)	29	Dasmesh Public School, Model Town
9	Blossom School Bharat Nagar	30	Dav Public School, Punjabi Bagh
10	Blossom School Bharat Nagar	31	Dav Public School, Punjabi Bagh
11	Blossom School Bharat Nagar	32	Govt.Co-Ed Multipurpose Sr. Sec. Smart School Punjabi Bag
12	Govt. I.T.I. Model Town	33	Govt.Co-Ed Multipurpose Sr. Sec. Smart School Punjabi Bag
13	Govt. I.T.I. Model Town	34	Govt.Co-Ed Multipurpose Sr. Sec. Smart School Punjabi Bag
14	Govt. I.T.I. Model Town	35	Govt. Multipurpose Elementary Smart School
15	Govt. I.T.I. Model Town	36	Govt. Multipurpose Elementary Smart School
16	Mata Sahib Kaur Girls Education College Partap Nagar	37	Govt. Multipurpose Elementary Smart School
17	Mata Sahib Kaur Girls Education College Partap Nagar	38	Govt.State College Of Education
18	Mata Sahib Kaur Girls Education College Partap Nagar	39	Govt.State College Of Education
19	Mata Sahib Kaur Girls Education College Partap Nagar	40	Office Of Deputy Statical & Economical Advisor, Charan Bag
20	Govt. High School Patiala Cantt.	41	Police Dav Public School Near Peer Di Samadh Nabha Road
21	Govt. Elementary Smart School Pratap Nagar	42	Govt. Elementary Smart School, Baghi Khana

Contd....



## Polling Station Level Election Results

### Polling Station-wise Votes Secured by Overall Top Five Parties in Patiala Assembly in Assembly Election (AE) under Patiala Parliamentary Constituency in Punjab (2022)

Number of Polling Station	Winner - Ajit Pal Singh Kohli (AAP)	Runner-up - Amarinder Singh (PLCP)	3rd - Harpal Juneja (SAD)	4th - Vishnu Sharma (INC)	5th - Nauniha Singh (SAD(M))	NOTA	Other	Total Votes Secured
36	305	112	59	49	18	4	17	564
37	240	94	99	52	23	2	24	534
38	298	110	59	53	26	2	16	564
39	353	75	38	73	8	6	9	562
40	356	124	75	42	35	14	6	652
41	258	46	30	29	17	5	11	396
42	114	72	14	49	2	6	7	264
43	243	121	128	109	1	2	11	615
44	203	78	101	54	3	3	7	449
45	141	192	24	23	7	0	6	393
46	244	288	50	30	4	8	6	630
47	206	128	50	87	1	3	30	505
48	200	131	51	70	32	0	1	485
49	215	185	22	86	7	0	8	523
50	242	198	30	28	14	3	6	521
51	392	64	85	24	99	4	7	675
52	310	58	50	15	48	2	10	493
53	376	204	48	69	8	5	55	765
54	310	263	29	56	7	4	35	704
55	356	264	31	58	4	9	56	778
56	341	134	59	37	16	3	15	605
57	197	117	29	24	8	3	11	389
58	383	215	44	56	7	2	43	750
59	179	157	21	41	2	1	19	420
60	318	172	201	51	2	2	19	765
61	247	357	59	39	10	5	15	732
62	177	241	38	59	2	5	9	531
63	296	166	54	29	27	1	26	599
64	238	300	28	40	3	2	34	645
65	304	150	47	23	1	1	45	571
66	265	272	21	58	1	3	54	674
67	117	109	22	47	3	0	17	315
68	272	166	22	20	6	4	12	502
69	174	278	60	18	12	9	8	559
70	163	276	46	34	3	1	9	532

Contd....

## Polling Station Level Election Results

**Winner, Runner-up and 3rd Party Position & Winning Margin According to Polling Stations in Patiala Assembly in Assembly Election (AE) under Patiala Parliamentary Constituency in Punjab (2022)**

Polling Station Number	Winner Party	Winner Votes (%)	Runner-up Party	Runner-up Votes (%)	Winning Margin Votes (%)	Third Party	Third Party Votes (%)	Other Votes (%)
71	AAP	320 (43.3)	PLCP	236 (31.94)	84 (11.36)	INC	78 (10.55)	105 (14.21)
72	PLCP	256 (44.06)	AAP	201 (34.6)	55 (9.46)	SAD	61 (10.5)	63 (10.84)
73	PLCP	355 (46.59)	AAP	273 (35.83)	82 (10.76)	SAD	65 (8.53)	69 (9.06)
74	AAP	290 (40.17)	PLCP	286 (39.61)	4 (0.56)	SAD	79 (10.94)	67 (9.28)
75	AAP	157 (41.53)	PLCP	139 (36.77)	18 (4.76)	INC	37 (9.79)	45 (11.9)
76	AAP	290 (45.17)	PLCP	197 (30.69)	93 (14.48)	SAD	115 (17.91)	40 (6.23)
77	PLCP	281 (39.25)	AAP	269 (37.57)	12 (1.68)	SAD	102 (14.25)	64 (8.94)
78	AAP	255 (37.89)	PLCP	238 (35.36)	17 (2.53)	SAD	127 (18.87)	53 (7.88)
79	AAP	204 (38.64)	PLCP	181 (34.28)	23 (4.36)	SAD	82 (15.53)	61 (11.55)
80	SAD	378 (50.87)	AAP	151 (20.32)	227 (30.55)	PLCP	97 (13.06)	117 (15.75)
81	PLCP	166 (36.56)	AAP	135 (29.74)	31 (6.82)	INC	94 (20.7)	59 (13)
82	PLCP	325 (40.93)	AAP	292 (36.78)	33 (4.15)	SAD	107 (13.48)	70 (8.82)
83	PLCP	214 (40.3)	AAP	193 (36.35)	21 (3.95)	SAD	66 (12.43)	58 (10.92)
84	AAP	314 (53.68)	PLCP	165 (28.21)	149 (25.47)	SAD	63 (10.77)	43 (7.35)
85	AAP	192 (30.92)	SAD	161 (25.93)	31 (4.99)	PLCP	128 (20.61)	140 (22.54)
86	PLCP	327 (44.25)	AAP	257 (34.78)	70 (9.47)	SAD	68 (9.2)	87 (11.77)
87	AAP	271 (42.95)	PLCP	128 (20.29)	143 (22.66)	SAD	125 (19.81)	107 (16.96)
88	PLCP	196 (33.73)	AAP	185 (31.84)	11 (1.89)	SAD	114 (19.62)	86 (14.8)
89	AAP	291 (41.1)	PLCP	258 (36.44)	33 (4.66)	SAD	66 (9.32)	93 (13.14)
90	AAP	312 (38.95)	INC	197 (24.59)	115 (14.36)	PLCP	126 (15.73)	166 (20.72)
91	AAP	410 (57.83)	SAD	93 (13.12)	317 (44.71)	INC	86 (12.13)	120 (16.93)
92	AAP	245 (30.06)	PLCP	223 (27.36)	22 (2.7)	INC	197 (24.17)	150 (18.4)
93	AAP	261 (47.2)	PLCP	173 (31.28)	88 (15.92)	SAD	69 (12.48)	50 (9.04)
94	AAP	237 (43.89)	PLCP	131 (24.26)	106 (19.63)	SAD	69 (12.78)	103 (19.07)
95	PLCP	168 (37.67)	AAP	165 (37)	3 (0.67)	SAD	82 (18.39)	31 (6.95)
96	AAP	226 (48.5)	PLCP	140 (30.04)	86 (18.46)	SAD	66 (14.16)	34 (7.3)
97	PLCP	207 (39.35)	AAP	203 (38.59)	4 (0.76)	SAD	65 (12.36)	51 (9.7)
98	AAP	232 (48.43)	PLCP	133 (27.77)	99 (20.66)	SAD	66 (13.78)	48 (10.02)
99	PLCP	273 (50.56)	AAP	156 (28.89)	117 (21.67)	SAD	71 (13.15)	40 (7.41)
100	AAP	119 (41.46)	PLCP	115 (40.07)	4 (1.39)	SAD	24 (8.36)	29 (10.1)
101	AAP	198 (44.39)	PLCP	140 (31.39)	58 (13)	SAD	50 (11.21)	58 (13)
102	AAP	206 (44.78)	PLCP	111 (24.13)	95 (20.65)	SAD	82 (17.83)	61 (13.26)
103	AAP	307 (49.44)	SAD	144 (23.19)	163 (26.25)	PLCP	95 (15.3)	75 (12.08)
104	AAP	251 (42.76)	INC	128 (21.81)	123 (20.95)	SAD	107 (18.23)	101 (17.21)
105	AAP	279 (41.03)	INC	156 (22.94)	123 (18.09)	SAD	148 (21.76)	97 (14.26)

Contd....

## DISCLAIMER

The Terms of Use and Disclaimer of Datanet India Private Limited (hereinafter referred to as "Datanet") for use of this analysis report of **Patiala Assembly Constituency (Patiala Vidhan Sabha)** :-

1. **Assembly Factbook™** is a Registered Trade Mark owned by Datanet.
2. All the maps are sketched and graphical representation only and have not been drawn to the scale and also not to represent the actual geographical area or boundary of the unit.
3. The data for the aforesaid analysis is based on authentic sources and has been culled from the various publications of Census, CSO and NSSO for district and block level data, various central and state government departments, Central & State Elections Commissions and the concerned Returning Officers' releases, Electoral Rolls, Election results and allied publications, internal assessment, surveys, estimates and analysis. Therefore, certain adjustment of data at micro level may have been done to arrive closer to the macro data.
4. Data have been provided on an "As Is" and "As AVAILABLE" basis
5. The colours shown in the maps or diagram and charts of a particular party, alliance or AC are indicative and do not represent them.
6. This publication which includes maps, sheets, graphs and data would be the property under copyright of Datanet only. The user may use these for its internal study, analysis and research purposes. It's public display, re-selling or any commercial uses by the user are not allowed.
7. Datanet has taken due care and caution in compilation and processing of data and allied information, but does not guarantee the accuracy, adequacy or completeness of any information/analysis and will be not responsible for any errors or omissions or for the results obtained from the use of such information/analysis.
8. All the contents for the publication have been culled from various authentic sources and Datanet reasonably believes such sources to be reliable, but does not make any representations, express or implied as to the accuracy or fitness of use of such information. The information or contents of the information/analysis do not constitute advice and should not be relied upon in making (or refraining from making) any decision. Any reliance placed upon the information provided by Datanet is the sole responsibility and strictly at the user's risk.
9. In no event will Datanet be liable for any damages (including, without limitation, damages for loss of business projects, or loss of profits) arising in contract, tort or otherwise from the use of or inability to use any of its contents, or from any action taken (or refrained from being taken) as a result of using the analysis or any of its contents. Datanet its directors, owners, editors, officials, employees, distributor and agents or any associate will not be liable for any errors in the information contained or any consequences arising from the use of the contents of the provided information/analysis.
10. If any provision of these terms and conditions is held invalid or illegal or unenforceable for any reason by any court of competent jurisdiction, such provision shall be severed and the remainder of provisions of the terms and conditions shall continue in full force and effect as if the Term of Use had been executed with the invalid, illegal or unenforceable provision eliminated.
11. If there are any discrepancies in the information provided, please bring it to attention of Datanet for suitable rectification measures.

**Buy Online This Complete Book At**  
**Datanet India eBooks Store**

[www.indiastatpublications.com](http://www.indiastatpublications.com)

**or go directly at**

[http://www.indiastatpublications.com/  
Assembly\\_factbook/Punjab/Patiala/ Patiala](http://www.indiastatpublications.com/Assembly_factbook/Punjab/Patiala/Patiala)

 **indiastat**elections

ISBN : 978-93-5822-545-7



9 789358 225457