



Rajasthan

Assembly Factbook™

Civil Lines Assembly Constituency



Key Electoral Data of Civil Lines
Assembly Constituency (Vidhan Sabha)

Rajasthan

Assembly Factbook™

Civil Lines Assembly Constituency



Civil Lines Vidhan Sabha

Editor & Director

Dr. R.K. Thukral

Research Editor

Dr. Shafeeq Rahman

Compiled, Researched and Published by Datanet India Pvt. Ltd.

D-100, 1st Floor,

Okhla Industrial Area, Phase-I,
New Delhi- 110020.

Ph.: 91-11- 43580781-84

Email : support@indiastatpublications.com

Website : www.indiastatelections.com

Online Book Store :

www.indiastatpublications.com

Report No. : AFB/RJ-051-0123

ISBN : 978-93-87267-60-2

First Edition : January, 2018

Sixth Updated Edition : January, 2023

Price : Rs. 11500/-

US\$ 310

© Datanet India Pvt. Ltd.

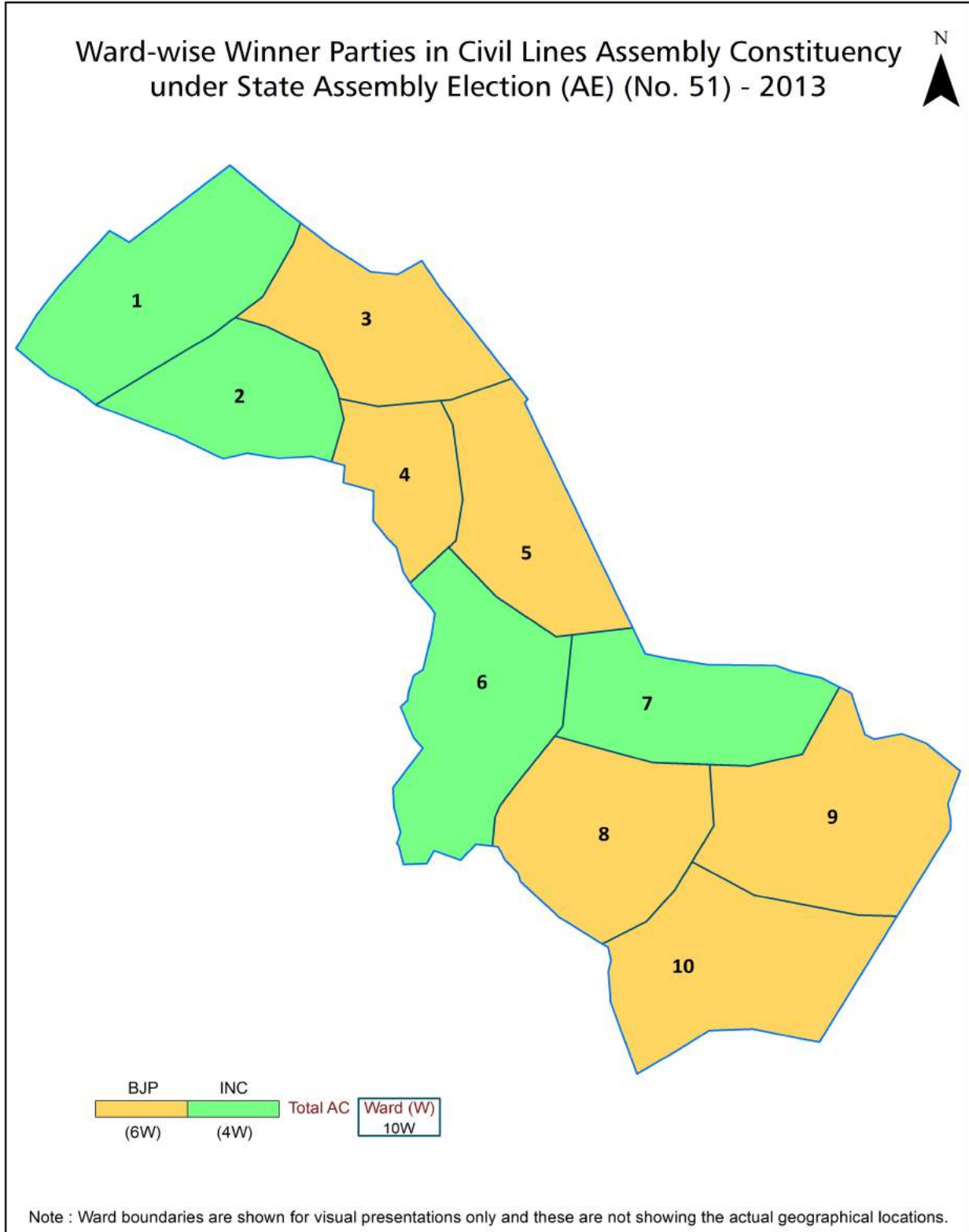
All rights reserved. No part of this book may be reproduced, stored in a retrieval system or transmitted in any form or by any means, mechanical photocopying, photographing, scanning, recording or otherwise without the prior written permission of the publisher. Please refer to Disclaimer at page no. 172 for the use of this publication.

Printed in India

Contents

No.	Particulars	Page No.
	Introduction	
1	Assembly Constituency - (Vidhan Sabha) at a Glance Features of Assembly as per Delimitation Commission of India (2008)	1-2
	Location and Political Maps	
2	Location Map Boundaries of Assembly Constituency - (Vidhan Sabha) in District Boundaries of Assembly Constituency under Parliamentary Constituency - (Lok Sabha) Ward-wise Winner Parties- 2019, 2018, 2014, 2013, 2009 and 2008	3-11
	Administrative Setup (2011)	
3	District Sub-district Towns Villages Inhabited Villages Uninhabited Villages Village Panchayat Intermediate Panchayat	12
	Demographics (2011)	
4	Population Households Rural/Urban Population Ward by Population Size Sex Ratio (Total & 0-6 Years) Religious Population Social Population Literacy Rate	13-14
	Electoral Features	
5	Important Dates of Last Elections Held Electors by Gender Service Electors Voters Voters Turnout Polling Stations & Average Number of Electors per Polling Station Electors by Age Group Present Elected Representatives	15-20
	Historical Summary Election Results	
6	Vote Share of Major Parties Winning Margin (Number & Percentage) Polarity of Parties Summary Result of Assembly Segment of Parliamentary Elections 2019, 2014 and 2009 Summary Result of Assembly Elections 2018, 2013 and 2008	21-30
	Polling Station Level Election Results	
7	Name and Number of Polling Station 2019, 2018, 2014, 2013, 2009 and 2008 Polling Station-wise Electors, Voters & Voters Turnout 2019, 2018, 2014, 2013, 2009 and 2008 Polling Station wise Elections Results 2019, 2018, 2014, 2013, 2009 and 2008	31-168
	Share of Assembly Constituency	
8	Share of Assembly Constituency - (Vidhan Sabha) in State, District and Parliamentary Constituency - (Lok Sabha)	169
9	Abbreviation & Sources	170-171
10	Disclaimer	172

Location & Political Map

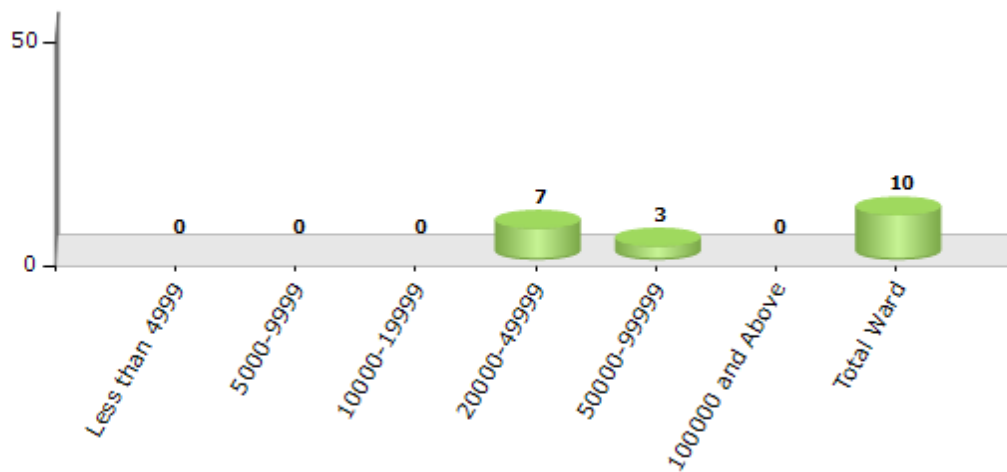


Demographics

Number of Ward by Population Size - 2011

Less than 4999	5000-9999	10000-19999	20000-49999	50000-99999	100000 and Above	Total Ward
0	0	0	7	3	0	10

Number of Ward by Population Size - 2011

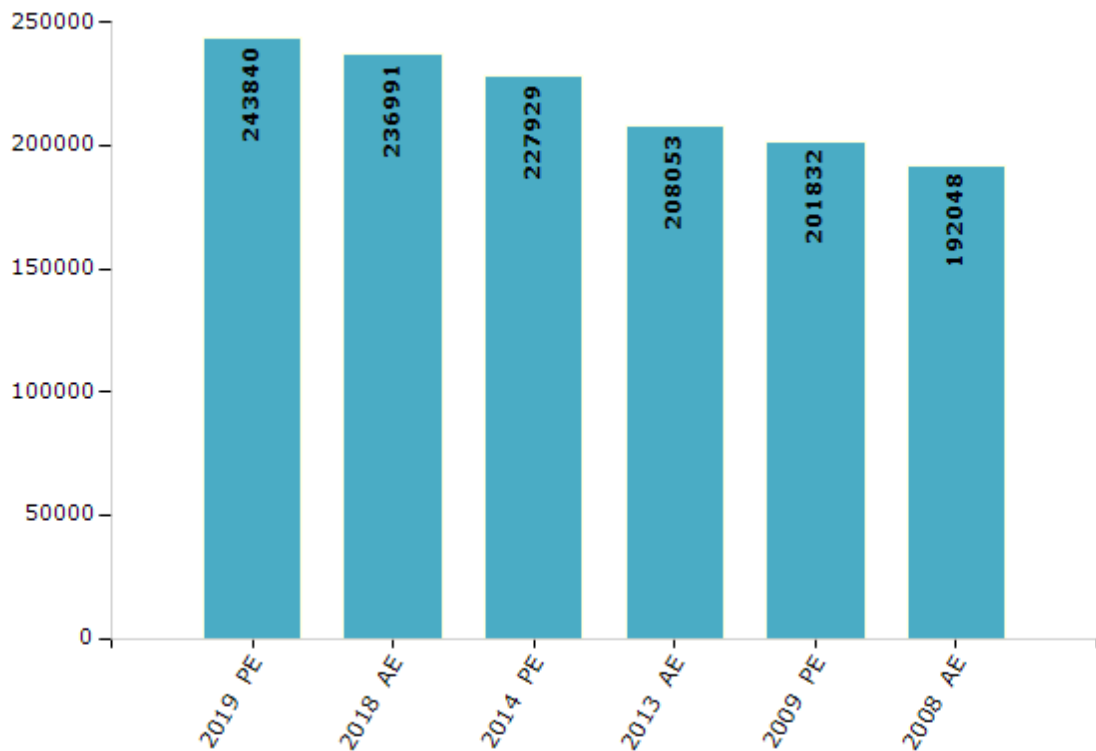


Electoral Features

Electors by Male & Female

Year	Male	Female	Others	Total	Year	Male	Female	Others	Total
2019 PE	127050	116788	2	243840	1993 AE	-	-	-	-
2018 AE	124010	112977	4	236991	1990 AE	-	-	-	-
2014 PE	120496	107433	0	227929	1985 AE	-	-	-	-
2013 AE	110479	97574	0	208053	1980 AE	-	-	-	-
2009 PE	110308	91524	-	201832	1977 AE	-	-	-	-
2008 AE	104903	87145	-	192048	1972 AE	-	-	-	-
2004 PE	-	-	-	-	1967 AE	-	-	-	-
2003 AE	-	-	-	-	1962 AE	-	-	-	-
1999 PE	-	-	-	-	1957 AE	-	-	-	-
1998 AE	-	-	-	-	1952 AE	-	-	-	-

Number of Electors

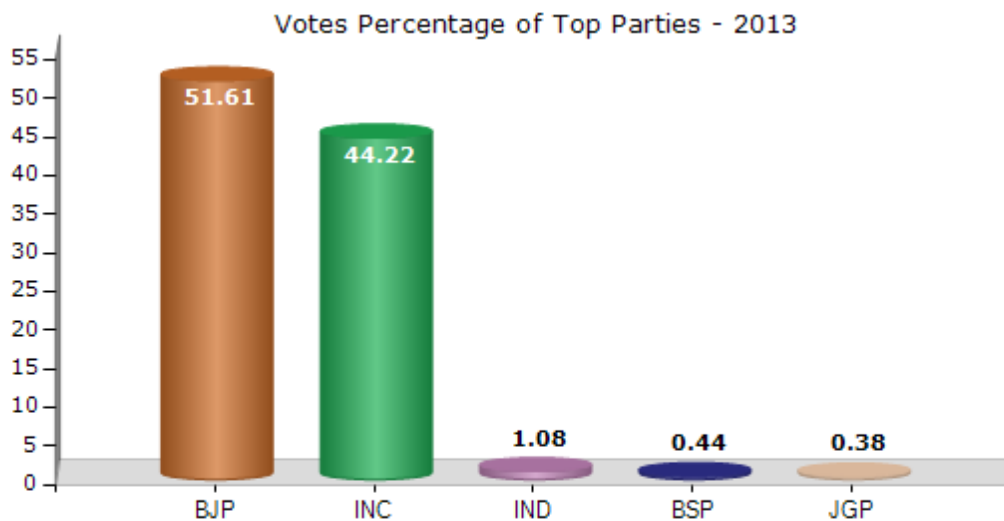


Note : AE : Assembly Election, PE : Assembly Segment of Parliamentary Election

Historical Summary Election Results

Summary Result of Assembly Election - 2013

Candidate Name	Party	Votes	Votes %
Arun Chaturvedi	BJP	77693	51.61
Pratap Singh Khachariyawas	INC	66564	44.22
Laxmi Narayan	IND	1626	1.08
Bharat Lal	BSP	668	0.44
Vivek Kumar Dadhich	JGP	577	0.38
Rajeev Garg	IND	233	0.15
Devi Lal Yadav	SP	215	0.14
Giriraj Kishore Sharma	NPEP	187	0.12
Nageshwar Sharma	IND	156	0.1
Gopal Krishan	IND	91	0.06
Sanjay Rathi	IPGP	85	0.06
Rajesh Soni	AKBAP	81	0.05
	NOTA	2351	1.56



Polling Station Level Election Results

Number and Name of Polling Stations (PS) (2018)

Number of Polling Stations	Name of Polling Stations	Number of Polling Stations	Name of Polling Stations
1	MA Vidhaya Niketan Balika Senior Secondary School Shastri Nagar A 8 Hari Nagar Room No. 1	22	Sahity Sadavrt Girls Senior Secondary School Nahari Ka Naka Room No. 2
2	MA Vidhaya Niketan Balika Senior Secondary School Shastri Nagar A 8 Hari Nagar Room No. 2	23	Office of Commissioner Nagar Nigam Vidhayadhar Nagar Zone Shastri Nagar Room No. 4
3	MA Vidhaya Niketan Balika Senior Secondary School Shastri Nagar A 8 Hari Nagar Room No. 3	24	Office of Commissioner Nagar Nigam Vidhayadhar Nagar Zone Shastri Nagar Room No. 6
4	Lal Bahadur Shastri Jan Upyogi Bhawan Sector No. 2 Housing Board Shastri Nagar Room No. 3	25	M.K.B. School (Tagore Public School) Shiva Ji Marg Nehru Nagar Room No. 116
5	Lal Bahadur Shastri Jan Upyogi Bhawan Sector No. 2 Housing Board Shastri Nagar Right Side of Hall	26	M.K.B. School (Tagore Public School) Shiva Ji Marg Nehru Nagar Room No. 115
6	Jain Shvetamber Terapanthi Senior Secondary School Ramnagar Room No. 13	27	Government Secondary School Rajasthan Police Academy Shastri Nagar Room No. 1
7	Jain Shvetamber Terapanthi Senior Secondary School Ramnagar Room No. 14	28	Government Secondary School Rajasthan Police Academy Shastri Nagar Room No. 2
8	Jain Shvetamber Terapanthi Senior Secondary School Ramnagar Bada Hall	29	Government Senior Secondary School Water Works Panipech Room No. 3
9	Jain Shvetamber Terapanthi Senior Secondary School Ramnagar Room No. 31	30	Government Senior Secondary School Water Works Panipech Road Room No. 1
10	Jain Shvetamber Terapanthi Senior Secondary School Ramnagar Room No. 30	31	Office of the A.E.N. Phed Sub Division 6 North Panipech Jhotwara Road Room No. 1
11	Government Senior Secondary School Dwarkapuri Housing Bord Shastri Nagar Room No. 5	32	Office of the A.E.N. Phed Sub Division 6 North Panipech Jhotwara Road Room No. 2
12	Government Senior Secondary School Dwarkapuri Housing Bord Shastri Nagar Room No. 6	33	Office of the A.E.N. Phed Sub Division 6 North Panipech Jhotwara Road Room No. 3
13	Government Senior Secondary School Dwarkapuri Housing Bord Shastri Nagar Room No. 7	34	Office of the A.E.N. Phed Sub Division 5 North Panipech Jhotwara Road Room No. 8
14	Government Senior Secondary School Dwarkapuri Housing Bord Shastri Nagar Room No. 8	35	Office of the A.E.N. Phed Sub Division 5 North Panipech Jhotwara Road Room No. 9
15	Government Senior Secondary School Dwarkapuri Housing Bord Shastri Nagar Room No. 9	36	Shri Hariram Sabu Public School Parshvanath Marg Ke Samne Room No. 7
16	Sant Jaicharya Mahila Mahavi Dhayalay Ram Nagar Shashtri Nagar Room No. 8	37	Shri Hariram Sabu Public School Parshvanath Marg Ke Samne Room 4
17	Sant Jaicharya Mahila Mahavi Dhayalay Ram Nagar Shashtri Nagar Room No. 10	38	Shri Hariram Sabu Public School Parshvanath Marg Ke Samne Room 3
18	Tagore Vidhya Bhawan Senior Secondary School Major Shaitan Singh Colony Shastri Nagar Room No. 1	39	Raj Shree Public School Nari Ka Naka Circle Shastri Nagar Room No. 5
19	Tagore Public School Major Shaitan Singh Colony Shastri Nagar Room No. 2	40	Senior Secondary Adarsh Vidhaya Mandir Sindhi Colony Banipark Balsbha Room No. 1
20	Tagore Public School Major Shaitan Singh Colony Shastri Nagar Room No. 3	41	Senior Secondary Adarsh Vidhaya Mandir Sindhi Colony Banipark Balsbha Room No. 6
21	Sahity Sadavrt Girls Senior Secondary School Nahari Ka Naka Main Gat Ke Pass Baya Room	42	Senior Secondary Adarsh Vidhaya Mandir Sindhi Colony Banipark Balsbha Class 3 Room

Contd....

Polling Station Level Election Results

Polling Station-wise Votes Secured by Overall Top Five Parties in Civil Lines Assembly in Assembly Election (AE) under Jaipur Parliamentary Constituency in Rajasthan (2018)

Number of Polling Station	Winner - Pratap Singh Khachariyawas (INC)	Runner-up - Arun Chaturvedi (BJP)	3rd - Gulab Chand (BSP)	4th - Jay Prakash Bunakar (IND)	5th - Rahis Ahmad (IND)	NOTA	Other	Total Votes Secured
36	462	429	0	0	0	5	11	907
37	330	461	0	0	0	13	9	813
38	442	282	2	15	6	5	10	762
39	273	423	0	2	0	6	9	713
40	319	286	1	1	1	3	9	620
41	275	585	3	0	3	17	17	900
42	406	490	3	1	2	18	11	931
43	199	466	1	0	6	3	11	686
44	321	478	1	0	0	9	14	823
45	273	411	1	1	1	16	12	715
46	227	405	0	0	0	11	9	652
47	231	417	1	0	5	10	13	677
48	332	423	2	0	1	13	4	775
49	237	331	1	0	1	17	6	593
50	30	11	0	0	0	0	1	42
51	200	426	0	0	1	13	3	643
52	143	333	1	1	1	4	11	494
53	557	389	1	16	10	10	25	1008
54	327	430	2	0	1	13	5	778
55	285	309	1	0	2	9	9	615
56	157	317	0	0	0	8	2	484
57	164	260	1	0	1	3	2	431
58	425	403	9	4	9	14	24	888
59	337	408	3	2	6	7	20	783
60	619	361	1	8	5	7	22	1023
61	350	469	6	2	3	8	20	858
62	295	256	1	2	3	9	10	576
63	375	424	1	0	3	10	13	826
64	250	455	10	0	2	6	28	751
65	440	432	6	2	0	6	9	895
66	470	419	3	2	5	8	17	924
67	388	318	2	1	2	8	10	729
68	427	257	2	3	0	1	10	700
69	330	319	1	1	1	7	1	660
70	424	311	1	1	3	8	11	759

Contd....

Polling Station Level Election Results

Winner, Runner-up and 3rd Party Position & Winning Margin According to Polling Stations in Civil Lines Assembly in Assembly Election (AE) under Jaipur Parliamentary Constituency in Rajasthan (2018)

Polling Station Number	Winner Party	Winner Votes (%)	Runner-up Party	Runner-up Votes (%)	Winning Margin Votes (%)	Third Party	Third Party Votes (%)	Other Votes (%)
71	INC	522 (51.73)	BJP	438 (43.41)	84 (8.32)	IND (RA)	12 (1.19)	37 (3.67)
72	INC	433 (50.35)	BJP	389 (45.23)	44 (5.12)	IND (S)	7 (0.81)	31 (3.6)
73	INC	512 (56.02)	BJP	350 (38.29)	162 (17.73)	IND (S)	11 (1.2)	41 (4.49)
74	INC	532 (55.13)	BJP	389 (40.31)	143 (14.82)	IND (JPB)	9 (0.93)	35 (3.63)
75	INC	809 (82.64)	BJP	137 (13.99)	672 (68.65)	IND (JPB)	8 (0.82)	25 (2.55)
76	BJP	463 (51.05)	INC	409 (45.09)	54 (5.96)	IND (RA)	10 (1.1)	25 (2.76)
77	INC	212 (59.22)	BJP	125 (34.92)	87 (24.3)	IND (JPB)	5 (1.4)	16 (4.47)
78	INC	1045 (92.72)	BJP	42 (3.73)	1003 (88.99)	IND (JPB)	13 (1.15)	27 (2.4)
79	BJP	252 (54.43)	INC	186 (40.17)	66 (14.26)	BSP	5 (1.08)	20 (4.32)
80	BJP	217 (48.22)	INC	206 (45.78)	11 (2.44)	BSP	10 (2.22)	17 (3.78)
81	BJP	335 (51.7)	INC	291 (44.91)	44 (6.79)	IND (RA)	2 (0.31)	20 (3.09)
82	INC	560 (65.34)	BJP	261 (30.46)	299 (34.88)	IND (JPB)	12 (1.4)	24 (2.8)
83	BJP	481 (56.06)	INC	351 (40.91)	130 (15.15)	BYPP	7 (0.82)	19 (2.21)
84	INC	587 (54.45)	BJP	443 (41.09)	144 (13.36)	IND (JPB)	14 (1.3)	34 (3.15)
85	INC	361 (65.64)	BJP	182 (33.09)	179 (32.55)	AAP	1 (0.18)	6 (1.09)
86	INC	449 (51.26)	BJP	395 (45.09)	54 (6.17)	IND (JPB)	4 (0.46)	28 (3.2)
87	INC	503 (54.85)	BJP	388 (42.31)	115 (12.54)	BSP	4 (0.44)	22 (2.4)
88	BJP	355 (58.48)	INC	240 (39.54)	115 (18.94)	BSP	2 (0.33)	10 (1.65)
89	BJP	300 (52.91)	INC	245 (43.21)	55 (9.7)	IND (RA)	4 (0.71)	18 (3.17)
90	INC	458 (63.79)	BJP	226 (31.48)	232 (32.31)	IND (JPB)	5 (0.7)	29 (4.04)
91	INC	534 (72.65)	BJP	170 (23.13)	364 (49.52)	BSP	4 (0.54)	27 (3.67)
92	INC	531 (59.66)	BJP	312 (35.06)	219 (24.6)	IND (RA)	10 (1.12)	37 (4.16)
93	INC	855 (92.63)	IND (JPB)	14 (1.52)	841 (91.11)	BJP	7 (0.76)	47 (5.09)
94	INC	846 (92.26)	BJP	50 (5.45)	796 (86.81)	IND (JPB)	6 (0.65)	15 (1.64)
95	INC	746 (94.07)	BJP	9 (1.13)	737 (92.94)	IND (JPB)	7 (0.88)	31 (3.91)
96	BJP	532 (57.51)	INC	347 (37.51)	185 (20)	IND (RA)	21 (2.27)	25 (2.7)
97	INC	595 (64.67)	BJP	287 (31.2)	308 (33.47)	BSP	8 (0.87)	30 (3.26)
98	INC	513 (60.35)	BJP	313 (36.82)	200 (23.53)	IND (S)	5 (0.59)	19 (2.24)
99	INC	385 (50.26)	BJP	358 (46.74)	27 (3.52)	IND (RA)	5 (0.65)	18 (2.35)
100	BJP	430 (57.56)	INC	298 (39.89)	132 (17.67)	IND (S)	4 (0.54)	15 (2.01)
101	INC	608 (73.88)	BJP	177 (21.51)	431 (52.37)	IND (JPB)	10 (1.22)	28 (3.4)
102	BJP	339 (49.2)	INC	321 (46.59)	18 (2.61)	BSP	5 (0.73)	24 (3.48)
103	BJP	493 (62.17)	INC	268 (33.8)	225 (28.37)	IND (RA)	6 (0.76)	26 (3.28)
104	BJP	473 (51.41)	INC	406 (44.13)	67 (7.28)	BSP	18 (1.96)	23 (2.5)
105	BJP	474 (57.45)	INC	290 (35.15)	184 (22.3)	BYPP	25 (3.03)	36 (4.36)

Contd....

DISCLAIMER

The Terms of Use and Disclaimer of Datanet India Private Limited (hereinafter referred to as "Datanet") for use of this analysis report of **Civil Lines Assembly Constituency (Civil Lines Vidhan Sabha)** :-

1. **Assembly Factbook™** is a Registered Trade Mark owned by Datanet.
2. All the maps are sketched and graphical representation only and have not been drawn to the scale and also not to represent the actual geographical area or boundary of the unit.
3. The data for the aforesaid analysis is based on authentic sources and has been culled from the various publications of Census, CSO and NSSO for district and block level data, various central and state government departments, Central & State Elections Commissions and the concerned Returning Officers' releases, Electoral Rolls, Election results and allied publications, internal assessment, surveys, estimates and analysis. Therefore, certain adjustment of data at micro level may have been done to arrive closer to the macro data.
4. Data have been provided on an "As Is" and "As AVAILABLE" basis
5. The colours shown in the maps or diagram and charts of a particular party, alliance or AC are indicative and do not represent them.
6. This publication which includes maps, sheets, graphs and data would be the property under copyright of Datanet only. The user may use these for its internal study, analysis and research purposes. It's public display, re-selling or any commercial uses by the user are not allowed.
7. Datanet has taken due care and caution in compilation and processing of data and allied information, but does not guarantee the accuracy, adequacy or completeness of any information/analysis and will be not responsible for any errors or omissions or for the results obtained from the use of such information/analysis.
8. All the contents for the publication have been culled from various authentic sources and Datanet reasonably believes such sources to be reliable, but does not make any representations, express or implied as to the accuracy or fitness of use of such information. The information or contents of the information/analysis do not constitute advice and should not be relied upon in making (or refraining from making) any decision. Any reliance placed upon the information provided by Datanet is the sole responsibility and strictly at the user's risk.
9. In no event will Datanet be liable for any damages (including, without limitation, damages for loss of business projects, or loss of profits) arising in contract, tort or otherwise from the use of or inability to use any of its contents, or from any action taken (or refrained from being taken) as a result of using the analysis or any of its contents. Datanet its directors, owners, editors, officials, employees, distributor and agents or any associate will not be liable for any errors in the information contained or any consequences arising from the use of the contents of the provided information/analysis.
10. If any provision of these terms and conditions is held invalid or illegal or unenforceable for any reason by any court of competent jurisdiction, such provision shall be severed and the remainder of provisions of the terms and conditions shall continue in full force and effect as if the Term of Use had been executed with the invalid, illegal or unenforceable provision eliminated.
11. If there are any discrepancies in the information provided, please bring it to attention of Datanet for suitable rectification measures.

Buy Online This Complete Book At
Datanet India eBooks Store

www.indiastatpublications.com

or go directly at

[http://www.indiastatpublications.com/
Assembly_factbook/Rajasthan/Jaipur/Civil_Lines](http://www.indiastatpublications.com/Assembly_factbook/Rajasthan/Jaipur/Civil_Lines)

 **india**stat**elections**

ISBN : 978-93-86370-60-2



9 789387 267602