



Rajasthan

Assembly Factbook™

Kishan Pole Assembly Constituency



Key Electoral Data of Kishan Pole
Assembly Constituency (Vidhan Sabha)

Rajasthan

Assembly Factbook™

Khishan Pole Assembly Constituency



Khishan Pole Vidhan Sabha

Editor & Director

Dr. R.K. Thukral

Research Editor

Dr. Shafeeq Rahman

Compiled, Researched and Published by Datanet India Pvt. Ltd.

D-100, 1st Floor,

Okhla Industrial Area, Phase-I,
New Delhi- 110020.

Ph.: 91-11- 43580781-84

Email : support@indiastatpublications.com

Website : www.indiastatelections.com

Online Book Store :

www.indiastatpublications.com

Report No. : AFB/RJ-052-0125

ISBN : 978-93-87293-14-4

First Edition : January, 2018

Eighth Updated Edition : January, 2025

Price : Rs. 11500/-

US\$ 310

© Datanet India Pvt. Ltd.

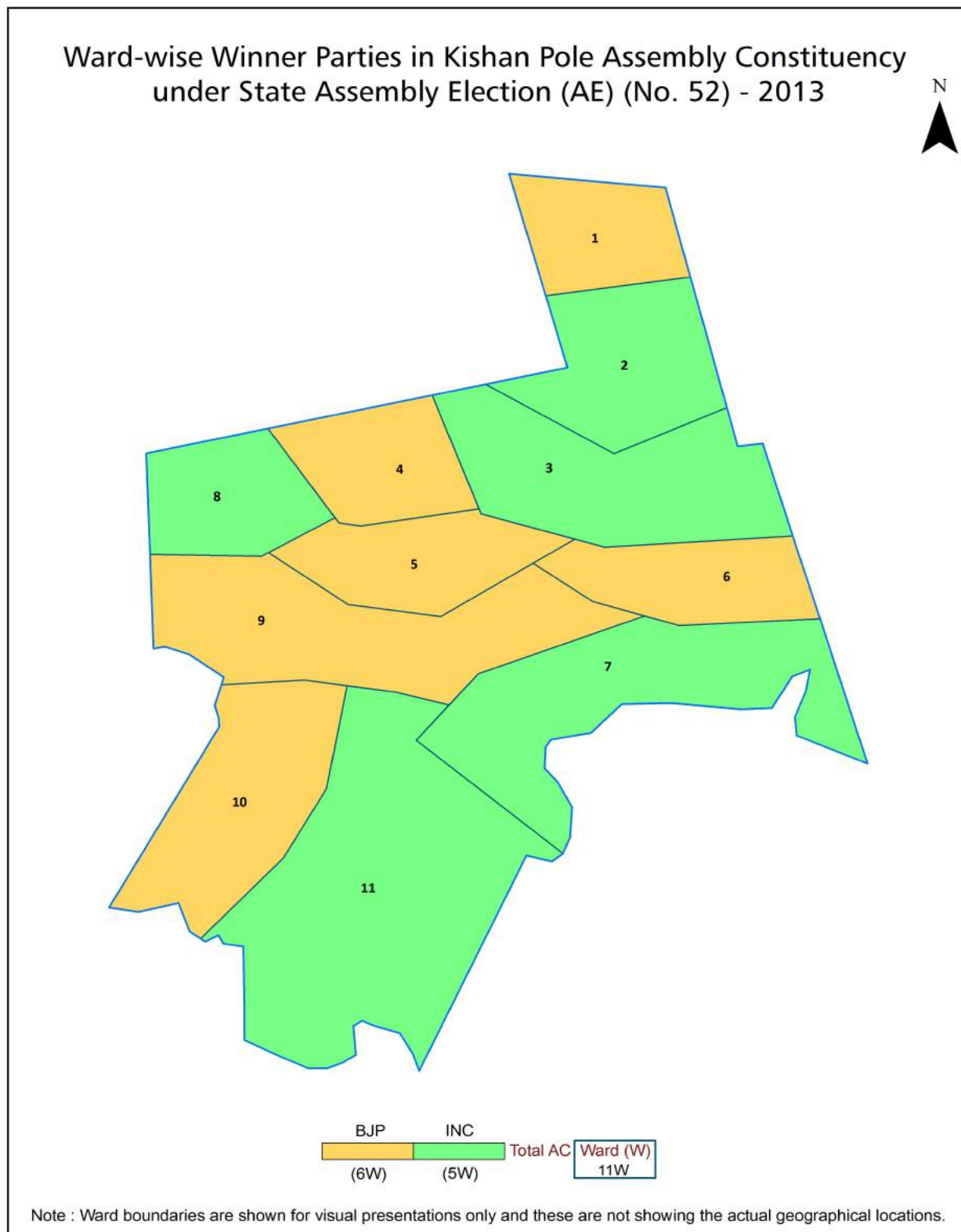
All rights reserved. No part of this book may be reproduced, stored in a retrieval system or transmitted in any form or by any means, mechanical photocopying, photographing, scanning, recording or otherwise without the prior written permission of the publisher. Please refer to Disclaimer at page no. 167 for the use of this publication.

Printed in India

Contents

No.	Particulars	Page No.
	Introduction	
1	Assembly Constituency - (Vidhan Sabha) at a Glance Features of Assembly as per Delimitation Commission of India (2008)	1-2
	Location and Political Maps	
2	Location Map Boundaries of Assembly Constituency - (Vidhan Sabha) in District Boundaries of Assembly Constituency under Parliamentary Constituency - (Lok Sabha) Ward-wise Winner Parties- 2024, 2023, 2019, 2018, 2014, 2013, 2009 and 2008	3-11
	Administrative Setup (2011)	
3	District Sub-district Towns Villages Inhabited Villages Uninhabited Villages Village Panchayat Intermediate Panchayat	12
	Demographics (2011)	
4	Population Households Rural/Urban Population Ward by Population Size Sex Ratio (Total & 0-6 Years) Religious Population Social Population Literacy Rate	13-14
	Electoral Features	
5	Important Dates of Last Elections Held Electors by Gender Service Electors Voters Voters Turnout Polling Stations & Average Number of Electors per Polling Station Electors by Age Group Present Elected Representatives	15-20
	Historical Summary Election Results	
6	Vote Share of Major Parties Winning Margin (Number & Percentage) Polarity of Parties Summary Result of Assembly Segment of Parliamentary Elections 2024, 2019, 2014, 2009, 2004 and 1999 Summary Result of Assembly Elections 2023, 2018, 2013, 2008, 2003, 1998, 1993, 1990, 1985, 1980, 1977, 1972, 1967, 1962 and 1957	21-45
	Polling Station Level Election Results	
7	Name and Number of Polling Station 2024, 2023, 2019, 2018, 2014, 2013, 2009 and 2008 Polling Station-wise Electors, Voters & Voters Turnout 2024, 2023, 2019, 2018, 2014, 2013, 2009 and 2008 Polling Station wise Elections Results 2024, 2023, 2019, 2018, 2014, 2013, 2009 and 2008	46-163
	Share of Assembly Constituency	
8	Share of Assembly Constituency - (Vidhan Sabha) in State, District and Parliamentary Constituency - (Lok Sabha)	164
9	Abbreviation & Sources	165-166
10	Disclaimer	167

Location & Political Map

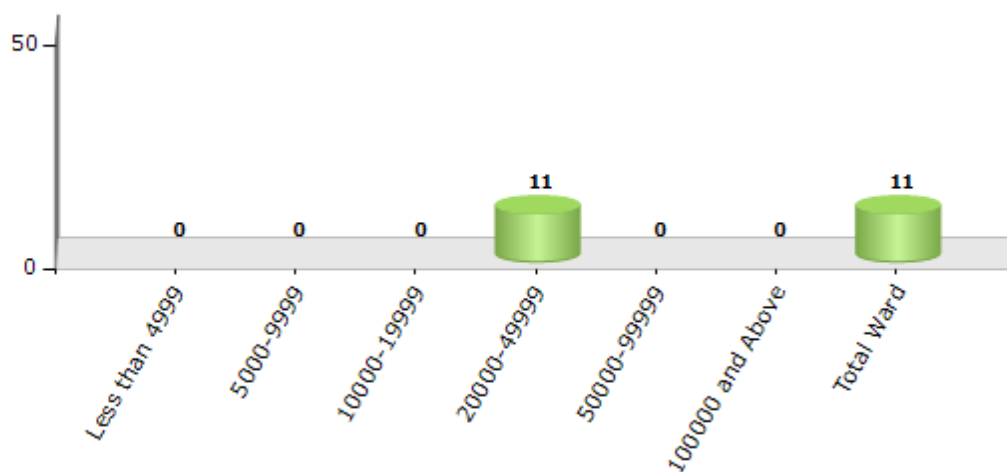


Demographics

Number of Ward by Population Size - 2011

Less than 4999	5000-9999	10000-19999	20000-49999	50000-99999	100000 and Above	Total Ward
0	0	0	11	0	0	11

Number of Ward by Population Size - 2011



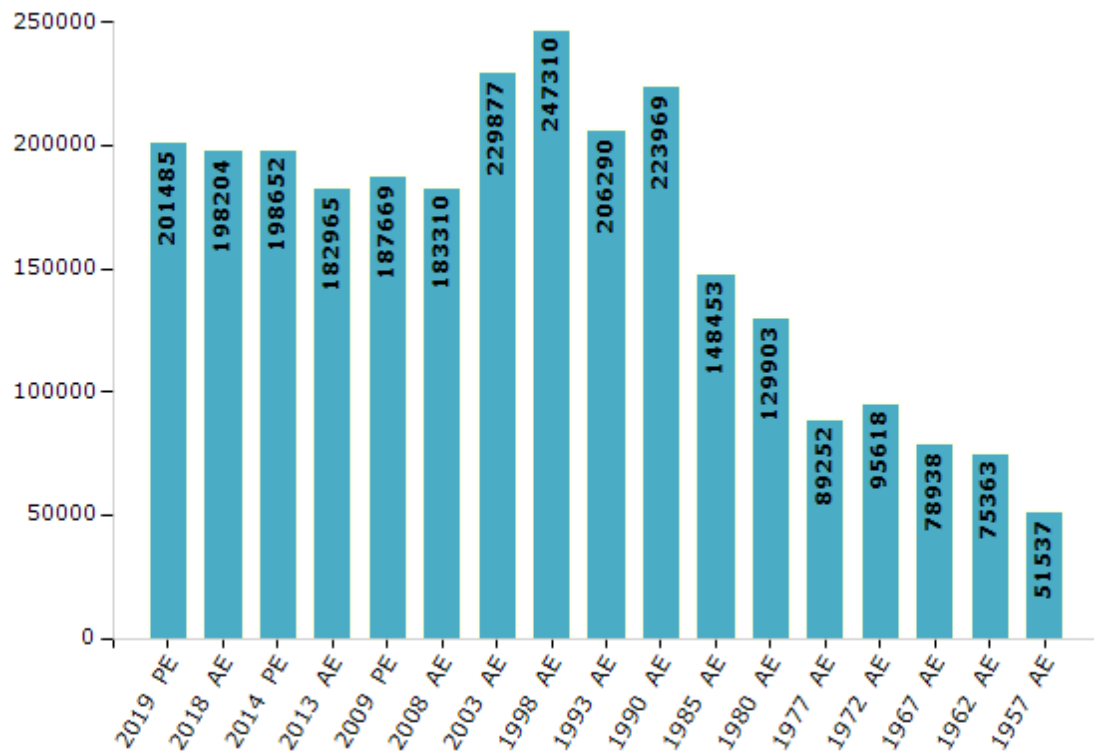
Electoral Features

Electors by Male & Female

Year	Male	Female	Others	Total
2019 PE	106505	94980	0	201485
2018 AE	105075	93127	2	198204
2014 PE	106743	91909	0	198652
2013 AE	99109	83856	0	182965
2009 PE	102941	84728	-	187669
2008 AE	100681	82629	-	183310
2004 PE	-	-	-	-
2003 AE	123524	106353	-	229877
1999 PE	-	-	-	-
1998 AE	136783	110527	-	247310

Year	Male	Female	Others	Total
1993 AE	112630	93660	-	206290
1990 AE	124215	99754	-	223969
1985 AE	81658	66795	-	148453
1980 AE	72078	57825	-	129903
1977 AE	48576	40676	-	89252
1972 AE	51222	44396	-	95618
1967 AE	-	-	-	78938
1962 AE	-	-	-	75363
1957 AE	-	-	-	51537
1952 AE	-	-	-	-

Number of Electors



Note : AE : Assembly Election, PE : Assembly Segment of Parliamentary Election

Historical Summary Election Results

Summary Result of Assembly Election - 2013

Candidate Name	Party	Votes	Votes %
Mohan Lal Gupta	BJP	68240	50.47
Amin Kagzi	INC	58555	43.31
Pawan	IND	1068	0.79
Julfiqar Ali	IND	781	0.58
Alimuddin Advocate	BSP	569	0.42
Abdul Zaheer	VIP	554	0.41
Amit	IPGP	532	0.39
Babu Khan Manyar	IND	398	0.29
Dr. Balraj Khatri	IND	374	0.28
Alim Mohammad	IND	289	0.21
Nitesh Paliwal	JGP	283	0.21
Govind Sharan Khandelwal	IND	207	0.15
Sunil Kumar	IND	195	0.14
Shankar Sharma	IND	177	0.13
Babu Lal Sharma Murtikar	IND	166	0.12
Budhi Prakash Mishra	AIFB	162	0.12
Mohammad Aslam Khan	IND	151	0.11
Abdul Hamid Akram	IND	142	0.11
Shakil Ahmad (Yuva Neta)	IND	119	0.09
Mohammad Yusuf Qureshi	IND	108	0.08
Abdul Hafeej Rehmani	IND	96	0.07
Ajay	IND	87	0.06
Shakil Ahmad Dilip Jamali	IND	83	0.06
Ramesh Chand Pareek	IND	76	0.06
Rafeek Bhati	IND	67	0.05
Abdul Wahid	IND	67	0.05
Ajam Ali Khan	AWAP	58	0.04
Abdul Bahab	IND	52	0.04
Moh. Lala Kureshi	IND	42	0.03
	NOTA	1498	1.11

Polling Station Level Election Results

Number and Name of Polling Stations (PS) (2018)

Number of Polling Stations	Name of Polling Stations	Number of Polling Stations	Name of Polling Stations
1	Tegore Public School, Pital Factory, Shastrinagar, Left Side Room No. 120	22	Shri Khandelwal Vyashy Sr. Sec. School, Janana Hospital Ke Samney Station Road, Room No. 6
2	Tegore Public School, Pital Factory, Shastrinagar, Left Side Room No. 122	23	Shri Khandelwal Vyashy Sr. Sec. School, Opposite Janana Hospital, Station Road Room No. 8
3	Tegore Public School, Pital Factory, Shastrinagar, Left Side Room No. 124	24	Shri Khandelwal Vyashy Sr. Girls Sec. School, Near Anaj Mandi, S.C. Road, Chandpole, Room No. 5
4	Tegore Public School, Pital Factory, Shastrinagar, Left Side Room No. 125	25	Shri Khandelwal Vyashy Sr. Girls Sec. School, Room No. 6 Near New Anaj Mandi Sansar Chandar Road Chandpole
5	Tegore Public School, Pital Factory, Shastrinagar, Left Side Room No. 121	26	Govt. Sr. Sec. School, Room No. 1
6	Tagore Public School, Pital Factory Shastri Nagar Jaipur Bayi Or Ka Kamara No. 130	27	God Vipra Sr. Sec. School, Room No. 19
7	Tegore Public School, Pital Factory, Shastrinagar, Left Side Room No. 118	28	God Vipra Sr. Sec. School, Room No. 18
8	Taigore Vidhya Bhavan Pital Factory Shashtri Nagar Room No. 1	29	God Vipra Sr. Sec. School, Room No. 20
9	Swami Srwanand Hall, Sindhu Nagar, Nahri Ka Naka, Room No. 4	30	God Vipra Sr. Sec. School, Room No. 21
10	Swami Srwanand Hall, Sindhu Nagar, Nahri Ka Naka, Room No. 3	31	God Vipra Sr. Sec. School, Room No. 5
11	Sant Lourance Public School Lal Pura Colony Vanasthali Marg Room No. 1	32	Govt. Sec. School, Sarswati Kund, Room No. 6
12	Sant Lourance Public School Lal Pura Colony Vanasthali Marg Opposite Side Hall	33	Govt. Sec. School, Sarswati Kund, Room No. 1
13	Govt. Girls Sr. Sec. School Lal Pura Vinobha Basti Vanasthali Marg Room No	34	Rajakiya Madhyamik Vidyalay, Saraswati Kund, Kamara N. 5 Balanand Ji Ke Mandir Ke Pas
14	Indra Secondary School Sindhi Colony Room No. 1	35	Govt. Sec. School, Sarswati Kund, Room No. 3
15	Indra Secondary School Sindhi Colony Room No. 2	36	Govt. Sec. School, Sarswati Kund, Room No. 4
16	Indra Secondary School Sindhi Colony Room No. 4	37	Rajakiya Madhyamik Vidyalay, Saraswati Kund, Kamara N. 8 Balanand Ji Ke Mandir Ke Pas
17	Mahrshi Goutam Sec. School, Maharna Pratap Marg Mount Road, Girirajeshwer Mahadev Mandir Ke Pass Jan Shala, Room No. 1	38	Govt. U.P. Besik Modal School, Left Sides Big Hall
18	Mahrshi Goutam Sec. School, Maharna Pratap Marg Mount Road, Girirajeshwer Mahadev Mandir, Left Side Room	39	Govt. U.P. Besik Modal School, Left Side Room No. 6
19	Mahrshi Goutam Sec. School, Near Maharana Pratap Marg, Mount Road, Girirajeshwar Mahadev Mandir, Jan Shala, Principal Room	40	Govt. U.P. Besik Modal School, Room No. 7
20	Mahrshi Goutam Sec. School, Maharna Pratap Marg Mount Road, Girirajeshwer Mahadev Mandir Ke Pass, Room No. 2	41	Govt. U.P. Besik Modal School, Room No. 8
21	Shri Khandelwal Vyashy Sr. Sec. School, Janana Hospital Ke Samney Station Road. Room No. 5	42	Government Ups Basic Model Topkhana Jalupura Left Side Room No. 9

Contd....

Polling Station Level Election Results

Polling Station-wise Votes Secured by Overall Top Five Parties in Kishan Pole Assembly in Assembly Election (AE) under Jaipur Parliamentary Constituency in Rajasthan (2018)

Number of Polling Station	Winner - Amin kagzi (INC)	Runner-up - Mohan Lal Gupta (BJP)	3rd - Lalchand (Ialu) Sarasar (IND)	4th - Sudeep Jain Bagda (AAP)	5th - Bharat Sharma (IND)	NOTA	Other	Total Votes Secured
36	185	180	263	2	1	4	104	739
37	200	200	382	1	0	3	73	859
38	866	1	0	0	0	1	13	881
39	296	392	0	0	1	4	29	722
40	646	114	0	0	2	5	17	784
41	380	360	26	0	1	3	26	796
42	520	135	1	0	1	0	12	669
43	367	311	0	2	19	3	13	715
44	248	462	0	4	24	5	29	772
45	734	179	0	0	5	4	46	968
46	467	344	0	2	6	6	29	854
47	727	46	0	0	0	0	22	795
47A	264	25	0	0	0	0	8	297
48	349	443	0	0	58	8	30	888
49	135	766	2	2	41	9	37	992
50	126	379	0	2	30	5	21	563
51	170	455	0	0	13	2	33	673
52	154	741	0	4	28	8	34	969
53	359	550	0	3	17	5	87	1021
54	65	583	3	3	2	8	32	696
55	87	369	0	3	10	10	37	516
56	94	564	0	2	2	5	33	700
57	147	408	0	1	14	7	60	637
58	82	501	0	0	1	8	69	661
59	148	620	0	3	4	12	54	841
60	177	335	0	2	15	4	21	554
61	183	569	0	0	103	5	34	894
62	72	379	0	2	36	8	21	518
63	278	621	2	0	1	3	56	961
64	275	576	48	1	1	7	56	964
65	135	556	0	8	11	7	32	749
66	296	516	10	1	1	5	73	902
67	108	630	6	1	2	2	35	784
68	106	645	4	2	5	4	49	815
69	136	599	1	13	13	10	33	805

Contd....

Polling Station Level Election Results

Winner, Runner-up and 3rd Party Position & Winning Margin According to Polling Stations in Kishan Pole Assembly in Assembly Election (AE) under Jaipur Parliamentary Constituency in Rajasthan (2018)

Polling Station Number	Winner Party	Winner Votes (%)	Runner-up Party	Runner-up Votes (%)	Winning Margin Votes (%)	Third Party	Third Party Votes (%)	Other Votes (%)
70	BJP	481 (72.44)	INC	142 (21.39)	339 (51.05)	BVHP	12 (1.81)	29 (4.37)
71	BJP	635 (72.41)	INC	191 (21.78)	444 (50.63)	IND (BS)	24 (2.74)	27 (3.08)
72	BJP	619 (68.4)	INC	210 (23.2)	409 (45.2)	IND (BS)	10 (1.1)	66 (7.29)
73	BJP	387 (51.06)	INC	253 (33.38)	134 (17.68)	IND (SLT)	35 (4.62)	83 (10.95)
74	INC	695 (74.65)	BJP	194 (20.84)	501 (53.81)	CPI	8 (0.86)	34 (3.65)
75	INC	690 (89.15)	BJP	33 (4.26)	657 (84.89)	IND (MU)	9 (1.16)	42 (5.43)
76	INC	637 (88.35)	BJP	54 (7.49)	583 (80.86)	IND (MU)	10 (1.39)	20 (2.77)
77	BJP	268 (48.99)	INC	254 (46.44)	14 (2.55)	IND (BS)	3 (0.55)	22 (4.02)
78	INC	620 (71.35)	BJP	171 (19.68)	449 (51.67)	IND (L(S)	23 (2.65)	55 (6.33)
79	BJP	624 (76.75)	INC	101 (12.42)	523 (64.33)	IND (BS)	38 (4.67)	50 (6.15)
80	BJP	525 (72.92)	INC	108 (15)	417 (57.92)	IND (BS)	40 (5.56)	47 (6.53)
81	BJP	491 (68.01)	INC	169 (23.41)	322 (44.6)	BVHP	31 (4.29)	31 (4.29)
82	BJP	457 (59.66)	INC	279 (36.42)	178 (23.24)	IND (BS)	4 (0.52)	26 (3.39)
83	INC	617 (66.13)	BJP	277 (29.69)	340 (36.44)	CPI	5 (0.54)	34 (3.64)
84	BJP	583 (75.13)	INC	134 (17.27)	449 (57.86)	IND (BS)	7 (0.9)	52 (6.7)
85	BJP	709 (80.02)	INC	129 (14.56)	580 (65.46)	AAP	8 (0.9)	40 (4.51)
86	BJP	658 (74.35)	INC	180 (20.34)	478 (54.01)	IND (NJ)	7 (0.79)	40 (4.52)
87	BJP	662 (78.53)	INC	139 (16.49)	523 (62.04)	IND (MU)	6 (0.71)	36 (4.27)
88	BJP	623 (71.36)	INC	201 (23.02)	422 (48.34)	IND (MU)	5 (0.57)	44 (5.04)
89	INC	843 (79.91)	BJP	178 (16.87)	665 (63.04)	IND (MU)	12 (1.14)	22 (2.09)
90	BJP	654 (68.84)	INC	206 (21.68)	448 (47.16)	IND (L(S)	44 (4.63)	46 (4.84)
91	BJP	505 (74.05)	INC	137 (20.09)	368 (53.96)	IND (BS)	10 (1.47)	30 (4.4)
92	BJP	523 (68.19)	INC	173 (22.56)	350 (45.63)	NUZP	18 (2.35)	53 (6.91)
93	BJP	646 (72.02)	INC	135 (15.05)	511 (56.97)	IND (BS)	79 (8.81)	37 (4.12)
94	BJP	473 (62.57)	INC	178 (23.54)	295 (39.03)	AAP	63 (8.33)	42 (5.56)
95	BJP	564 (70.06)	INC	174 (21.61)	390 (48.45)	AAP	33 (4.1)	34 (4.22)
96	BJP	525 (79.19)	INC	96 (14.48)	429 (64.71)	AAP	11 (1.66)	31 (4.68)
97	BJP	236 (54.25)	INC	169 (38.85)	67 (15.4)	AAP	11 (2.53)	19 (4.37)
98	BJP	559 (76.47)	INC	134 (18.33)	425 (58.14)	AAP	18 (2.46)	20 (2.74)
99	BJP	393 (58.74)	INC	219 (32.74)	174 (26)	AAP	35 (5.23)	22 (3.29)
100	BJP	250 (61.12)	INC	87 (21.27)	163 (39.85)	AAP	52 (12.71)	20 (4.89)
101	BJP	490 (80.86)	INC	66 (10.89)	424 (69.97)	AAP	27 (4.46)	23 (3.8)
102	BJP	516 (73.19)	INC	150 (21.28)	366 (51.91)	AAP	8 (1.13)	31 (4.4)
103	BJP	491 (50.72)	INC	412 (42.56)	79 (8.16)	AAP	30 (3.1)	35 (3.62)
104	INC	485 (63.48)	BJP	236 (30.89)	249 (32.59)	AAP	16 (2.09)	27 (3.53)

Contd....

DISCLAIMER

The Terms of Use and Disclaimer of Datanet India Private Limited (hereinafter referred to as "Datanet") for use of this analysis report of **Kishan Pole Assembly Constituency (Kishan Pole Vidhan Sabha)** :-

1. **Assembly Factbook™** is a Registered Trade Mark owned by Datanet.
2. All the maps are sketched and graphical representation only and have not been drawn to the scale and also not to represent the actual geographical area or boundary of the unit.
3. The data for the aforesaid analysis is based on authentic sources and has been culled from the various publications of Census, CSO and NSSO for district and block level data, various central and state government departments, Central & State Elections Commissions and the concerned Returning Officers' releases, Electoral Rolls, Election results and allied publications, internal assessment, surveys, estimates and analysis. Therefore, certain adjustment of data at micro level may have been done to arrive closer to the macro data.
4. Data have been provided on an "As Is" and "As AVAILABLE" basis
5. The colours shown in the maps or diagram and charts of a particular party, alliance or AC are indicative and do not represent them.
6. This publication which includes maps, sheets, graphs and data would be the property under copyright of Datanet only. The user may use these for its internal study, analysis and research purposes. It's public display, re-selling or any commercial uses by the user are not allowed.
7. Datanet has taken due care and caution in compilation and processing of data and allied information, but does not guarantee the accuracy, adequacy or completeness of any information/analysis and will be not responsible for any errors or omissions or for the results obtained from the use of such information/analysis.
8. All the contents for the publication have been culled from various authentic sources and Datanet reasonably believes such sources to be reliable, but does not make any representations, express or implied as to the accuracy or fitness of use of such information. The information or contents of the information/analysis do not constitute advice and should not be relied upon in making (or refraining from making) any decision. Any reliance placed upon the information provided by Datanet is the sole responsibility and strictly at the user's risk.
9. In no event will Datanet be liable for any damages (including, without limitation, damages for loss of business projects, or loss of profits) arising in contract, tort or otherwise from the use of or inability to use any of its contents, or from any action taken (or refrained from being taken) as a result of using the analysis or any of its contents. Datanet its directors, owners, editors, officials, employees, distributor and agents or any associate will not be liable for any errors in the information contained or any consequences arising from the use of the contents of the provided information/analysis.
10. If any provision of these terms and conditions is held invalid or illegal or unenforceable for any reason by any court of competent jurisdiction, such provision shall be severed and the remainder of provisions of the terms and conditions shall continue in full force and effect as if the Term of Use had been executed with the invalid, illegal or unenforceable provision eliminated.
11. If there are any discrepancies in the information provided, please bring it to attention of Datanet for suitable rectification measures.

**Buy Online This Complete Book At
Indiastat Publication Book Store**

www.indiastatpublications.com

or go directly at

**[http://www.indiastatpublications.com/
Assembly_factbook/Rajasthan/Jaipur/ Kishan_Pole](http://www.indiastatpublications.com/Assembly_factbook/Rajasthan/Jaipur/Kishan_Pole)**

 **indiastat**elections

ISBN : 978-93-87293-14-4



9 789387 293144