



Rajasthan

Assembly Factbook™

Vidhyadhar Nagar Assembly Constituency



Key Electoral Data of Vidhyadhar Nagar
Assembly Constituency (Vidhan Sabha)

Rajasthan

Assembly Factbook™

Vidhyadhar Nagar Assembly Constituency



Vidhyadhar Nagar Vidhan Sabha

Editor & Director

Dr. R.K. Thukral

Research Editor

Dr. Shafeeq Rahman

Compiled, Researched and Published by Datanet India Pvt. Ltd.

D-100, 1st Floor,

Okhla Industrial Area, Phase-I,
New Delhi- 110020.

Ph.: 91-11- 43580781-84

Email : support@indiastatpublications.com

Website : www.indiastatelections.com

Online Book Store :

www.indiastatpublications.com

Report No. : AFB/RJ-050-0125

ISBN : 978-93-87312-10-4

First Edition : January, 2018

Eighth Updated Edition : January, 2025

Price : Rs. 11500/-

US\$ 310

© Datanet India Pvt. Ltd.

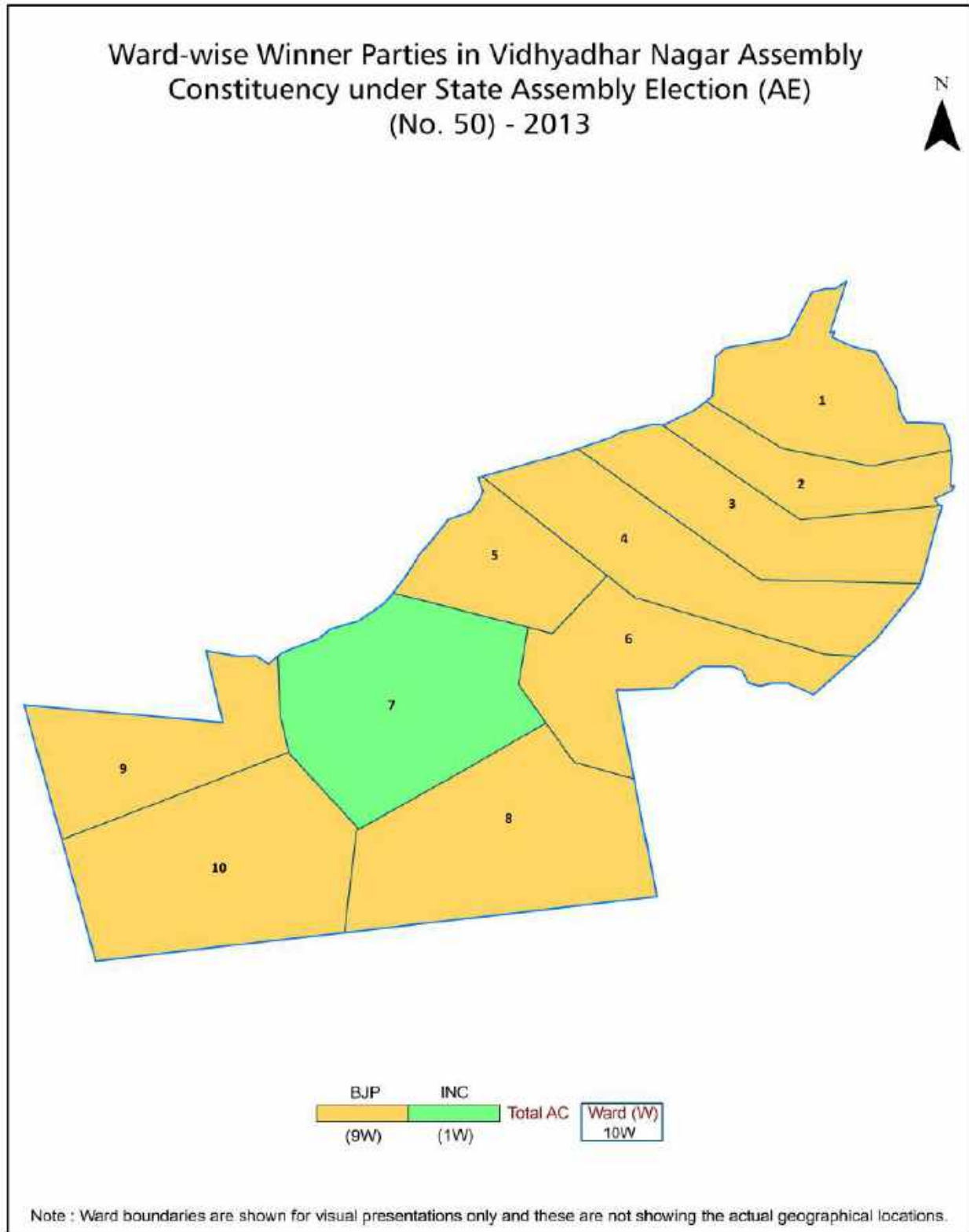
All rights reserved. No part of this book may be reproduced, stored in a retrieval system or transmitted in any form or by any means, mechanical photocopying, photographing, scanning, recording or otherwise without the prior written permission of the publisher. Please refer to Disclaimer at page no. 200 for the use of this publication.

Printed in India

Contents

No.	Particulars	Page No.
	Introduction	
1	Assembly Constituency - (Vidhan Sabha) at a Glance Features of Assembly as per Delimitation Commission of India (2008)	1-2
	Location and Political Maps	
2	Location Map Boundaries of Assembly Constituency - (Vidhan Sabha) in District Boundaries of Assembly Constituency under Parliamentary Constituency - (Lok Sabha) Ward-wise Winner Parties- 2024, 2023, 2019, 2018, 2014, 2013, 2009 and 2008	3-11
	Administrative Setup (2011)	
3	District Sub-district Towns Villages Inhabited Villages Uninhabited Villages Village Panchayat Intermediate Panchayat	12
	Demographics (2011)	
4	Population Households Rural/Urban Population Ward by Population Size Sex Ratio (Total & 0-6 Years) Religious Population Social Population Literacy Rate	13-14
	Electoral Features	
5	Important Dates of Last Elections Held Electors by Gender Service Electors Voters Voters Turnout Polling Stations & Average Number of Electors per Polling Station Electors by Age Group Present Elected Representatives	15-20
	Historical Summary Election Results	
6	Vote Share of Major Parties Winning Margin (Number & Percentage) Polarity of Parties Summary Result of Assembly Segment of Parliamentary Elections 2024, 2019, 2014 and 2009 Summary Result of Assembly Elections 2023, 2018, 2013 and 2008	21-30
	Polling Station Level Election Results	
7	Name and Number of Polling Station 2024, 2023, 2019, 2018, 2014, 2013, 2009 and 2008 Polling Station-wise Electors, Voters & Voters Turnout 2024, 2023, 2019, 2018, 2014, 2013, 2009 and 2008 Polling Station wise Elections Results 2024, 2023, 2019, 2018, 2014, 2013, 2009 and 2008	31-196
	Share of Assembly Constituency	
8	Share of Assembly Constituency - (Vidhan Sabha) in State, District and Parliamentary Constituency - (Lok Sabha)	197
9	Abbreviation & Sources	198-199
10	Disclaimer	200

Location & Political Map

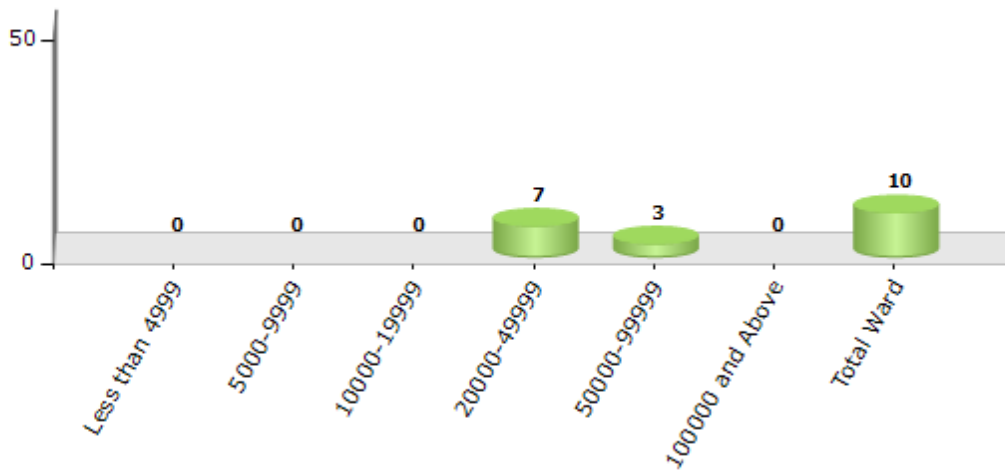


Demographics

Number of Ward by Population Size - 2011

Less than 4999	5000-9999	10000-19999	20000-49999	50000-99999	100000 and Above	Total Ward
0	0	0	7	3	0	10

Number of Ward by Population Size - 2011

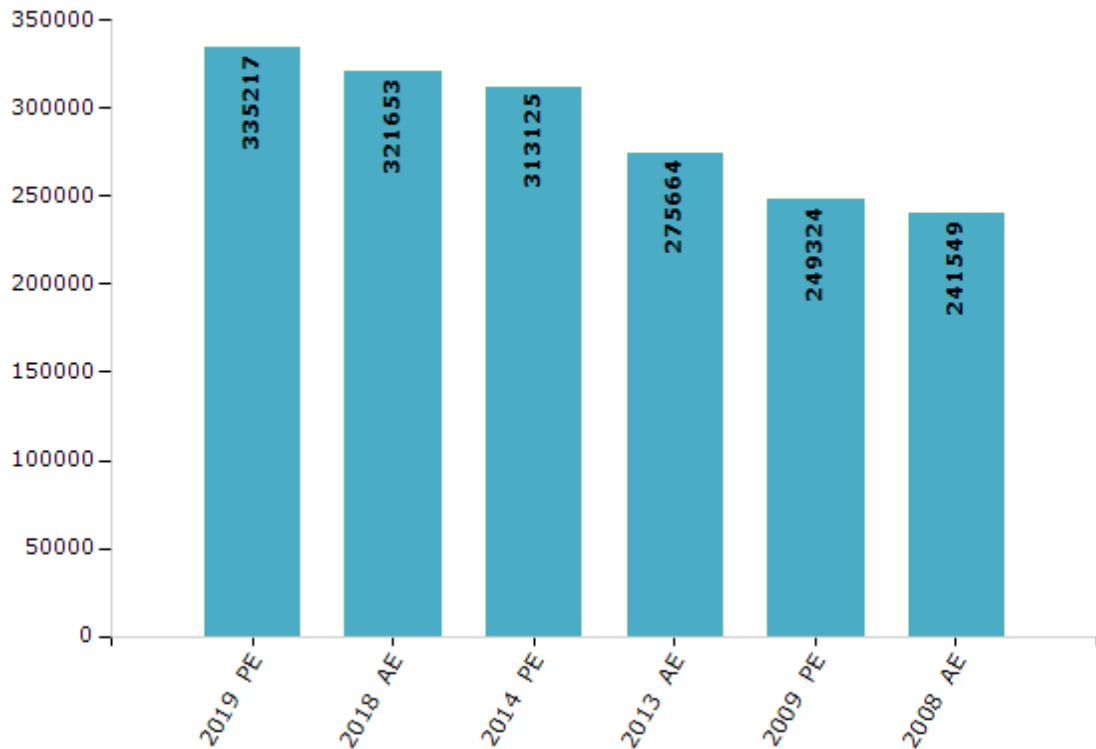


Electoral Features

Electors by Male & Female

Year	Male	Female	Others	Total	Year	Male	Female	Others	Total
2019 PE	176589	158626	2	335217	1993 AE	-	-	-	-
2018 AE	169854	151798	1	321653	1990 AE	-	-	-	-
2014 PE	168004	145121	0	313125	1985 AE	-	-	-	-
2013 AE	148617	127047	0	275664	1980 AE	-	-	-	-
2009 PE	138070	111254	-	249324	1977 AE	-	-	-	-
2008 AE	134118	107431	-	241549	1972 AE	-	-	-	-
2004 PE	-	-	-	-	1967 AE	-	-	-	-
2003 AE	-	-	-	-	1962 AE	-	-	-	-
1999 PE	-	-	-	-	1957 AE	-	-	-	-
1998 AE	-	-	-	-	1952 AE	-	-	-	-

Number of Electors



Note : AE : Assembly Election, PE : Assembly Segment of Parliamentary Election

Historical Summary Election Results

Summary Result of Assembly Election - 2013

Candidate Name	Party	Votes	Votes %
Narpat Singh Rajvi	BJP	107068	55.36
Vikram Singh Shekhawat	INC	69155	35.76
Banshidhar	IND	3907	2.02
Nagendra Singh Shekhawat	IND	1962	1.01
Kailash Chandra	CPI	1699	0.88
Sushil Sharma	JGP	1506	0.78
Vishnu Pratap Singh	BSP	878	0.45
Dilip Soni	NPEP	849	0.44
Sanjay Goyal	IND	848	0.44
Shrikant	IND	803	0.42
Mahesh Kumar	BA S D	453	0.23
Rajendra Mahroli	IND	450	0.23
Sunil Sankhla	IND	435	0.22
Babli Sharma	MEDP	364	0.19
Bhagirath Singh	BYS	229	0.12
Ravindranath	RPI(A)	173	0.09
Nripesh Kumar Sharma	SP	139	0.07
Abdul Aziz	IPGP	134	0.07
	NOTA	2337	1.21

Polling Station Level Election Results

Number and Name of Polling Stations (PS) (2018)

Number of Polling Stations	Name of Polling Stations	Number of Polling Stations	Name of Polling Stations
1	Govt. Sr. Sec. School Nindad Room No. 14	22	Govt. Upper Primary School Chak Jesalya Room No. 6
2	Govt. Sr. Sec. School Nindad Room No. 15	23	Govt. Upper Primary School Chak Jesalya Room No. 2
3	Govt. Sr. Sec. School Nindad Room No. 4	24	Govt. Upper Primary School Chak Jesalya Room No. 3
4	Govt. Sr. Sec. School Nindad Room No. 7	25	Govt. Upper Primary School Chak Jesalya Room No. 4
5	Govt. Secondary School Bandh Ki Dhani Room No. 10	26	Govt. Upper Primary School Chak Jesalya Room No. 5
6	Govt. Secondary School Bandh Ki Dhani Room No. 6	27	Govt. Upper Primary School Jodala Room No. 2
7	Govt. Secondary School Bandh Ki Dhani Room No. 5	28	Govt. Upper Primary School Jodala Room No. 3
8	Govt. Upper Primary School Dhani Rambag Room No. 5	29	Govt. Upper Primary School Jodala Room No. 8
9	Govt. Upper Primary School Dhani Rambag Room No. 6	30	Vijay Central Academy Senior Secondary School Hindi Medium New Lohamandi Road Machada Room No. 111
10	Govt. Upper Primary School Dhani Rambag Room No. 7	31	Vijay Central Academy Senior Secondary School Hindi Medium New Lohamandi Road Machada Room No. 112
11	Govt. Sr. Sec. School Harmada Room No. 15	32	Vijay Central Academy Senior Secondary School Hindi Medium New Lohamandi Road Machada Room No. 113
12	Govt. Sr. Sec. School Harmada Room No. 16	33	Govt. Upper Primary School Machada Room No. 02
13	Govt. Sr. Sec. School Harmada Room No. 10	34	Govt. Upper Primary School Machada Room No. 01
14	Govt. Sr. Sec. School Harmada Room No. 12	35	Govt. Upper Primary School Machada Room No. 4
15	Govt. Sr. Sec. School Harmada Room No. 13	36	Sent Rose Sr. Sec. School Green Avenue New Lohamandi Road Machada Room No. 01
16	Manish Sr. Sec. School Gaytri Nagar Harmada Room No. 1	37	Sent Rose Sr. Sec. School Green Avenue New Lohamandi Road Machada Room No. 02
17	Manish Sr. Sec. School Gaytri Nagar Harmada Room No. 2	38	Sent Rose Sr. Sec. School Green Avenue New Lohamandi Road Machada Room No. 03
18	Manish Sr. Sec. School Gaytri Nagar Harmada Room No. 4	39	Brijbal Niketan Sr. Sec. School, Machada, Room No. 22
19	Govt. Upper Primary School Bdharna Room No. 1	40	Brijbal Niketan Sr. Sec. School, Machada, Room No. 23
20	Govt. Upper Primary School Bdharna Room No. 2	41	Brijbal Niketan Sr. Sec. School, Machada, Room No. 20
21	Govt. Upper Primary School Chak Jesalya Room No. 1	42	Brijbal Niketan Sr. Sec. School, Machada, Room No. 21

Contd....

Polling Station Level Election Results

Polling Station-wise Votes Secured by Overall Top Five Parties in Vidhyadhar Nagar Assembly in Assembly Election (AE) under Jaipur Parliamentary Constituency in Rajasthan (2018)

Number of Polling Station	Winner - Narpat Singh Rajvi (BJP)	Runner-up - Sitaram Agarwal (INC)	3rd - Vikram Singh Shekhawat (IND)	4th - Pawan Kumar Goyal (BVHP)	5th - Madan Lal Beniwal (BSP)	NOTA	Other	Total Votes Secured
36	273	83	350	4	1	2	26	739
37	286	118	415	4	2	7	37	869
38	115	296	394	3	9	4	51	872
39	313	178	352	16	3	6	27	895
40	240	123	365	3	3	2	31	767
41	301	202	355	11	1	11	28	909
42	266	147	404	10	13	14	37	891
43	422	215	242	15	11	5	34	944
44	323	301	91	12	32	9	15	783
45	223	204	111	11	25	6	19	599
46	289	374	57	5	53	8	32	818
47	232	180	81	5	12	2	8	520
48	389	309	92	53	3	18	18	882
49	416	194	109	19	3	7	17	765
50	423	251	126	14	6	3	20	843
51	510	325	140	22	4	10	18	1029
52	385	223	281	10	6	9	36	950
53	302	213	125	2	6	4	27	679
54	404	248	223	11	4	6	32	928
55	231	264	180	10	11	4	36	736
56	355	184	225	3	13	5	26	811
57	465	218	156	3	42	3	25	912
58	310	373	212	10	12	3	55	975
59	425	209	306	5	4	5	58	1012
60	383	239	170	4	2	6	20	824
61	344	165	137	20	3	6	18	693
62	339	210	162	65	6	10	37	829
63	416	267	132	3	8	7	20	853
64	357	122	232	5	6	5	26	753
65	324	299	236	10	4	3	49	925
66	418	249	243	22	9	14	47	1002
67	248	270	310	2	7	5	42	884
68	421	154	194	9	3	9	105	895
69	487	213	152	17	1	14	31	915
70	366	122	335	10	1	6	34	874

Contd....

Polling Station Level Election Results

Winner, Runner-up and 3rd Party Position & Winning Margin According to Polling Stations in Vidhyadhar Nagar Assembly in Assembly Election (AE) under Jaipur Parliamentary Constituency in Rajasthan (2018)

Polling Station Number	Winner Party	Winner Votes (%)	Runner-up Party	Runner-up Votes (%)	Winning Margin Votes (%)	Third Party	Third Party Votes (%)	Other Votes (%)
71	BJP	431 (45.71)	IND (VSS)	236 (25.03)	195 (20.68)	INC	216 (22.91)	60 (6.36)
72	BJP	429 (47.93)	IND (VSS)	220 (24.58)	209 (23.35)	INC	164 (18.32)	82 (9.16)
73	BJP	313 (42.01)	IND (VSS)	233 (31.28)	80 (10.73)	INC	172 (23.09)	27 (3.62)
74	BJP	432 (43.86)	INC	247 (25.08)	185 (18.78)	IND (VSS)	238 (24.16)	68 (6.9)
75	BJP	309 (52.82)	IND (VSS)	124 (21.2)	185 (31.62)	INC	113 (19.32)	39 (6.67)
76	BJP	418 (54.64)	INC	171 (22.35)	247 (32.29)	IND (VSS)	135 (17.65)	41 (5.36)
77	BJP	402 (47.91)	INC	256 (30.51)	146 (17.4)	IND (VSS)	126 (15.02)	55 (6.56)
78	BJP	212 (45.89)	INC	120 (25.97)	92 (19.92)	IND (VSS)	99 (21.43)	31 (6.71)
79	BJP	270 (36.83)	IND (VSS)	212 (28.92)	58 (7.91)	INC	171 (23.33)	80 (10.91)
80	INC	368 (43.5)	BJP	279 (32.98)	89 (10.52)	IND (VSS)	96 (11.35)	103 (12.17)
81	BJP	405 (44.75)	INC	262 (28.95)	143 (15.8)	IND (VSS)	190 (20.99)	48 (5.3)
82	BJP	381 (52.77)	IND (VSS)	155 (21.47)	226 (31.3)	INC	143 (19.81)	43 (5.96)
83	BJP	337 (52.25)	INC	192 (29.77)	145 (22.48)	IND (VSS)	78 (12.09)	38 (5.89)
84	BJP	317 (53.82)	IND (VSS)	146 (24.79)	171 (29.03)	INC	106 (18)	20 (3.4)
85	BJP	283 (49.74)	INC	136 (23.9)	147 (25.84)	IND (VSS)	126 (22.14)	24 (4.22)
86	BJP	489 (49.15)	INC	318 (31.96)	171 (17.19)	IND (VSS)	81 (8.14)	107 (10.75)
87	BJP	383 (53.87)	INC	210 (29.54)	173 (24.33)	IND (VSS)	75 (10.55)	43 (6.05)
88	BJP	415 (51.05)	INC	208 (25.58)	207 (25.47)	IND (VSS)	116 (14.27)	74 (9.1)
89	BJP	338 (47.01)	INC	190 (26.43)	148 (20.58)	IND (VSS)	153 (21.28)	38 (5.29)
90	BJP	433 (54.33)	INC	213 (26.73)	220 (27.6)	IND (VSS)	105 (13.17)	46 (5.77)
91	BJP	296 (46.98)	INC	181 (28.73)	115 (18.25)	IND (VSS)	101 (16.03)	52 (8.25)
92	BJP	375 (44.33)	INC	268 (31.68)	107 (12.65)	IND (VSS)	144 (17.02)	59 (6.97)
93	INC	303 (43.22)	BJP	280 (39.94)	23 (3.28)	IND (VSS)	73 (10.41)	45 (6.42)
94	BJP	362 (52.01)	INC	261 (37.5)	101 (14.51)	IND (VSS)	36 (5.17)	37 (5.32)
95	INC	314 (42.95)	BJP	301 (41.18)	13 (1.77)	IND (VSS)	76 (10.4)	40 (5.47)
96	BJP	425 (44.64)	INC	358 (37.61)	67 (7.03)	IND (VSS)	97 (10.19)	72 (7.56)
97	BJP	374 (43.74)	INC	325 (38.01)	49 (5.73)	IND (VSS)	92 (10.76)	64 (7.49)
98	BJP	294 (40.72)	INC	181 (25.07)	113 (15.65)	IND (VSS)	147 (20.36)	100 (13.85)
99	BJP	413 (52.54)	INC	221 (28.12)	192 (24.42)	IND (VSS)	114 (14.5)	38 (4.83)
100	INC	283 (42.49)	BJP	237 (35.59)	46 (6.9)	IND (VSS)	73 (10.96)	73 (10.96)
101	BJP	383 (52.61)	INC	187 (25.69)	196 (26.92)	IND (VSS)	111 (15.25)	47 (6.46)
102	INC	285 (38.57)	BSP	249 (33.69)	36 (4.88)	IND (VSS)	96 (12.99)	109 (14.75)
103	BJP	415 (55.19)	INC	168 (22.34)	247 (32.85)	IND (VSS)	136 (18.09)	33 (4.39)
104	BJP	372 (40.43)	IND (VSS)	231 (25.11)	141 (15.32)	INC	139 (15.11)	178 (19.35)
105	BJP	363 (40.65)	INC	265 (29.68)	98 (10.97)	IND (VSS)	207 (23.18)	58 (6.49)

Contd....

DISCLAIMER

The Terms of Use and Disclaimer of Datanet India Private Limited (hereinafter referred to as "Datanet") for use of this analysis report of **Vidhyadhar Nagar Assembly Constituency (Vidhyadhar Nagar Vidhan Sabha)** :-

1. **Assembly Factbook™** is a Registered Trade Mark owned by Datanet.
2. All the maps are sketched and graphical representation only and have not been drawn to the scale and also not to represent the actual geographical area or boundary of the unit.
3. The data for the aforesaid analysis is based on authentic sources and has been culled from the various publications of Census, CSO and NSSO for district and block level data, various central and state government departments, Central & State Elections Commissions and the concerned Returning Officers' releases, Electoral Rolls, Election results and allied publications, internal assessment, surveys, estimates and analysis. Therefore, certain adjustment of data at micro level may have been done to arrive closer to the macro data.
4. Data have been provided on an "As Is" and "As AVAILABLE" basis
5. The colours shown in the maps or diagram and charts of a particular party, alliance or AC are indicative and do not represent them.
6. This publication which includes maps, sheets, graphs and data would be the property under copyright of Datanet only. The user may use these for its internal study, analysis and research purposes. It's public display, re-selling or any commercial uses by the user are not allowed.
7. Datanet has taken due care and caution in compilation and processing of data and allied information, but does not guarantee the accuracy, adequacy or completeness of any information/analysis and will be not responsible for any errors or omissions or for the results obtained from the use of such information/analysis.
8. All the contents for the publication have been culled from various authentic sources and Datanet reasonably believes such sources to be reliable, but does not make any representations, express or implied as to the accuracy or fitness of use of such information. The information or contents of the information/analysis do not constitute advice and should not be relied upon in making (or refraining from making) any decision. Any reliance placed upon the information provided by Datanet is the sole responsibility and strictly at the user's risk.
9. In no event will Datanet be liable for any damages (including, without limitation, damages for loss of business projects, or loss of profits) arising in contract, tort or otherwise from the use of or inability to use any of its contents, or from any action taken (or refrained from being taken) as a result of using the analysis or any of its contents. Datanet its directors, owners, editors, officials, employees, distributor and agents or any associate will not be liable for any errors in the information contained or any consequences arising from the use of the contents of the provided information/analysis.
10. If any provision of these terms and conditions is held invalid or illegal or unenforceable for any reason by any court of competent jurisdiction, such provision shall be severed and the remainder of provisions of the terms and conditions shall continue in full force and effect as if the Term of Use had been executed with the invalid, illegal or unenforceable provision eliminated.
11. If there are any discrepancies in the information provided, please bring it to attention of Datanet for suitable rectification measures.

Buy Online This Complete Book At
Datanet India eBooks Store

www.indiastatpublications.com

or go directly at

[http://www.indiastatpublications.com/
Assembly_factbook/Rajasthan/Jaipur/Vidhyadhar_Nagar](http://www.indiastatpublications.com/Assembly_factbook/Rajasthan/Jaipur/Vidhyadhar_Nagar)

 **india**stat**elections**

ISBN : 978-93-87312-10-4



9 789387 312104