



Rajasthan

Assembly Factbook™

Jodhpur Assembly Constituency



Key Electoral Data of Jodhpur
Assembly Constituency (Vidhan Sabha)

Rajasthan

Assembly Factbook™

Jodhpur Assembly Constituency



Jodhpur Vidhan Sabha

Editor & Director

Dr. R.K. Thukral

Research Editor

Dr. Shafeeq Rahman

Compiled, Researched and Published by Datanet India Pvt. Ltd.

D-100, 1st Floor,

Okhla Industrial Area, Phase-I,
New Delhi- 110020.

Ph.: 91-11- 43580781-84

Email : support@indiastatpublications.com

Website : www.indiastatelections.com

Online Book Store :

www.indiastatpublications.com

Report No. : AFB/RJ-128-0125

ISBN : 978-93-87267-95-4

First Edition : January, 2018

Eighth Updated Edition : January, 2025

Price : Rs. 11500/-

US\$ 310

© Datanet India Pvt. Ltd.

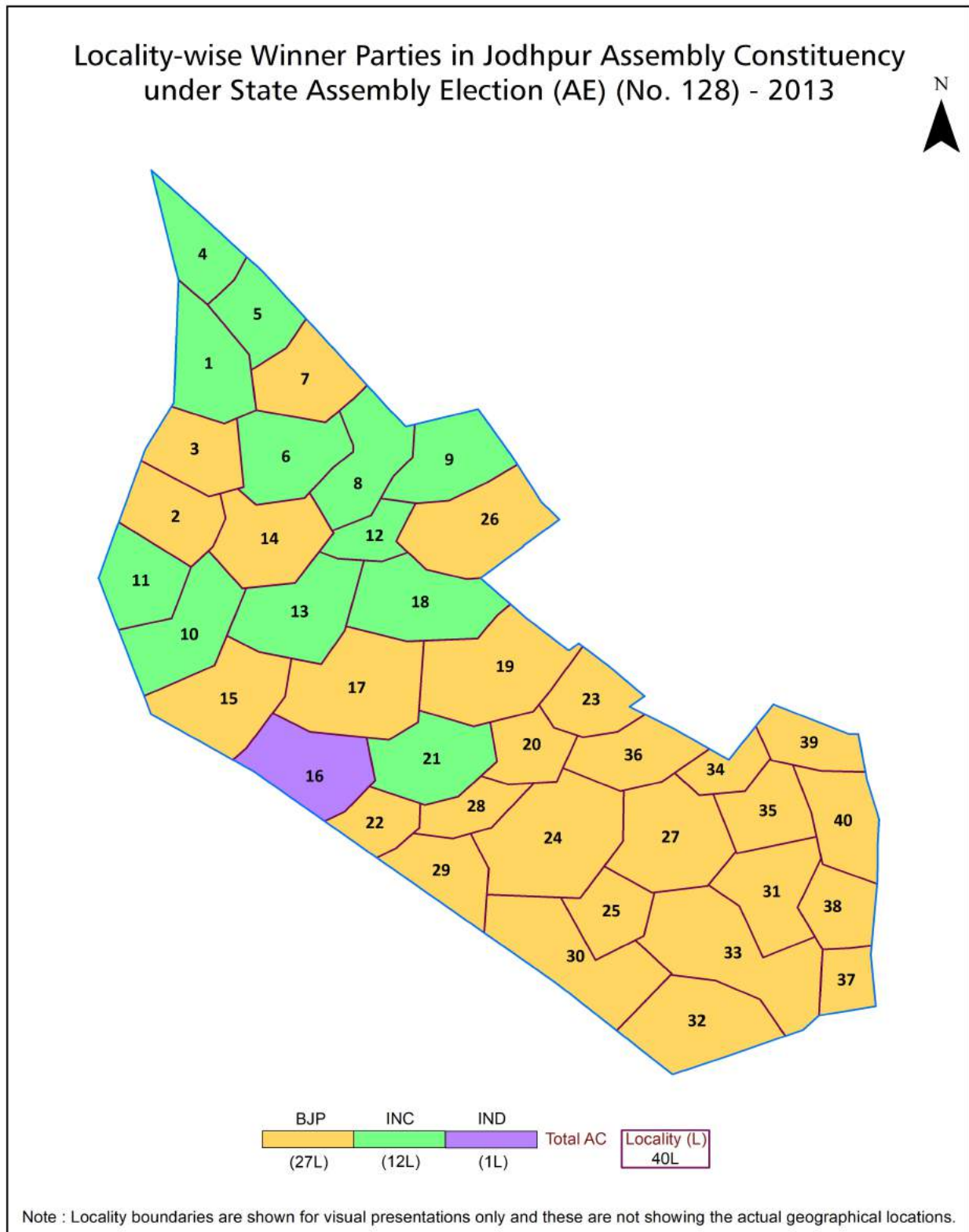
All rights reserved. No part of this book may be reproduced, stored in a retrieval system or transmitted in any form or by any means, mechanical photocopying, photographing, scanning, recording or otherwise without the prior written permission of the publisher. Please refer to Disclaimer at page no. 160 for the use of this publication.

Printed in India

Contents

No.	Particulars	Page No.
	Introduction	
1	Assembly Constituency - (Vidhan Sabha) at a Glance Features of Assembly as per Delimitation Commission of India (2008)	1-2
	Location and Political Maps	
2	Location Map Boundaries of Assembly Constituency - (Vidhan Sabha in District Boundaries of Assembly Constituency under Parliamentary Constituency - (Lok Sabha) Locality-wise Winner Parties- 2024, 2023, 2019, 2018, 2014, 2013, 2009 and 2008	3-11
	Administrative Setup (2011)	
3	District Sub-district Towns Villages Inhabited Villages Uninhabited Villages Village Panchayat Intermediate Panchayat	12-14
	Demographics (2011)	
4	Population Households Rural/Urban Population Sex Ratio (Total & 0-6 Years) Religious Population Social Population Literacy Rate	15
	Electoral Features	
5	Important Dates of Last Elections Held Electors by Gender Service Electors Voters Voters Turnout Polling Stations & Average Number of Electors per Polling Station Electors by Age Group Present Elected Representatives	16-21
	Historical Summary Election Results	
6	Vote Share of Major Parties Winning Margin (Number & Percentage Polarity of Parties Summary Result of Assembly Segment of Parliamentary Elections 2024, 2019, 2014, 2009, 2004 and 1999 Summary Result of Assembly Elections 2023, 2018, 2013, 2008, 2003, 1998, 1993, 1990, 1985, 1980, 1977, 1972 and 1967	22-42
	Polling Station Level Election Results	
7	Name and Number of Polling Station 2024, 2023, 2019, 2018, 2014, 2013, 2009 and 2008 Polling Station-wise Electors, Voters & Voters Turnout 2024, 2023, 2019, 2018, 2014, 2013, 2009 and 2008 Polling Station wise Elections Results 2024, 2023, 2019, 2018, 2014, 2013, 2009 and 2008	43-156
	Share of Assembly Constituency	
8	Share of Assembly Constituency - (Vidhan Sabha) in State, District and Parliamentary Constituency - (Lok Sabha)	157
9	Abbreviation & Sources	158-159
10	Disclaimer	160

Location & Political Map

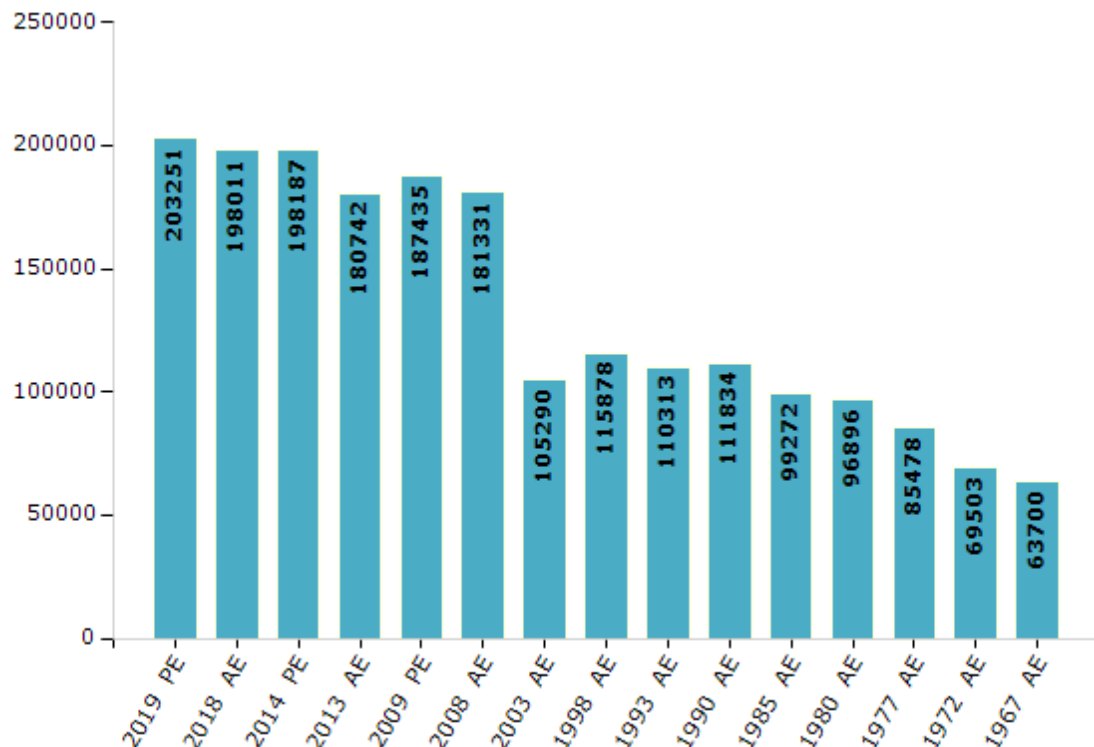


Electoral Features

Electors by Male & Female

Year	Male	Female	Others	Total	Year	Male	Female	Others	Total
2019 PE	103470	99780	1	203251	1993 AE	55369	54944	-	110313
2018 AE	101206	96804	1	198011	1990 AE	58725	53109	-	111834
2014 PE	102091	96096	0	198187	1985 AE	51928	47344	-	99272
2013 AE	93724	87018	0	180742	1980 AE	50568	46328	-	96896
2009 PE	98079	89356	-	187435	1977 AE	44821	40657	-	85478
2008 AE	95125	86206	-	181331	1972 AE	35996	33507	-	69503
2004 PE	-	-	-	-	1967 AE	-	-	-	63700
2003 AE	54090	51200	-	105290	1962 AE	-	-	-	-
1999 PE	-	-	-	-	1957 AE	-	-	-	-
1998 AE	60335	55543	-	115878	1952 AE	-	-	-	-

Number of Electors

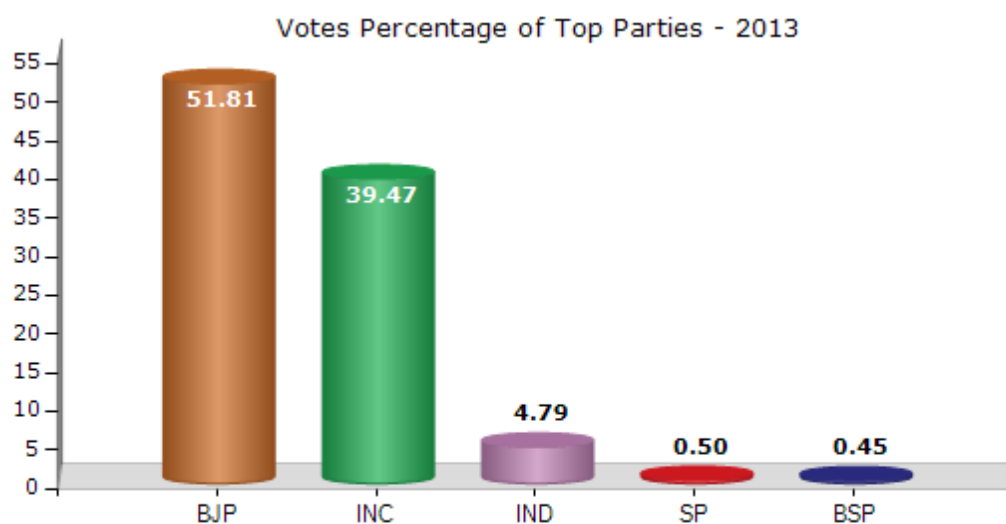


Note : AE : Assembly Election, PE : Assembly Segment of Parliamentary Election

Historical Summary Election Results

Summary Result of Assembly Election - 2013

Candidate Name	Party	Votes	Votes %
Kailash Bhanshali	BJP	60928	51.81
Suparas Bhandari	INC	46418	39.47
Anand Bhati Thakar	IND	5634	4.79
Yadav Kumar Soni	SP	585	0.5
Sher Singh	BSP	529	0.45
Rajeshwer Joshi	IND	471	0.4
Rajan Kachhawaha	JGP	351	0.3
Vijay Rav	IND	218	0.19
Mehamuda Begam Abbassi	IND	172	0.15
Toheed Ahamad Khan	IND	144	0.12
Praveen Dave	IND	92	0.08
Bhagawan Singh Choudhary	IND	91	0.08
Arvind Pareek	IND	89	0.08
	NOTA	1886	1.6



Polling Station Level Election Results

Number and Name of Polling Stations (PS) (2018)

Number of Polling Stations	Name of Polling Stations	Number of Polling Stations	Name of Polling Stations
1	Shri Mahaveer Upper Primary Girls School, Bhandawat House, Manak Chowk (Left Part)	22	Government Girls Senior Secondary School Rajmahal Gulab Sagar (Room No. 30)
2	Shri Mahaveer Upper Primary Girls School, Bhandawat House, Manak Chowk (Right Part)	23	Government Girls Senior Secondary School Rajmahal Gulab Sagar (Room No. 38)
3	Government Senior Secondary School, Mandi (Left Part Area)	24	Government Girls Senior Secondary School Rajmahal Gulab Sagar (Room No. 37)
4	Government Senior Secondary School, Mandi (Room No. 2 Left Part)	25	Government Upper Primary School, Naya Talab Maliyon Ki Bagichi (Right Part)
5	Government Girls Senior Secondary School, Hyusan Mandi (Left Part Room No. 1)	26	Government Upper Primary School, Maliyo Ki Bagechi (Left Part Front Side Room No. 1)
6	Government Girls Senior Secondary School, Hyusan Mandi (Right Part Room No. 2)	27	Government Upper Primary School Maliyo Ki Bagchi Naya Talab (Left Part Front Side Room No. 2)
7	Government Girls Senior Secondary School, Fatehpole (Right Part Room No. 2)	28	Naveen Adarsh Vidhya Mandir Ram Chowk, Jaloriya Ka Bass (Room No. 6)
8	Shri Foolchand Girls Secondary School, Singhpole, Class-1	29	Naveen Adarsh Vidhya Mandir Ram Chowk, Jaloriya Ka Bass (Room No. 7)
9	Shri Foolchand Girls Secondary School, Singhpole, Front of Main Gate, Middle Part	30	Naveen Adarsh Vidhya Mandir Ram Chowk, Jaloriya Ka Bass (Room No. 8)
10	Shri Umed Senior Secondary School, Gulab Sagar, Purana Bhawan Room No. 19	31	Naveen Adarsh Vidhya Mandir Ram Chowk, Jaloriya Ka Bass (Room No. 9)
11	Shri Umed Senior Secondary School, Gulab Sagar, Purana Bhawan Room No. 18	32	District Pool Office Ka Baramda - Merti Gate (Right Part)
12	Shri Umed Senior Secondary School, Gulab Sagar, Purana Bhawan Room No. 20	33	District Pool Office Ka Baramda, Merti Gate, Office Shade
13	Shri Umed Senior Secondary School, Gulab Sagar, Purana Bhawan Room No. 16	34	Government Girls Senior Secondary School Bamba Barkat Sahab Ki Haweli, Machhi Market (Right Side Baramada)
14	Shri Sumer Girls Upper Primary School, Raas Ki Haweli (Right Part)	35	Government Girls Senior Secondary School Bamba Barkat Sahab Ki Haweli, Machhi Market (Right Side of Baramada)
15	Shri Sumer Girls Upper Primary School, Raas Ki Haweli (Left Part)	36	Government Girls Senior Secondary School Bamba Barkat Sahab Ki Haweli, Front Side of Machhi Market (Left Side of Baramada)
16	Madarasa Rafikul Aawam Senior Secondary School (Right Side Hall)	37	Government Girls Senior Secondary School Bamba Barkat Sahab Ki Haweli, Front Side of Machhi Market (Right Side of Baramada)
17	Government Senior Secondary School, Sarrafa Bazar (Right Side Room No.1)	38	Nagaori Teliyan Primary School, Teliyan Ka Madarsa Bamba Mohalla, Near Main Gate (Room No. 1)
18	Government Senior Secondary School, Mahila Bag (Room No. 2)	39	Nagaori Teliyan Primary School, Teliyan Ka Madarsa Bamba Mohalla, (Front Side Hall)
19	Government Senior Secondary School, Mahila Bag (Room No. 3)	40	Rangrejo Ka Nayati Nohara, Ghas Mandi (Lower Hall Right Part)
20	Government Senior Secondary School Mahila Bag (Room No. 8)	41	Rangrejo Ka Nayati Nohara, Ghas Mandi (Central Hall West Part) - 41
21	Government Girls Senior Secondary School Rajmahal Gulab Sagar (Room No. 29)	42	Khatriyon Ka Nohara Jawarkhana (Right Part)

Contd....

Polling Station Level Election Results

Polling Station-wise Votes Secured by Overall Top Five Parties in Jodhpur Assembly in Assembly Election (AE) under Jodhpur Parliamentary Constituency in Rajasthan (2018)

Number of Polling Station	Winner - Manisha Panwar (INC)	Runner-up - Atul Bhansali (BJP)	3rd - Ravindra Singh Ranawat (IND)	4th - Anil Panwar (IND)	5th - Anil Acharya (ARJP)	NOTA	Other	Total Votes Secured
36	801	77	2	1	4	3	11	899
37	572	253	4	0	3	2	19	853
38	923	37	3	0	5	0	9	977
39	859	39	1	0	2	2	3	906
40	443	197	5	0	2	3	12	662
41	379	195	2	1	3	1	6	587
42	383	259	2	0	2	7	9	662
43	419	193	5	3	1	5	3	629
44	655	211	4	1	0	7	5	883
45	276	392	6	2	1	6	6	689
46	231	297	0	1	1	7	6	543
47	771	106	1	1	3	0	3	885
48	610	129	3	0	1	1	16	760
49	426	304	4	1	1	7	1	744
50	429	357	6	1	0	3	4	800
51	208	328	0	0	1	6	5	548
52	444	240	5	1	0	7	16	713
53	152	395	0	1	0	4	9	561
54	493	274	4	1	1	3	10	786
55	221	392	1	0	1	9	3	627
56	232	580	1	0	3	14	12	842
57	249	520	2	0	4	15	9	799
58	202	541	0	5	4	4	6	762
59	152	503	2	1	4	12	10	684
60	278	488	0	14	2	7	9	798
61	339	411	0	13	3	5	12	783
62	171	509	1	47	2	5	9	744
63	514	18	6	0	1	3	6	548
64	463	117	5	1	2	3	5	596
65	562	272	8	2	4	5	12	865
66	868	11	11	1	7	3	6	907
67	206	394	0	12	0	9	6	627
68	209	574	0	11	3	10	6	813
69	235	503	3	6	1	7	11	766
70	333	489	11	4	3	19	10	869

Contd....

Polling Station Level Election Results

Winner, Runner-up and 3rd Party Position & Winning Margin According to Polling Stations in Jodhpur Assembly in Assembly Election (AE) under Jodhpur Parliamentary Constituency in Rajasthan (2018)

Polling Station Number	Winner Party	Winner Votes (%)	Runner-up Party	Runner-up Votes (%)	Winning Margin Votes (%)	Third Party	Third Party Votes (%)	Other Votes (%)
71	INC	378 (49.74)	BJP	364 (47.89)	14 (1.85)	IND (RSR)	6 (0.79)	12 (1.58)
72	INC	714 (92.97)	BJP	39 (5.08)	675 (87.89)	IND (RSR)	5 (0.65)	10 (1.3)
73	INC	647 (87.91)	BJP	71 (9.65)	576 (78.26)	IND (RSR)	5 (0.68)	13 (1.77)
74	INC	464 (65.82)	BJP	225 (31.91)	239 (33.91)	IND (RSR)	5 (0.71)	11 (1.56)
75	BJP	485 (62.26)	INC	268 (34.4)	217 (27.86)	IND (VR)	4 (0.51)	22 (2.82)
76	BJP	487 (78.68)	INC	119 (19.22)	368 (59.46)	IND (AP)	2 (0.32)	11 (1.78)
77	INC	502 (54.57)	BJP	386 (41.96)	116 (12.61)	IND (RSR)	7 (0.76)	25 (2.72)
78	BJP	395 (53.09)	INC	330 (44.35)	65 (8.74)	IND (AP)	3 (0.4)	16 (2.15)
79	INC	346 (49.36)	BJP	344 (49.07)	2 (0.29)	IND (VR)	3 (0.43)	8 (1.14)
80	BJP	460 (69.7)	INC	185 (28.03)	275 (41.67)	IND (AP)	4 (0.61)	11 (1.67)
81	BJP	281 (60.17)	INC	160 (34.26)	121 (25.91)	IND (RSR)	9 (1.93)	17 (3.64)
82	INC	666 (68.52)	BJP	183 (18.83)	483 (49.69)	DKD	89 (9.16)	34 (3.5)
83	BJP	442 (56.74)	INC	242 (31.07)	200 (25.67)	IND (RSR)	68 (8.73)	27 (3.47)
84	BJP	262 (53.8)	INC	206 (42.3)	56 (11.5)	IND (RSR)	5 (1.03)	14 (2.87)
85	BJP	468 (56.73)	INC	295 (35.76)	173 (20.97)	IND (RSR)	45 (5.45)	17 (2.06)
86	BJP	260 (55.91)	INC	178 (38.28)	82 (17.63)	IND (RSR)	14 (3.01)	13 (2.8)
87	BJP	338 (57)	INC	212 (35.75)	126 (21.25)	IND (RSR)	11 (1.85)	32 (5.4)
88	BJP	298 (48.06)	INC	287 (46.29)	11 (1.77)	IND (RSR)	18 (2.9)	17 (2.74)
89	INC	474 (60.54)	BJP	283 (36.14)	191 (24.4)	IND (RSR)	11 (1.4)	15 (1.92)
90	INC	265 (69.01)	BJP	108 (28.13)	157 (40.88)	IND (RSR)	5 (1.3)	6 (1.56)
91	INC	306 (49.35)	BJP	290 (46.77)	16 (2.58)	IND (RSR)	8 (1.29)	16 (2.58)
92	BJP	424 (54.08)	INC	343 (43.75)	81 (10.33)	IND (RSR)	6 (0.77)	11 (1.4)
93	BJP	280 (51.38)	INC	234 (42.94)	46 (8.44)	IND (L)	17 (3.12)	14 (2.57)
94	INC	442 (54.1)	BJP	355 (43.45)	87 (10.65)	IND (RSR)	3 (0.37)	17 (2.08)
95	INC	466 (54.38)	BJP	372 (43.41)	94 (10.97)	BSP	5 (0.58)	14 (1.63)
96	INC	475 (59.08)	BJP	313 (38.93)	162 (20.15)	ARJP	3 (0.37)	13 (1.62)
97	BJP	439 (57.01)	INC	302 (39.22)	137 (17.79)	IND (RSR)	5 (0.65)	24 (3.12)
98	BJP	248 (50.72)	INC	216 (44.17)	32 (6.55)	IND (RSR)	4 (0.82)	21 (4.29)
99	INC	661 (96.64)	BJP	12 (1.75)	649 (94.89)	IND (RSR)	3 (0.44)	8 (1.17)
100	BJP	543 (55.46)	INC	411 (41.98)	132 (13.48)	IND (AP)	6 (0.61)	19 (1.94)
101	BJP	391 (61.19)	INC	237 (37.09)	154 (24.1)	BVHP	4 (0.63)	7 (1.1)
102	BJP	424 (66.25)	INC	188 (29.38)	236 (36.87)	BVHP	15 (2.34)	13 (2.03)
103	BJP	442 (61.39)	INC	249 (34.58)	193 (26.81)	ARJP	4 (0.56)	25 (3.47)
104	BJP	372 (66.79)	INC	158 (28.37)	214 (38.42)	SHS	5 (0.9)	22 (3.95)
105	BJP	388 (61.01)	INC	225 (35.38)	163 (25.63)	AAP	7 (1.1)	16 (2.52)

Contd....

DISCLAIMER

The Terms of Use and Disclaimer of Datanet India Private Limited (hereinafter referred to as "Datanet") for use of this analysis report of **Jodhpur Assembly Constituency (Jodhpur Vidhan Sabha)** :-

1. **Assembly Factbook™** is a Registered Trade Mark owned by Datanet.
2. All the maps are sketched and graphical representation only and have not been drawn to the scale and also not to represent the actual geographical area or boundary of the unit.
3. The data for the aforesaid analysis is based on authentic sources and has been culled from the various publications of Census, CSO and NSSO for district and block level data, various central and state government departments, Central & State Elections Commissions and the concerned Returning Officers' releases, Electoral Rolls, Election results and allied publications, internal assessment, surveys, estimates and analysis. Therefore, certain adjustment of data at micro level may have been done to arrive closer to the macro data.
4. Data have been provided on an "As Is" and "As AVAILABLE" basis
5. The colours shown in the maps or diagram and charts of a particular party, alliance or AC are indicative and do not represent them.
6. This publication which includes maps, sheets, graphs and data would be the property under copyright of Datanet only. The user may use these for its internal study, analysis and research purposes. It's public display, re-selling or any commercial uses by the user are not allowed.
7. Datanet has taken due care and caution in compilation and processing of data and allied information, but does not guarantee the accuracy, adequacy or completeness of any information/analysis and will be not responsible for any errors or omissions or for the results obtained from the use of such information/analysis.
8. All the contents for the publication have been culled from various authentic sources and Datanet reasonably believes such sources to be reliable, but does not make any representations, express or implied as to the accuracy or fitness of use of such information. The information or contents of the information/analysis do not constitute advice and should not be relied upon in making (or refraining from making) any decision. Any reliance placed upon the information provided by Datanet is the sole responsibility and strictly at the user's risk.
9. In no event will Datanet be liable for any damages (including, without limitation, damages for loss of business projects, or loss of profits) arising in contract, tort or otherwise from the use of or inability to use any of its contents, or from any action taken (or refrained from being taken) as a result of using the analysis or any of its contents. Datanet its directors, owners, editors, officials, employees, distributor and agents or any associate will not be liable for any errors in the information contained or any consequences arising from the use of the contents of the provided information/analysis.
10. If any provision of these terms and conditions is held invalid or illegal or unenforceable for any reason by any court of competent jurisdiction, such provision shall be severed and the remainder of provisions of the terms and conditions shall continue in full force and effect as if the Term of Use had been executed with the invalid, illegal or unenforceable provision eliminated.
11. If there are any discrepancies in the information provided, please bring it to attention of Datanet for suitable rectification measures.

Buy Online This Complete Book At
Indiastat Publication Book Store

www.indiastatpublications.com

or go directly at

[http://www.indiastatpublications.com/
Assembly_factbook/Rajasthan/Jodhpur/ Jodhpur](http://www.indiastatpublications.com/Assembly_factbook/Rajasthan/Jodhpur/Jodhpur)

 **indiastat**elections

ISBN : 978-93-87267-95-4



9 789387 267954