



Rajasthan

Assembly Factbook™

Sardarpura Assembly Constituency



Key Electoral Data of Sardarpura
Assembly Constituency (Vidhan Sabha)

Rajasthan

Assembly Factbook™

Sardarpura Assembly Constituency



Sardarpura Vidhan Sabha

Editor & Director

Dr. R.K. Thukral

Research Editor

Dr. Shafeeq Rahman

Compiled, Researched and Published by Datanet India Pvt. Ltd.

D-100, 1st Floor,

Okhla Industrial Area, Phase-I,
New Delhi- 110020.

Ph.: 91-11- 43580781-84

Email : support@indiastatpublications.com

Website : www.indiastatelections.com

Online Book Store :

www.indiastatpublications.com

Report No. : AFB/RJ-127-0125

ISBN : 978-93-87293-84-7

First Edition : January, 2018

Eighth Updated Edition : January, 2025

Price : Rs. 11500/-

US\$ 310

© Datanet India Pvt. Ltd.

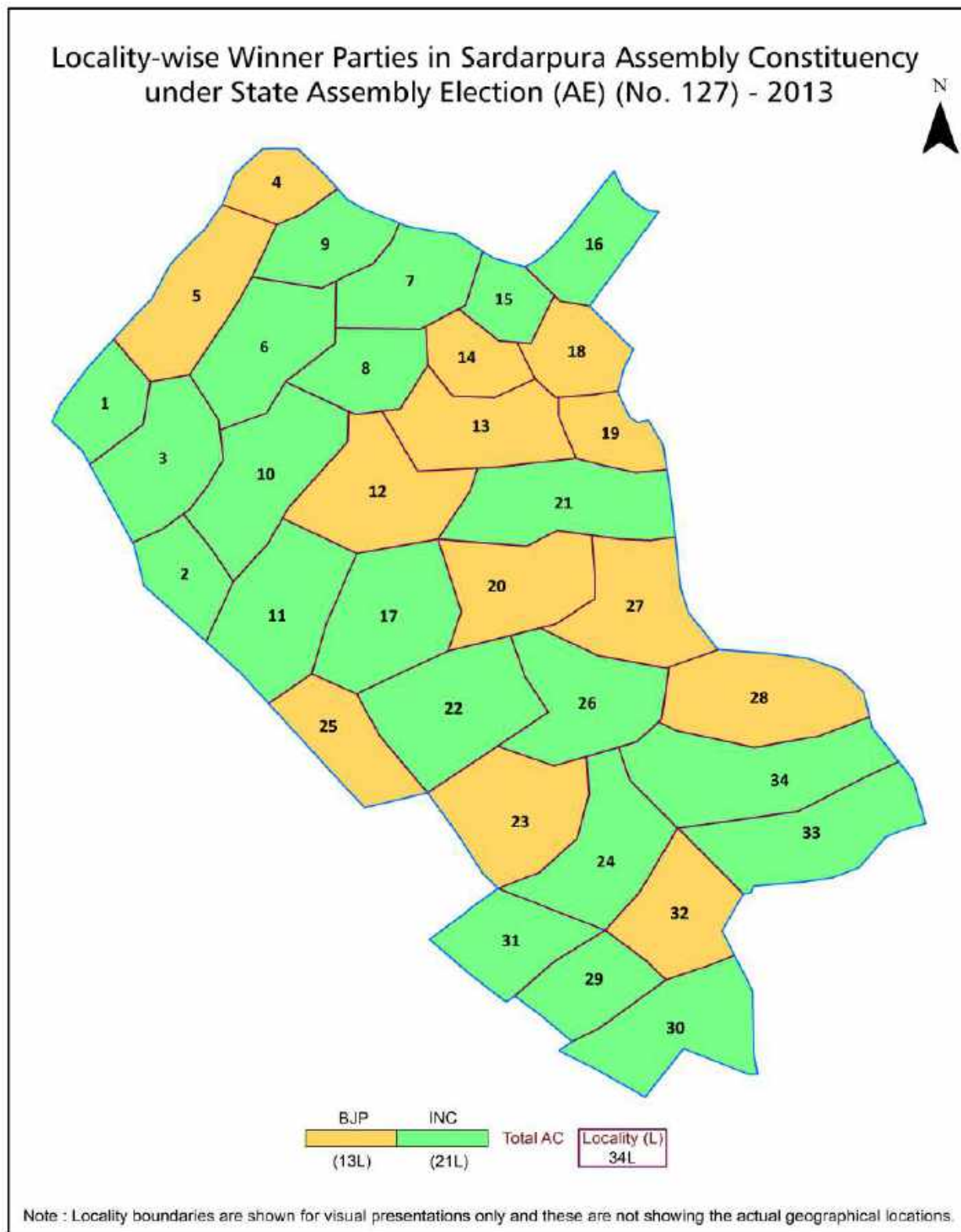
All rights reserved. No part of this book may be reproduced, stored in a retrieval system or transmitted in any form or by any means, mechanical photocopying, photographing, scanning, recording or otherwise without the prior written permission of the publisher. Please refer to Disclaimer at page no. 168 for the use of this publication.

Printed in India

Contents

No.	Particulars	Page No.
	Introduction	
1	Assembly Constituency - (Vidhan Sabha) at a Glance Features of Assembly as per Delimitation Commission of India (2008)	1-2
	Location and Political Maps	
2	Location Map Boundaries of Assembly Constituency - (Vidhan Sabha in District Boundaries of Assembly Constituency under Parliamentary Constituency - (Lok Sabha) Locality-wise Winner Parties- 2024, 2023, 2019, 2018, 2014, 2013, 2009 and 2008	3-11
	Administrative Setup (2011)	
3	District Sub-district Towns Villages Inhabited Villages Uninhabited Villages Village Panchayat Intermediate Panchayat	12-14
	Demographics (2011)	
4	Population Households Rural/Urban Population Sex Ratio (Total & 0-6 Years) Religious Population Social Population Literacy Rate	15
	Electoral Features	
5	Important Dates of Last Elections Held Electors by Gender Service Electors Voters Voters Turnout Polling Stations & Average Number of Electors per Polling Station Electors by Age Group Present Elected Representatives	16-21
	Historical Summary Election Results	
6	Vote Share of Major Parties Winning Margin (Number & Percentage Polarity of Parties Summary Result of Assembly Segment of Parliamentary Elections 2024, 2019, 2014, 2009, 2004 and 1999 Summary Result of Assembly Elections 2023, 2018, 2013, 2008, 2003, 1998, 1993, 1990, 1985, 1980, 1977, 1972 and 1967	22-43
	Polling Station Level Election Results	
7	Name and Number of Polling Station 2024, 2023, 2019, 2018, 2014, 2013, 2009 and 2008 Polling Station-wise Electors, Voters & Voters Turnout 2024, 2023, 2019, 2018, 2014, 2013, 2009 and 2008 Polling Station wise Elections Results 2024, 2023, 2019, 2018, 2014, 2013, 2009 and 2008	44-164
	Share of Assembly Constituency	
8	Share of Assembly Constituency - (Vidhan Sabha) in State, District and Parliamentary Constituency - (Lok Sabha)	165
9	Abbreviation & Sources	166-167
10	Disclaimer	168

Location & Political Map

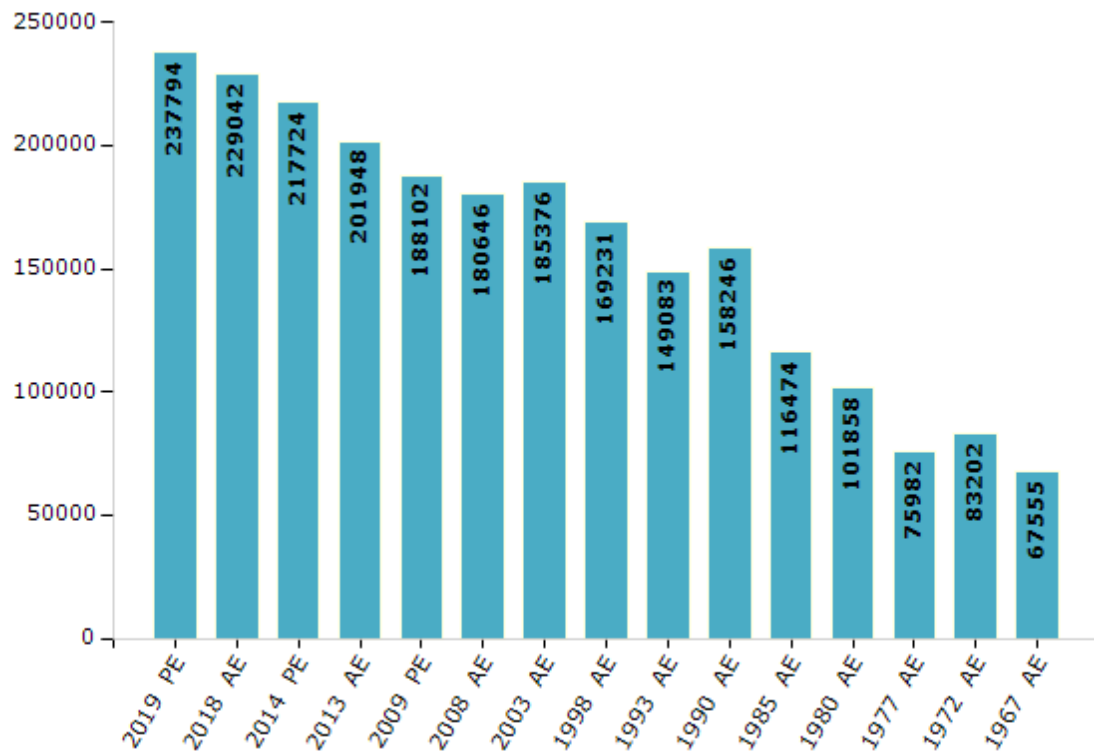


Electoral Features

Electors by Male & Female

Year	Male	Female	Others	Total	Year	Male	Female	Others	Total
2019 PE	122426	115364	4	237794	1993 AE	82317	66766	-	149083
2018 AE	118206	110835	1	229042	1990 AE	86878	71368	-	158246
2014 PE	113475	104249	0	217724	1985 AE	62654	53820	-	116474
2013 AE	105478	96468	2	201948	1980 AE	54618	47240	-	101858
2009 PE	100207	87895	-	188102	1977 AE	40876	35106	-	75982
2008 AE	96151	84495	-	180646	1972 AE	43766	39436	-	83202
2004 PE	-	-	-	-	1967 AE	-	-	-	67555
2003 AE	97201	88175	-	185376	1962 AE	-	-	-	-
1999 PE	-	-	-	-	1957 AE	-	-	-	-
1998 AE	91295	77936	-	169231	1952 AE	-	-	-	-

Number of Electors

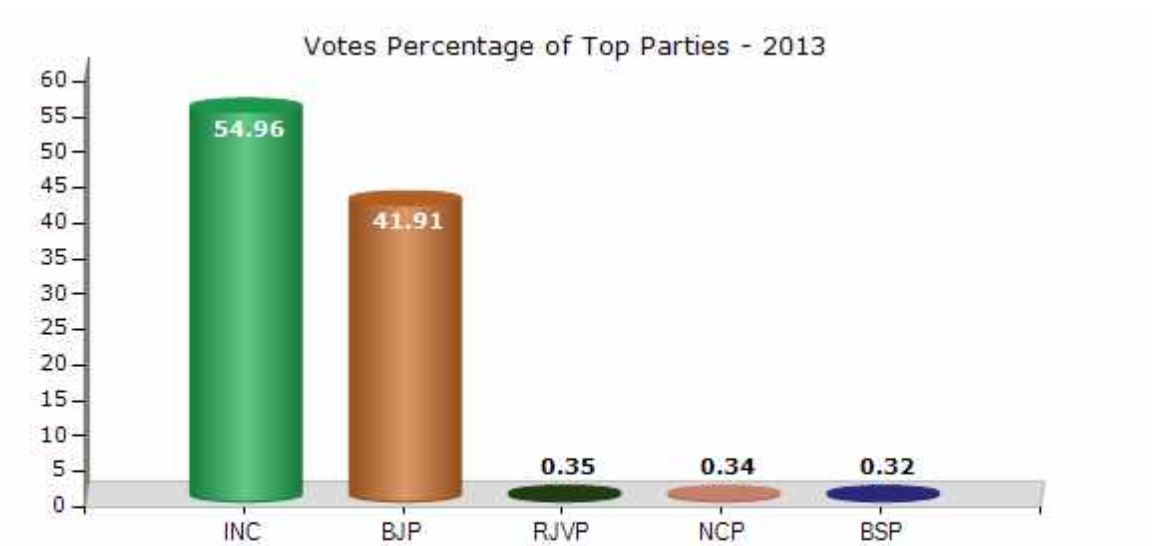


Note : AE : Assembly Election, PE : Assembly Segment of Parliamentary Election

Historical Summary Election Results

Summary Result of Assembly Election - 2013

Candidate Name	Party	Votes	Votes %
Ashok Gehlot	INC	77835	54.96
Sambhu Singh Khetasar	BJP	59357	41.91
Ganpat	RJVP	502	0.35
Prakash Joshi	NCP	480	0.34
Pradeep Singh	BSP	453	0.32
Shrawan Ram Sen	JGP	332	0.23
Ram Dayal Jakhar	IND	226	0.16
Danveer Singh Bhati	IND	210	0.15
Om Prakash Bhati (Meghwal)	IND	198	0.14
Balveer Singh Gehlot	IND	130	0.09
Jahid Hasan	IND	124	0.09
	NOTA	1779	1.26



Polling Station Level Election Results

Number and Name of Polling Stations (PS) (2018)

Number of Polling Stations	Name of Polling Stations	Number of Polling Stations	Name of Polling Stations
1	Rajkiya Madhyamik Vidhyalaya Bhatiya Nadi Jodhpur (Bayan Bhag)	22	Rajkiya Madhyamik Vidhyalaya, Chainpura Jodhpur (Hall)
2	Rajkiya Madhyamik Vidhyalaya Bhatiya Nadi Jodhpur (Dayan Bhag)	23	Atirikt Mukhya Abhiyanta Sinchai Vibhag Lal Sagar Jodhpur (GTI kaksh Danyan Bhag)
3	Rajkiya Balika Uchh Madhyamik Vidhyalaya Kisan Kanya Nagouri Bera Jodhpur (Kamra No. 10)	24	Adhikshan Abhiyanta Sinchai Vibhag Lal Sagar Jodhpur (TA Kaksh)
4	Rajkiya Balika Uchh Madhyamik Vidhyalaya Kisan Kanya Nagouri Bera Jodhpur (Kamra No. 12)	25	Adhikshan Abhiyanta Sinchai Vibhag Lal Sagar Jodhpur (Madhya Bhag)
5	Rajkiya Balika Uchh Madhyamik Vidhyalaya Kisan Kanya Nagouri Bera Jodhpur (Kamra No. 8)	26	Shivram Nathuji Tak Rajkiya Madhyamik Vidhyalaya Punjala Jodhpur (Kamra No.10)
6	Rajkiya Madhyamik Vidhyalaya Phool Bagh Mandore Jodhpur (Dayan Bhag)	27	Shivram Nathuji Tak Rajkiya Madhyamik Vidhyalaya Punjala Jodhpur (Kamra No.11)
7	Rajkiya Madhyamik Vidhyalaya Phool Bagh Mandore Jodhpur (Bayan Bhag)	28	Shri Sainik Kshtriya Rajkiya Balika Madhyamik Vidhyalaya Mata Ka Than Jodhpur (Danyan Bhag)
8	Rajkiya Madhyamik Vidhyalaya Mandore No. 2 Mayali Mandawata Mandore Jodhpur (Danyan Bhag)	29	Shri Sainik Kshtriya Rajkiya Balika Madhyamik Vidhyalaya Mata Ka Than Jodhpur (Kamra No. 7)
9	Rajkiya Madhyamik Vidhyalaya Mandore No. 2 Mayali Mandawata Mandore Jodhpur (Bayan Bhag)	30	Shri Sainik Kshtriya Rajkiya Balika Madhyamik Vidhyalaya Mata Ka Than Jodhpur (Banyan Bhag)
10	Rajkiya Madhyamik Vidhyalaya Mandore No. 1 Seth Sohan Lal Sanghi Bhawan Mandore Jodhpur (Danyan Bhag)	31	Shri Sainik Kshtriya Rajkiya Balika Madhyamik Vidhyalaya Mata Ka Than Jodhpur (Madhya Bhag)
11	Rajkiya Madhyamik Vidhyalaya Mandore No. 1 Seth Sohan Lal Sanghi Bhawan Mandore Jodhpur (Banyan Bhag)	31A	Shri Sainik Kshtriya Rajkiya Balika Madhyamik Vidhyalaya Mata Ka Than Jodhpur (Kamra No. 3)
12	Rajkiya Madhyamik Vidhyalaya Mandore No. 1 Seth Sohan Lal Sanghi Bhawan Mandore Jodhpur (Madhya Bhag)	32	Shiv Public Senior Secondary Vidhyalaya Kirti Nagar Jodhpur
13	Rajkiya Madhyamik Vidhyalaya Balsamand Mandore Jodhpur (Madhya Bhag)	33	Varun Vidhya Niketan Madhyamik Vidhyalaya Kirti Nagar D-Sector Jodhpur (Kaksha Tiritiya Kaksh)
14	Rajkiya Madhyamik Vidhyalaya Balsamand Mandore Jodhpur (Kamra No. 4)	34	Varun Vidhya Niketan Madhyamik Vidhyalaya Kirti Nagar D-Sector Jodhpur (Danyan Bhag)
15	Rajkiya Madhyamik Vidhyalaya Balsamand Mandore Jodhpur (Banyan Bhag)	35	Varun Vidhya Niketan Madhyamik Vidhyalaya Kirti Nagar D-Sector Jodhpur (Madhya Bhag)
16	Rajkiya Madhyamik Vidhyalaya Balsamand Mandore Jodhpur (Danyan Bhag)	36	Rajkiya Uchh Prathmik Vidhyalaya Thakkar Bappa Jodhpur (Danyan Bhag)
17	Karyalay Vikas Adhikari Panchayat Samiti Mandore Jodhpur (Danyan Bhag)	37	Rajkiya Uchh Prathmik Vidhyalaya Thakkar Bappa Jodhpur (Banyan Bhag)
18	Karyalay Vikas Adhikari Panchayat Samiti Mandore Jodhpur (Bhanyan Bhag)	38	Rajkiya Balika Uchh Madhyamik Vidhyalaya Punjala Jodhpur (Danyan Bhag)
19	Karyalay Vikas Adhikari Panchayat Samiti Mandore Jodhpur (Madhya Bhag)	39	Rajkiya Balika Uchh Madhyamik Vidhyalaya Punjala Jodhpur (Kamra No. 7)
20	Karyalay Block Shiksha Adhikari Mandore Jodhpur (Cashier kaksh)	40	Rajkiya Balika Uchh Madhyamik Vidhyalaya Punjala Jodhpur (Banyan Bhag)
21	Rajkiya Madhyamik Vidhyalaya, Chainpura Jodhpur (Danyan Bhag)	41	Rajkiya Balika Uchh Madhyamik Vidhyalaya Punjala Jodhpur (Pradhanacharya Ke Pass wala Kaksh)

Contd....

Polling Station Level Election Results

Polling Station-wise Votes Secured by Overall Top Five Parties in Sardarpura Assembly in Assembly Election (AE) under Jodhpur Parliamentary Constituency in Rajasthan (2018)

Number of Polling Station	Winner - Ashok Gehlot (INC)	Runner-up - Shambhu Singh Khetasar (BJP)	3rd - Shyam Lal (BSP)	4th - Shahnaj Bano (IND)	5th - Shembhu Ram (IND)	NOTA	Other	Total Votes Secured
35	316	146	2	1	3	3	7	478
36	416	395	5	4	4	4	17	845
37	383	395	5	1	2	1	9	796
38	667	141	48	9	8	4	22	899
39	418	174	3	0	1	1	7	604
40	269	195	4	3	8	4	4	487
41	402	176	4	5	2	6	7	602
42	474	248	15	8	3	4	6	758
43	934	99	0	4	5	4	2	1048
44	633	126	0	2	3	1	2	767
45	658	172	0	3	4	0	14	851
46	538	93	1	5	6	2	4	649
47	452	169	11	7	3	6	4	652
48	750	99	1	3	7	5	5	870
49	259	427	19	4	2	2	8	721
50	383	268	3	2	3	3	7	669
51	182	245	3	3	0	3	7	443
52	110	235	4	2	2	1	4	358
53	258	463	3	2	3	2	7	738
54	233	293	7	0	3	3	15	554
55	281	320	2	3	0	0	1	607
56	602	161	113	7	0	2	10	895
57	676	107	134	6	5	3	12	943
58	286	325	3	2	0	5	8	629
59	372	136	16	2	3	4	5	538
60	372	468	2	2	2	1	6	853
61	284	395	1	1	0	5	8	694
62	345	361	3	3	0	1	7	720
63	678	63	117	13	4	4	9	888
64	380	351	1	0	0	3	8	743
65	424	346	3	4	1	5	20	803
66	294	354	1	4	2	5	6	666
67	457	410	0	3	1	6	3	880
68	216	304	0	0	0	3	5	528
69	209	259	0	3	0	3	1	475

Contd....

Polling Station Level Election Results

Winner, Runner-up and 3rd Party Position & Winning Margin According to Polling Stations in Sardarpura Assembly in Assembly Election (AE) under Jodhpur Parliamentary Constituency in Rajasthan (2018)

Polling Station Number	Winner Party	Winner Votes (%)	Runner-up Party	Runner-up Votes (%)	Winning Margin Votes (%)	Third Party	Third Party Votes (%)	Other Votes (%)
70	INC	372 (54.71)	BJP	284 (41.76)	88 (12.95)	BSP	9 (1.32)	15 (2.21)
71	INC	552 (69)	BJP	225 (28.13)	327 (40.87)	IND (B)	10 (1.25)	13 (1.63)
72	BJP	305 (56.17)	INC	220 (40.52)	85 (15.65)	AAP	6 (1.1)	12 (2.21)
73	BJP	269 (49.72)	INC	255 (47.13)	14 (2.59)	IND (SB)	3 (0.55)	14 (2.59)
74	INC	800 (83.86)	BJP	129 (13.52)	671 (70.34)	IND (SB)	7 (0.73)	18 (1.89)
75	INC	802 (82.85)	BJP	134 (13.84)	668 (69.01)	IND (SB)	12 (1.24)	20 (2.07)
76	INC	336 (64.24)	BJP	170 (32.5)	166 (31.74)	BSP	6 (1.15)	11 (2.1)
77	INC	412 (87.47)	BJP	33 (7.01)	379 (80.46)	IND (SB)	10 (2.12)	16 (3.4)
78	INC	454 (70.83)	BJP	167 (26.05)	287 (44.78)	BSP	9 (1.4)	11 (1.72)
79	INC	769 (84.41)	BJP	113 (12.4)	656 (72.01)	IND (SB)	11 (1.21)	18 (1.98)
80	INC	369 (52.49)	BJP	303 (43.1)	66 (9.39)	BSP	6 (0.85)	25 (3.56)
81	INC	563 (64.71)	BJP	288 (33.1)	275 (31.61)	BSP	4 (0.46)	15 (1.72)
82	INC	523 (64.97)	BJP	256 (31.8)	267 (33.17)	IND (SR)	5 (0.62)	21 (2.61)
83	INC	812 (84.67)	BJP	110 (11.47)	702 (73.2)	IND (KS)	15 (1.56)	22 (2.29)
84	INC	405 (55.1)	BJP	311 (42.31)	94 (12.79)	IND (SB)	4 (0.54)	15 (2.04)
85	INC	291 (68.96)	BJP	127 (30.09)	164 (38.87)	IND (SB)	1 (0.24)	3 (0.71)
86	BJP	198 (49.87)	INC	193 (48.61)	5 (1.26)	AAP	3 (0.76)	3 (0.76)
87	INC	437 (70.14)	BJP	173 (27.77)	264 (42.37)	IND (SB)	3 (0.48)	10 (1.61)
88	BJP	374 (55.41)	INC	287 (42.52)	87 (12.89)	IND (SB)	4 (0.59)	10 (1.48)
89	INC	570 (76.2)	BJP	135 (18.05)	435 (58.15)	IND (SB)	12 (1.6)	31 (4.14)
90	INC	764 (91.94)	IND (SB)	39 (4.69)	725 (87.25)	BJP	9 (1.08)	19 (2.29)
91	INC	481 (57.88)	BJP	326 (39.23)	155 (18.65)	IND (SB)	8 (0.96)	16 (1.93)
92	INC	804 (88.25)	BJP	58 (6.37)	746 (81.88)	IND (SR)	17 (1.87)	32 (3.51)
93	INC	668 (72.45)	BJP	224 (24.3)	444 (48.15)	IND (SB)	12 (1.3)	18 (1.95)
94	INC	413 (56.73)	BJP	300 (41.21)	113 (15.52)	IND (SB)	3 (0.41)	12 (1.65)
95	INC	538 (64.98)	BJP	260 (31.4)	278 (33.58)	IND (SB)	9 (1.09)	21 (2.54)
96	INC	589 (65.74)	BJP	242 (27.01)	347 (38.73)	IND (SB)	22 (2.46)	43 (4.8)
97	INC	386 (64.23)	BJP	196 (32.61)	190 (31.62)	IND (SB)	4 (0.67)	15 (2.5)
98	INC	568 (59.66)	BJP	373 (39.18)	195 (20.48)	IND (SR)	2 (0.21)	9 (0.95)
99	INC	539 (74.55)	BJP	177 (24.48)	362 (50.07)	IND (SR)	3 (0.41)	4 (0.55)
100	INC	409 (60.95)	BJP	238 (35.47)	171 (25.48)	BSP	8 (1.19)	16 (2.38)
101	BJP	327 (51.17)	INC	287 (44.91)	40 (6.26)	BVHP	7 (1.1)	18 (2.82)
102	INC	492 (60.37)	BJP	301 (36.93)	191 (23.44)	BSP	5 (0.61)	17 (2.09)
103	INC	518 (61.96)	BJP	303 (36.24)	215 (25.72)	BSP	4 (0.48)	11 (1.32)
104	INC	523 (60.18)	BJP	324 (37.28)	199 (22.9)	BSP	3 (0.35)	19 (2.19)

Contd....

DISCLAIMER

The Terms of Use and Disclaimer of Datanet India Private Limited (hereinafter referred to as "Datanet") for use of this analysis report of **Sardarpura Assembly Constituency (Sardarpura Vidhan Sabha)** :-

1. **Assembly Factbook™** is a Registered Trade Mark owned by Datanet.
2. All the maps are sketched and graphical representation only and have not been drawn to the scale and also not to represent the actual geographical area or boundary of the unit.
3. The data for the aforesaid analysis is based on authentic sources and has been culled from the various publications of Census, CSO and NSSO for district and block level data, various central and state government departments, Central & State Elections Commissions and the concerned Returning Officers' releases, Electoral Rolls, Election results and allied publications, internal assessment, surveys, estimates and analysis. Therefore, certain adjustment of data at micro level may have been done to arrive closer to the macro data.
4. Data have been provided on an "As Is" and "As AVAILABLE" basis
5. The colours shown in the maps or diagram and charts of a particular party, alliance or AC are indicative and do not represent them.
6. This publication which includes maps, sheets, graphs and data would be the property under copyright of Datanet only. The user may use these for its internal study, analysis and research purposes. It's public display, re-selling or any commercial uses by the user are not allowed.
7. Datanet has taken due care and caution in compilation and processing of data and allied information, but does not guarantee the accuracy, adequacy or completeness of any information/analysis and will be not responsible for any errors or omissions or for the results obtained from the use of such information/analysis.
8. All the contents for the publication have been culled from various authentic sources and Datanet reasonably believes such sources to be reliable, but does not make any representations, express or implied as to the accuracy or fitness of use of such information. The information or contents of the information/analysis do not constitute advice and should not be relied upon in making (or refraining from making) any decision. Any reliance placed upon the information provided by Datanet is the sole responsibility and strictly at the user's risk.
9. In no event will Datanet be liable for any damages (including, without limitation, damages for loss of business projects, or loss of profits) arising in contract, tort or otherwise from the use of or inability to use any of its contents, or from any action taken (or refrained from being taken) as a result of using the analysis or any of its contents. Datanet its directors, owners, editors, officials, employees, distributor and agents or any associate will not be liable for any errors in the information contained or any consequences arising from the use of the contents of the provided information/analysis.
10. If any provision of these terms and conditions is held invalid or illegal or unenforceable for any reason by any court of competent jurisdiction, such provision shall be severed and the remainder of provisions of the terms and conditions shall continue in full force and effect as if the Term of Use had been executed with the invalid, illegal or unenforceable provision eliminated.
11. If there are any discrepancies in the information provided, please bring it to attention of Datanet for suitable rectification measures.

Buy Online This Complete Book At
Datanet India eBooks Store

[**www.indiastatpublications.com**](http://www.indiastatpublications.com)

or go directly at

[**http://www.indiastatpublications.com/
Assembly_factbook/Rajasthan/Jodhpur/ Sardarpura**](http://www.indiastatpublications.com/Assembly_factbook/Rajasthan/Jodhpur/Sardarpura)

 **indiastat**elections

ISBN : 978-93-87293-84-7



9 789387 293847