



Rajasthan

Assembly Factbook™

Udaipur Assembly Constituency



Key Electoral Data of Udaipur
Assembly Constituency (Vidhan Sabha)

Rajasthan

Assembly Factbook™

Udaipur Assembly Constituency



Udaipur Vidhan Sabha

Editor & Director

Dr. R.K. Thukral

Research Editor

Dr. Shafeeq Rahman

Compiled, Researched and Published by Datanet India Pvt. Ltd.

D-100, 1st Floor,

Okhla Industrial Area, Phase-I,
New Delhi- 110020.

Ph.: 91-11- 43580781-84

Email : support@indiastatpublications.com

Website : www.indiastatelections.com

Online Book Store :

www.indiastatpublications.com

Report No. : AFB/RJ-153-0125

ISBN : 978-93-87312-06-7

First Edition : January, 2018

Eighth Updated Edition : January, 2025

Price : Rs. 11500/-

US\$ 310

© Datanet India Pvt. Ltd.

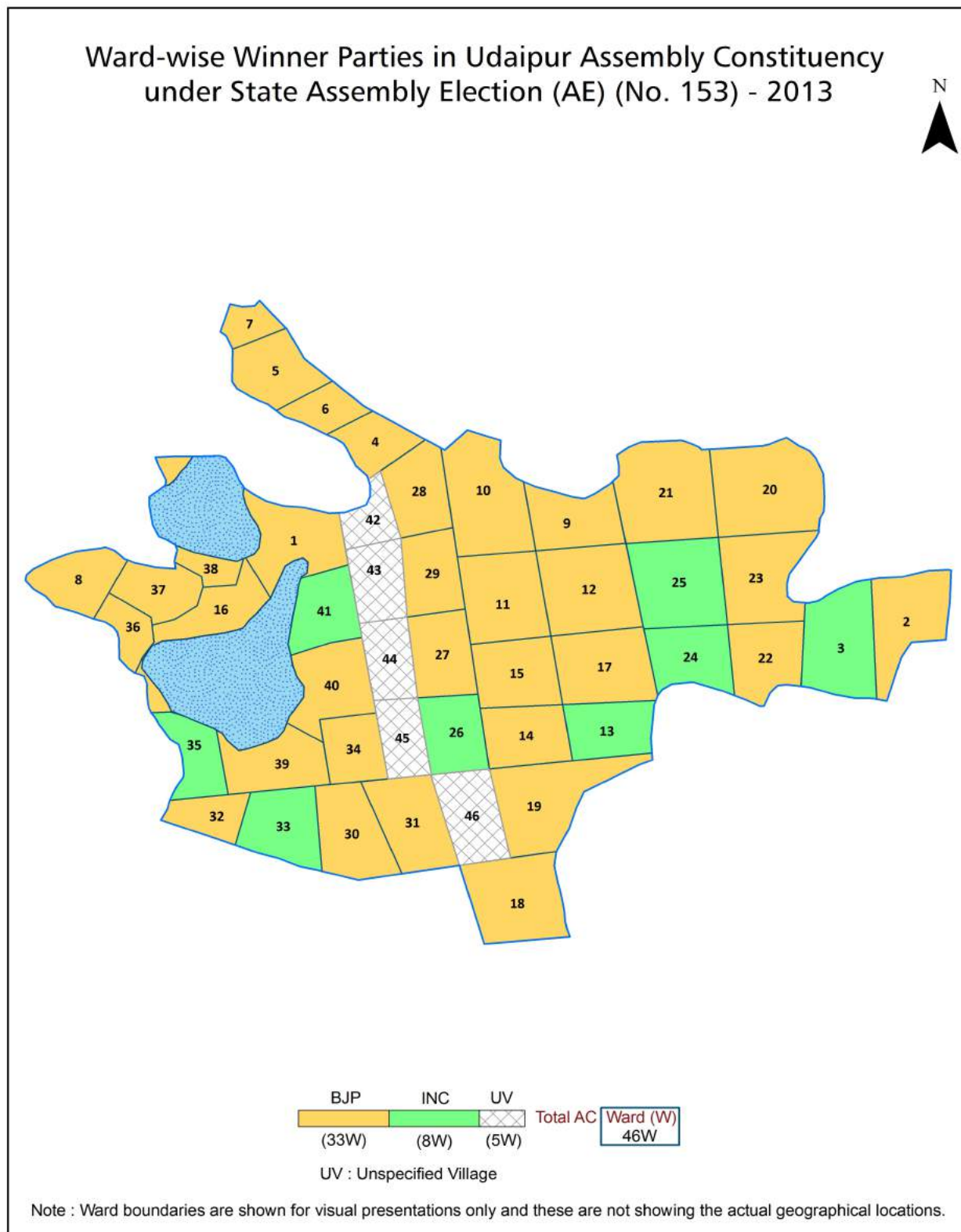
All rights reserved. No part of this book may be reproduced, stored in a retrieval system or transmitted in any form or by any means, mechanical photocopying, photographing, scanning, recording or otherwise without the prior written permission of the publisher. Please refer to Disclaimer at page no. 186 for the use of this publication.

Printed in India

Contents

No.	Particulars	Page No.
	Introduction	
1	Assembly Constituency - (Vidhan Sabha) at a Glance Features of Assembly as per Delimitation Commission of India (2008)	1-2
	Location and Political Maps	
2	Location Map Boundaries of Assembly Constituency - (Vidhan Sabha in District Boundaries of Assembly Constituency under Parliamentary Constituency - (Lok Sabha) Ward-wise Winner Parties- 2024, 2023, 2019, 2018, 2014, 2013, 2009 and 2008	3-11
	Administrative Setup (2011)	
3	District Sub-district Towns Villages Inhabited Villages Uninhabited Villages Village Panchayat Intermediate Panchayat	12
	Demographics (2011)	
4	Population Households Rural/Urban Population Ward by Population Size Sex Ratio (Total & 0-6 Years) Religious Population Social Population Literacy Rate	13-14
	Electoral Features	
5	Important Dates of Last Elections Held Electors by Gender Service Electors Voters Voters Turnout Polling Stations & Average Number of Electors per Polling Station Electors by Age Group Present Elected Representatives	15-20
	Historical Summary Election Results	
6	Vote Share of Major Parties Winning Margin (Number & Percentage Polarity of Parties Summary Result of Assembly Segment of Parliamentary Elections 2024, 2019, 2014, 2009, 2004 and 1999 Summary Result of Assembly Elections 2023, 2018, 2013, 2008, 2003, 1998, 1993, 1990, 1985, 1980, 1977, 1972, 1967, 1962, 1957 and 1952	21-44
	Polling Station Level Election Results	
7	Name and Number of Polling Station 2024, 2023, 2019, 2018, 2014, 2013, 2009 and 2008 Polling Station-wise Electors, Voters & Voters Turnout 2024, 2023, 2019, 2018, 2014, 2013, 2009 and 2008 Polling Station wise Elections Results 2024, 2023, 2019, 2018, 2014, 2013, 2009 and 2008	45-182
	Share of Assembly Constituency	
8	Share of Assembly Constituency - (Vidhan Sabha) in State, District and Parliamentary Constituency - (Lok Sabha)	183
9	Abbreviation & Sources	184-185
10	Disclaimer	186

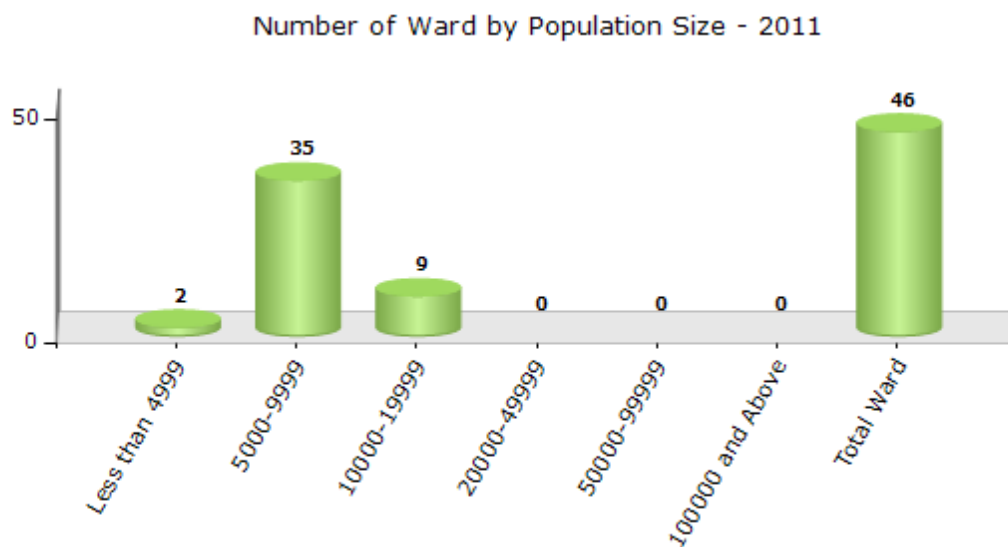
Location & Political Map



Demographics

Number of Ward by Population Size - 2011

Less than 4999	5000-9999	10000-19999	20000-49999	50000-99999	100000 and Above	Total Ward
2	35	9	0	0	0	46

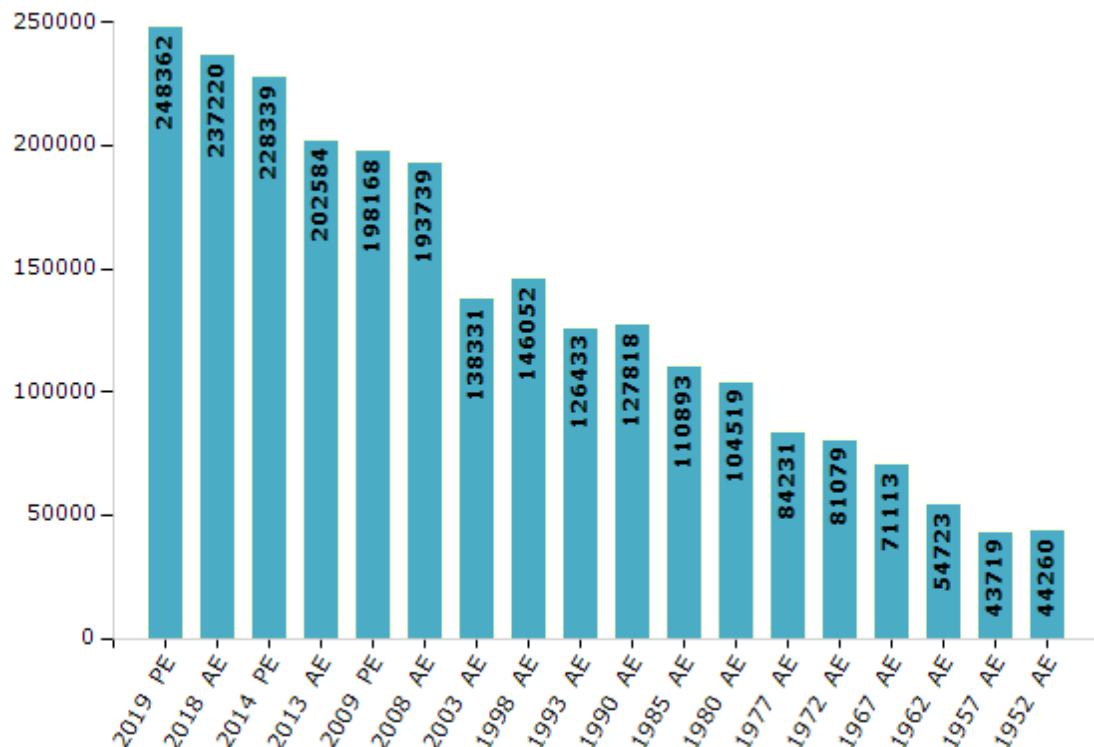


Electoral Features

Electors by Male & Female

Year	Male	Female	Others	Total	Year	Male	Female	Others	Total
2019 PE	124980	123382	0	248362	1993 AE	66141	60292	-	126433
2018 AE	119915	117305	0	237220	1990 AE	67147	60671	-	127818
2014 PE	116203	112136	0	228339	1985 AE	58342	52551	-	110893
2013 AE	103841	98743	0	202584	1980 AE	55801	48718	-	104519
2009 PE	102858	95310	-	198168	1977 AE	44637	39594	-	84231
2008 AE	100686	93053	-	193739	1972 AE	42694	38385	-	81079
2004 PE	-	-	-	-	1967 AE	-	-	-	71113
2003 AE	70720	67611	-	138331	1962 AE	-	-	-	54723
1999 PE	-	-	-	-	1957 AE	-	-	-	43719
1998 AE	75728	70324	-	146052	1952 AE	-	-	-	44260

Number of Electors

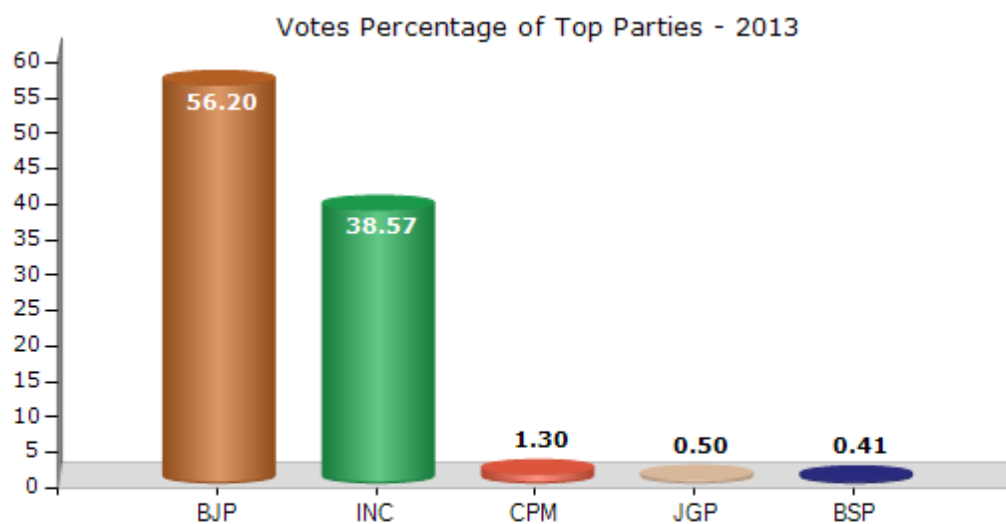


Note : AE : Assembly Election, PE : Assembly Segment of Parliamentary Election

Historical Summary Election Results

Summary Result of Assembly Election - 2013

Candidate Name	Party	Votes	Votes %
Gulab Chand Kataria	BJP	78446	56.2
Dinesh Shrimali	INC	53838	38.57
Rajesh Singhvi	CPM	1817	1.3
Ramesh Suwalka	JGP	694	0.5
Tirth Singh	BSP	573	0.41
Mohd. Saeed Sakka	IND	393	0.28
Mohammed Imtiyaz	IND	308	0.22
Bhuvneshwari Gehlot	BYS	271	0.19
Govind Lal Oad	IND	208	0.15
Kalu Lal Salvi	IND	164	0.12
	NOTA	2860	2.05



Polling Station Level Election Results

Number and Name of Polling Stations (PS) (2018)

Number of Polling Stations	Name of Polling Stations	Number of Polling Stations	Name of Polling Stations
1	Govt. Sr. Secondary School, Dewali, Room No. 6, Dewali, Udaipur	22	Govt. Girls Secondary School, Pula (Jogi Ki Magri) Room No. 6, Fatehpura Chouraha, Udaipur
2	Govt. Sr. Secondary School, Dewali, Room No. 8, Dewali, Udaipur	23	Govt. Girls Secondary School, Pula (Jogi Ki Magri) Room No. 2, Fatehpura Chouraha, Udaipur
3	Govt. Sr. Secondary School, Dewali, Room No. 3, Dewali, Udaipur	24	Govt. Girls Secondary School, Pula (Jogi Ki Magri) Room No. 5, Fatehpura Chouraha, Udaipur
4	Govt. Senior Sec. School, Dewali, Room No. 2, Udaipur	25	Alok School, Hath Yog, Panchwati, Udaipur
5	Vidhya Bhawan Rural Institute College Room No. 31, Hall Saifan Choraha, Udaipur	26	Govt. Guru Govind Singh Higher Secondary School, Room No. 14, Udaipur, Bhandari Darshak Mandap, Udaipur
6	Vidhya Bhawan Rural Institute College Room No. 23, Udaipur Saifan Choraha	27	Shree Madan Mohan Malviya Ayurvedic College, Room No. 8, Radaji Chouraha, Udaipur
7	Jyoti Sr. Sec. School, Room No. 11, Ahinsa Puri, Fatehpura Choraha, Udaipur	28	Shree Madan Mohan Malviya Ayurvedic College, Right Side Hall, Radaji Chouraha, Udaipur
8	Jyoti Sr. Sec. School, Room No. 8, Ahinsa Puri, Fatehpura Choraha, Udaipur	29	Shree Madan Mohan Malviya Ayurvedic College, Left Side Hall, Radaji Chouraha, Udaipur
9	Vidhya Bhawan Nursery School, Right Side Vidhya Bhawan, Udaipur	30	Shree Madan Mohan Malviya Ayurvedic College, Room No. 6, Radaji Chouraha, Udaipur
10	Vidhya Bhawan Nursery School, Left Side Vidhya Bhawan, Udaipur	31	Master Kishan Lal Govt. Higher Secondary School, Ambamata, (Gandhi Nagar Park) New Room, Udaipur
11	Vidhya Bhawan Teachers College, Room No. 1, Vidhya Bhawan, Udaipur	32	Master Kishan Lal Govt. Higher Secondary School, Ambamata, (Gandhi Nagar Park) Room No. 1 Udaipur
12	Vidhya Bhawan Teachers College, Room No. 7, Vidhya Bhawan, Udaipur	33	Govt. Girls Sr. Secondary School, Ambamata Room No. 1, Udaipur
13	Vidhya Bhawan Sr. Sec. School, Room No. 4, Vidhya Bhawan, Udaipur	34	Govt. Girls Sr. Secondary School, Ambamata Room No. 3, Udaipur
14	Govt. Secondary School, Ram Manohar Lohiya Nagar, Right Side, Udaipur	35	Govt. Girls Sr. Secondary School (Magriwali) Garib Nagar, Right Side, Mullatalai, Udaipur
15	Govt. Secondary School, Ram Manohar Lohiya Nagar, Room No. 1, Udaipur	36	Govt. Girls Sr. Secondary School (Magriwali) Garib Nagar, Left Side, Mullatalai, Udaipur
16	Govt. Secondary School, Ram Manohar Lohiya Nagar, Room No. 4, Udaipur	37	Govt. Girls Sr. Secondary School (Magriwali) Garib Nagar, Room No. 1, Mullatalai, Udaipur
17	Govt. Secondary School, Ram Manohar Lohiya Nagar, Room No. 5, Udaipur	37A	Govt. Girls Sr. Secondary School (Magriwali) Garib Nagar, Room No. 2, Mullatalai, Udaipur
18	St. Marry Convent Higher Secondary School, Infent A, Sukhadia Circle, Udaipur	38	Govt. Upper Primary School, Room No. 4, Eklavya Colony, Udaipur
19	St. Marry Convent Higher Secondary School, Infent C, Sukhadia Circle, Udaipur	39	Govt. Upper Primary School, Room No. 1, Eklavya Colony, Udaipur
20	Govt. Secondary Railway Training School, Room No. 3, Udaipur	40	Bal Shiksha Sadan, Secondary School, South Part, Room No. 1, Sanjay Colony, Ratakhet, Udaipur
21	Govt. Girls Secondary School, Pula (Jogi Ki Magri) Room No. 4, Fatehpura Chouraha, Udaipur	41	Bal Shiksha Sadan, Secondary School, South Part, Room No. 2, Sanjay Colony, Ratakhet, Udaipur

Contd....

Polling Station Level Election Results

Polling Station-wise Votes Secured by Overall Top Five Parties in Udaipur Assembly in Assembly Election (AE) under Udaipur Parliamentary Constituency in Rajasthan (2018)

Number of Polling Station	Winner - Gulab Chand Kataria (BJP)	Runner-up - Girija Vyas (INC)	3rd - Praveen Ratlia (IND)	4th - Dalpat Singh Surana (JSR)	5th - Bharat Kumawat (AAP)	NOTA	Other	Total Votes Secured
36	67	715	32	2	0	3	3	822
37	7	596	1	0	0	2	3	609
37A	16	387	1	0	0	2	1	407
38	340	491	22	9	3	5	0	870
39	350	281	26	14	2	11	20	704
40	217	469	19	0	1	4	0	710
41	194	417	23	2	2	5	7	650
42	560	234	68	14	1	13	6	896
43	551	299	33	8	0	19	21	931
44	300	182	48	21	2	1	6	560
45	398	228	78	2	0	9	13	728
46	373	194	78	5	1	16	12	679
47	304	233	56	15	4	6	5	623
48	361	428	58	19	0	10	5	881
49	441	193	55	36	1	5	12	743
50	463	278	38	47	3	11	3	843
51	255	160	25	42	3	12	1	498
52	227	398	27	34	1	7	2	696
53	301	192	27	37	1	10	5	573
54	494	371	38	14	2	20	16	955
55	454	371	88	10	1	11	8	943
56	183	539	25	6	3	11	4	771
57	201	560	17	18	5	17	5	823
58	261	243	12	2	1	4	0	523
59	265	508	19	17	0	3	7	819
60	615	194	54	60	3	15	11	952
61	458	153	36	50	2	14	10	723
62	398	163	40	28	9	5	6	649
63	335	165	34	25	2	8	8	577
64	16	817	0	0	2	12	4	851
65	184	540	20	8	1	3	0	756
66	118	245	10	3	7	1	2	386
67	430	228	69	32	4	15	0	778
68	425	203	40	35	3	11	3	720
69	478	232	61	16	2	14	3	806

Contd....

Polling Station Level Election Results

Winner, Runner-up and 3rd Party Position & Winning Margin According to Polling Stations in Udaipur Assembly in Assembly Election (AE) under Udaipur Parliamentary Constituency in Rajasthan (2018)

Polling Station Number	Winner Party	Winner Votes (%)	Runner-up Party	Runner-up Votes (%)	Winning Margin Votes (%)	Third Party	Third Party Votes (%)	Other Votes (%)
70	BJP	432 (57.14)	INC	247 (32.67)	185 (24.47)	IND (PR)	43 (5.69)	34 (4.5)
71	BJP	456 (59.76)	INC	201 (26.34)	255 (33.42)	IND (PR)	72 (9.44)	34 (4.46)
72	BJP	509 (60.31)	INC	238 (28.2)	271 (32.11)	IND (PR)	54 (6.4)	43 (5.09)
73	BJP	345 (46.68)	INC	247 (33.42)	98 (13.26)	IND (PR)	107 (14.48)	40 (5.41)
74	BJP	387 (47.43)	INC	319 (39.09)	68 (8.34)	IND (PR)	72 (8.82)	38 (4.66)
75	BJP	387 (63.03)	INC	176 (28.66)	211 (34.37)	IND (PR)	33 (5.37)	18 (2.93)
76	BJP	363 (57.99)	INC	169 (27)	194 (30.99)	IND (PR)	64 (10.22)	30 (4.79)
77	BJP	325 (57.52)	INC	176 (31.15)	149 (26.37)	IND (PR)	49 (8.67)	15 (2.65)
78	BJP	351 (53.59)	INC	250 (38.17)	101 (15.42)	IND (PR)	41 (6.26)	13 (1.98)
79	BJP	412 (55.6)	INC	230 (31.04)	182 (24.56)	IND (PR)	55 (7.42)	44 (5.94)
80	INC	564 (70.85)	BJP	184 (23.12)	380 (47.73)	IND (PR)	23 (2.89)	25 (3.14)
81	INC	301 (58.45)	BJP	155 (30.1)	146 (28.35)	IND (PR)	25 (4.85)	34 (6.6)
82	BJP	309 (57.76)	INC	153 (28.6)	156 (29.16)	IND (PR)	45 (8.41)	28 (5.23)
83	BJP	406 (50.5)	INC	304 (37.81)	102 (12.69)	IND (PR)	43 (5.35)	51 (6.34)
84	BJP	438 (53.74)	INC	253 (31.04)	185 (22.7)	IND (PR)	88 (10.8)	36 (4.42)
85	BJP	506 (66.32)	INC	174 (22.8)	332 (43.52)	IND (PR)	54 (7.08)	29 (3.8)
86	BJP	356 (55.02)	INC	151 (23.34)	205 (31.68)	IND (PR)	109 (16.85)	31 (4.79)
87	INC	383 (78.97)	BJP	79 (16.29)	304 (62.68)	IND (PR)	8 (1.65)	15 (3.09)
88	INC	649 (86.3)	BJP	83 (11.04)	566 (75.26)	IND (PR)	11 (1.46)	9 (1.2)
89	INC	403 (63.07)	BJP	203 (31.77)	200 (31.3)	IND (PR)	19 (2.97)	14 (2.19)
90	BJP	472 (60.82)	INC	239 (30.8)	233 (30.02)	IND (PR)	46 (5.93)	19 (2.45)
91	INC	363 (56.63)	BJP	226 (35.26)	137 (21.37)	IND (PR)	35 (5.46)	17 (2.65)
92	BJP	382 (42.21)	INC	335 (37.02)	47 (5.19)	IND (PR)	131 (14.48)	57 (6.3)
93	BJP	505 (64.99)	INC	178 (22.91)	327 (42.08)	IND (PR)	56 (7.21)	38 (4.89)
94	INC	491 (50.2)	BJP	339 (34.66)	152 (15.54)	IND (PR)	111 (11.35)	37 (3.78)
95	INC	436 (47.03)	BJP	362 (39.05)	74 (7.98)	IND (PR)	85 (9.17)	44 (4.75)
96	BJP	355 (52.75)	INC	266 (39.52)	89 (13.23)	IND (PR)	28 (4.16)	24 (3.57)
97	BJP	267 (52.35)	INC	180 (35.29)	87 (17.06)	IND (PR)	28 (5.49)	35 (6.86)
98	BJP	306 (51.6)	INC	190 (32.04)	116 (19.56)	IND (PR)	38 (6.41)	59 (9.95)
99	BJP	433 (54.67)	INC	267 (33.71)	166 (20.96)	IND (PR)	56 (7.07)	36 (4.55)
100	BJP	406 (49.63)	INC	238 (29.1)	168 (20.53)	IND (PR)	124 (15.16)	50 (6.11)
101	BJP	284 (44.65)	INC	262 (41.19)	22 (3.46)	IND (PR)	49 (7.7)	41 (6.45)
102	BJP	413 (49.58)	INC	196 (23.53)	217 (26.05)	IND (PR)	166 (19.93)	58 (6.96)
103	BJP	393 (45.33)	INC	364 (41.98)	29 (3.35)	IND (PR)	84 (9.69)	26 (3)
104	BJP	433 (50)	INC	336 (38.8)	97 (11.2)	IND (PR)	54 (6.24)	43 (4.97)

Contd....

DISCLAIMER

The Terms of Use and Disclaimer of Datanet India Private Limited (hereinafter referred to as "Datanet") for use of this analysis report of **Udaipur Assembly Constituency (Udaipur Vidhan Sabha)** :-

1. **Assembly Factbook™** is a Registered Trade Mark owned by Datanet.
2. All the maps are sketched and graphical representation only and have not been drawn to the scale and also not to represent the actual geographical area or boundary of the unit.
3. The data for the aforesaid analysis is based on authentic sources and has been culled from the various publications of Census, CSO and NSSO for district and block level data, various central and state government departments, Central & State Elections Commissions and the concerned Returning Officers' releases, Electoral Rolls, Election results and allied publications, internal assessment, surveys, estimates and analysis. Therefore, certain adjustment of data at micro level may have been done to arrive closer to the macro data.
4. Data have been provided on an "As Is" and "As AVAILABLE" basis
5. The colours shown in the maps or diagram and charts of a particular party, alliance or AC are indicative and do not represent them.
6. This publication which includes maps, sheets, graphs and data would be the property under copyright of Datanet only. The user may use these for its internal study, analysis and research purposes. It's public display, re-selling or any commercial uses by the user are not allowed.
7. Datanet has taken due care and caution in compilation and processing of data and allied information, but does not guarantee the accuracy, adequacy or completeness of any information/analysis and will be not responsible for any errors or omissions or for the results obtained from the use of such information/analysis.
8. All the contents for the publication have been culled from various authentic sources and Datanet reasonably believes such sources to be reliable, but does not make any representations, express or implied as to the accuracy or fitness of use of such information. The information or contents of the information/analysis do not constitute advice and should not be relied upon in making (or refraining from making) any decision. Any reliance placed upon the information provided by Datanet is the sole responsibility and strictly at the user's risk.
9. In no event will Datanet be liable for any damages (including, without limitation, damages for loss of business projects, or loss of profits) arising in contract, tort or otherwise from the use of or inability to use any of its contents, or from any action taken (or refrained from being taken) as a result of using the analysis or any of its contents. Datanet its directors, owners, editors, officials, employees, distributor and agents or any associate will not be liable for any errors in the information contained or any consequences arising from the use of the contents of the provided information/analysis.
10. If any provision of these terms and conditions is held invalid or illegal or unenforceable for any reason by any court of competent jurisdiction, such provision shall be severed and the remainder of provisions of the terms and conditions shall continue in full force and effect as if the Term of Use had been executed with the invalid, illegal or unenforceable provision eliminated.
11. If there are any discrepancies in the information provided, please bring it to attention of Datanet for suitable rectification measures.

Buy Online This Complete Book At
Indiastat Publication Book Store

www.indiastatpublications.com

or go directly at

[http://www.indiastatpublications.com/
Assembly_factbook/Rajasthan/Udaipur/ Udaipur](http://www.indiastatpublications.com/Assembly_factbook/Rajasthan/Udaipur/Udaipur)

 **indiastat**elections

ISBN : 978-93-87312-06-7



9 789387 312067