



Telangana

Assembly Factbook™

Serilingampally Assembly Constituency

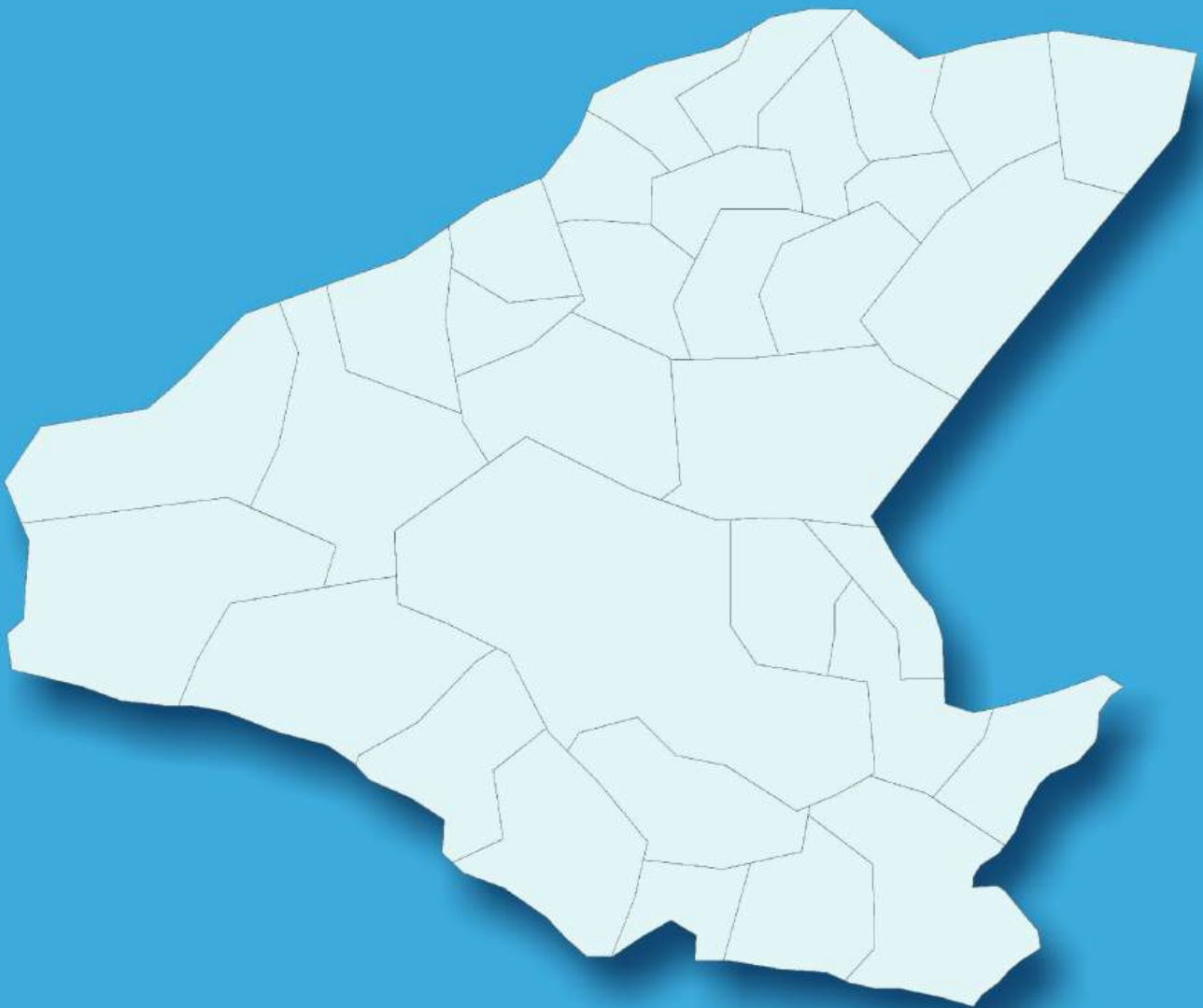


Key Electoral Data of Serilingampally
Assembly Constituency (Vidhan Sabha)

Telangana

Assembly Factbook™

Serilingampally Assembly Constituency



Serilingampally Vidhan Sabha

Editor & Director

Dr. R.K. Thukral

Research Editor

Dr. Shafeeq Rahman

**Compiled, Researched and Published by
Datanet India Pvt. Ltd.**

D-100, 1st Floor,

Okhla Industrial Area, Phase-I,

New Delhi- 110020.

Ph.: 91-11- 43580781-84

Email : support@indiastatpublications.com

Website : www.indiastatelections.com

Online Book Store :

www.indiastatpublications.com

Report No. : AFB/TS-052-0125

ISBN : 978-93-6219-309-4

First Edition : January, 2018

Eighth Updated Edition : January, 2025

Price : Rs.11500/-

US\$ 310

© Datanet India Pvt. Ltd.

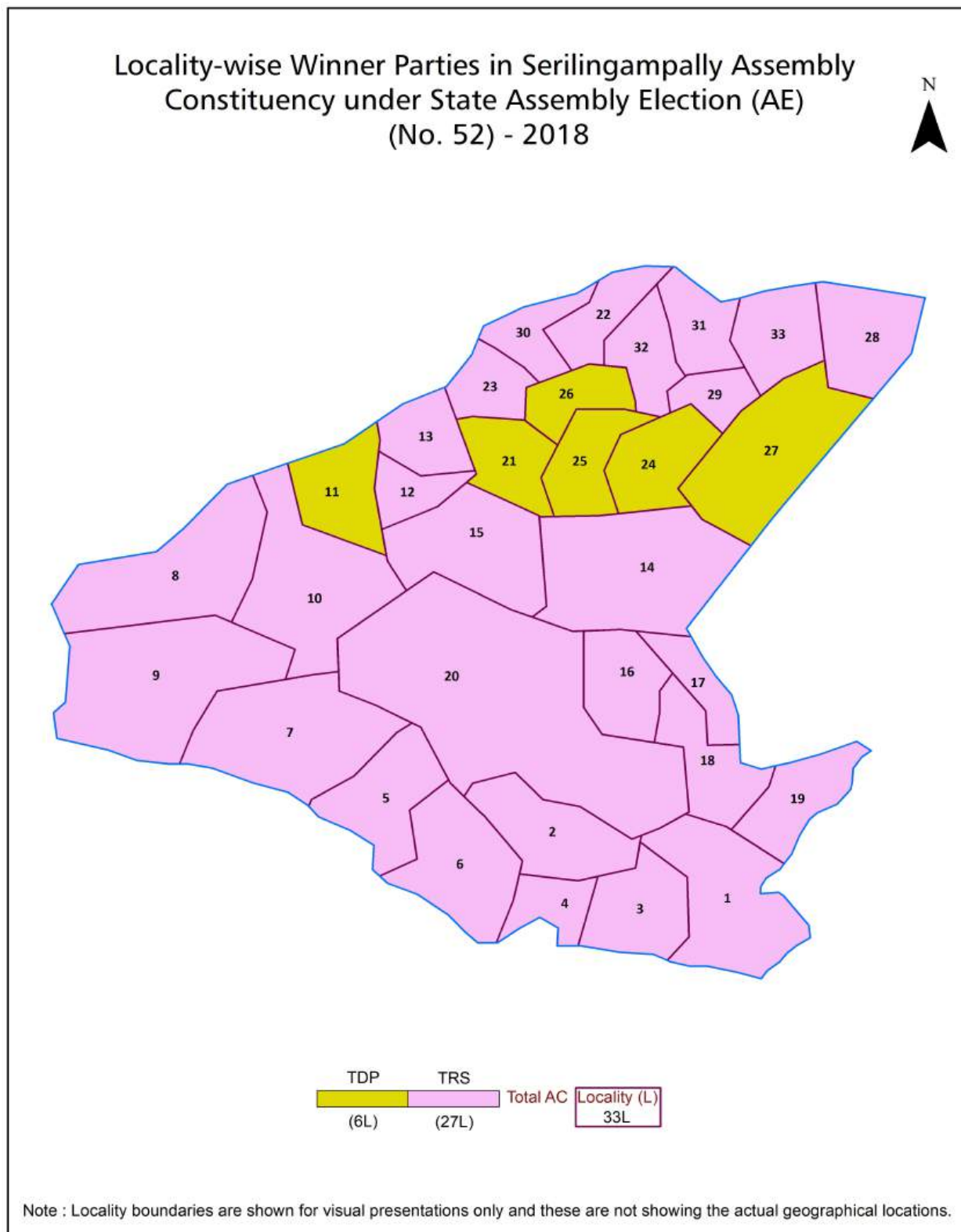
All rights reserved. No part of this book may be reproduced, stored in a retrieval system or transmitted in any form or by any means, mechanical photocopying, photographing, scanning, recording or otherwise without the prior written permission of the publisher. Please refer to Disclaimer at page no. 324 for the use of this publication.

Printed in India

Contents

No.	Particulars	Page No.
	Introduction	
1	Assembly Constituency - (Vidhan Sabha) at a Glance Features of Assembly as per Delimitation Commission of India (2008)	1-2
	Location and Political Maps	
2	Location Map Boundaries of Assembly Constituency - (Vidhan Sabha) in District Boundaries of Assembly Constituency under Parliamentary Constituency - (Lok Sabha) Locality-wise Winner Parties- 2024-PE, 2023-AE, 2019-PE, 2018-AE, 2014-PE, 2014-AE, 2009-PE and 2009-AE	3-11
	Administrative Setup (2011)	
3	District Sub-district Towns Villages Inhabited Villages Uninhabited Villages Village Panchayat Intermediate Panchayat	12
	Demographics (2011)	
4	Population Households Rural/Urban Population Sex Ratio (Total & 0-6 Years) Religious Population Social Population Literacy Rate	13
	Electoral Features	
5	Important Dates of Last Elections Held Electors by Gender Service Electors Voters Voters Turnout Polling Stations & Average Number of Electors per Polling Station Electors by Age Group Present Elected Representatives	14-19
	Historical Summary Election Results	
6	Vote Share of Major Parties Winning Margin (Number & Percentage) Polarity of Parties Summary Result of Assembly Segment of Parliamentary Election 2024, 2019, 2014 and 2009 Summary Result of Assembly Elections 2023, 2018, 2014 and 2009	20-29
	Polling Station Level Election Results	
7	Name and Number of Polling Station 2024-PE, 2023-AE, 2019-PE, 2018-AE, 2014-PE, 2014-AE, 2009-PE and 2009-AE Polling Station-wise Electors, Voters & Voters Turnout 2024-PE, 2023-AE, 2019-PE, 2018-AE, 2014-PE, 2014-AE, 2009-PE and 2009-AE Polling Station wise Elections Results 2024-PE, 2023-AE, 2019-PE, 2018-AE, 2014-PE, 2014-AE, 2009-PE and 2009-AE	30-319
	Share of Assembly Constituency	
8	Share of Assembly Constituency - (Vidhan Sabha) in State, District and Parliamentary Constituency - (Lok Sabha)	320
9	Abbreviation & Sources	322-323
10	Disclaimer	324

Location & Political Map



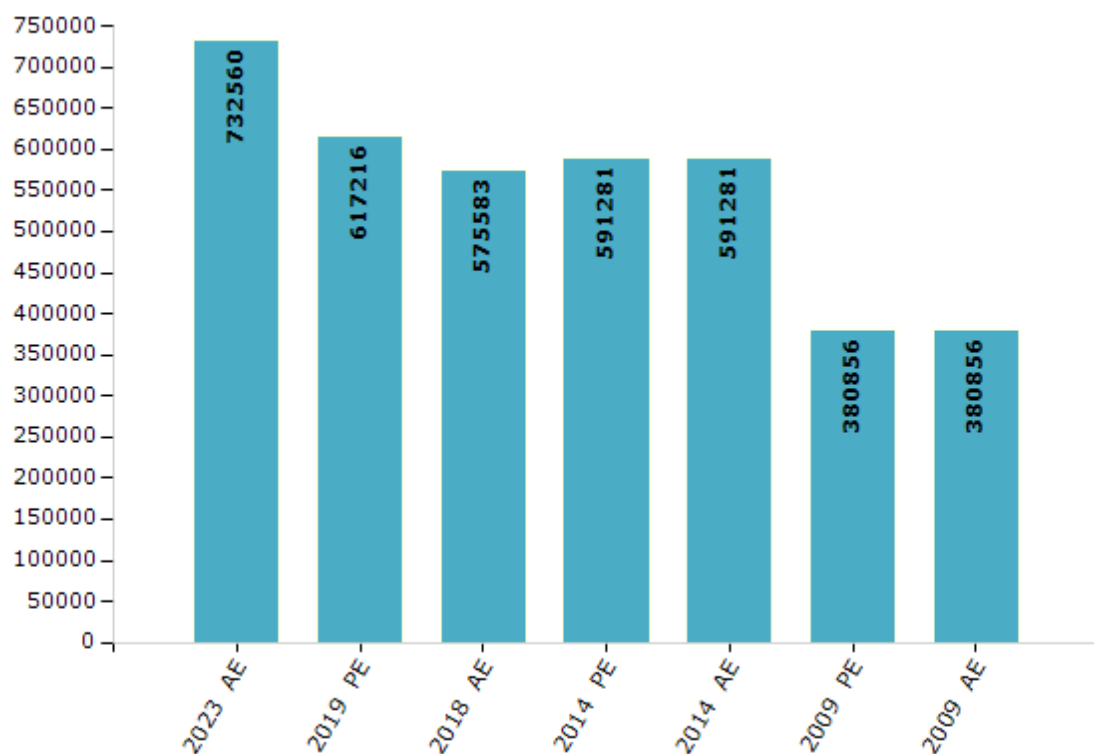
Electoral Features

Electors by Male & Female

Year	Male	Female	Others	Total
2023 AE	388526	343885	149	732560
2019 PE	328533	288547	136	617216
2018 AE	307384	268067	132	575583
2014 PE	324745	266449	87	591281
2014 AE	324745	266449	87	591281
2009 PE	202978	177878	-	380856
2009 AE	202978	177878	-	380856
2004 PE	-	-	-	-
2004 AE	-	-	-	-
1999 PE	-	-	-	-
1999 AE	-	-	-	-

Year	Male	Female	Others	Total
1994 AE	-	-	-	-
1989 AE	-	-	-	-
1985 AE	-	-	-	-
1983 AE	-	-	-	-
1978 AE	-	-	-	-
1972 AE	-	-	-	-
1967 AE	-	-	-	-
1962 AE	-	-	-	-
1957 AE	-	-	-	-
1955 AE	-	-	-	-

Number of Electors



Note : AE : Assembly Election, PE : Assembly Segment of Parliamentary Election

Historical Summary Election Results

Summary Result of Assembly Election - 2014

Candidate Name	Party	Votes	Votes %
Arekapudi Gandhi	TDP	129796	45.87
Komaragoni Shanker Goud	TRS	53539	18.92
Bhikshapathi Yadav .M	INC	43384	15.33
Mukka Rupananda Reddy	YSRCP	24410	8.63
Nazeer Khan	AIMIM	11100	3.92
Gorthi Srinivas	LSP	9478	3.35
Matta Suresh Kumar	AAP	3102	1.1
Thempally Dinakara Sarma	BSP	1058	0.37
Tandra Kumar	MCPI	1009	0.36
Mohammed Mushiruddin Baba	IND	668	0.24
Rakthapu Sudhakar Goud	pjdl	580	0.2
Ravinder Uppula	IND	530	0.19
Phani Kumar Juvva	IND	384	0.14
Satish	IND	337	0.12
G.V. Srinivasa Rao	PPOI	334	0.12
Syed Hashmathullah Quadri	IUML	326	0.12
D. Srinivas	IND	194	0.07
Edara Jagan Mohan	IND	185	0.07
M. Samba Siva Prasad	IND	175	0.06
M.S. Nagaraju	ANC	164	0.06
Talari Gopal	IND	137	0.05
	NOTA	2054	0.73

Polling Station Level Election Results

Number and Name of Polling Stations (PS) (2018 AE)

Number of Polling Stations	Name of Polling Stations	Number of Polling Stations	Name of Polling Stations
1	Ward Office Room No-1, Rai Durga,Durga Hussain Sha Vali	22	M P P School South Wing Gopanpally Room-1,Gopanpalli
2	Ward Office Room No-2, Rai Durga,Durga Hussain Sha Vali	23	Mpup School, 2-105, New Building, Gowlidoddi, Gowlidoddi, Room1,Gowlidoddi
3	Govt Z P High School, Room1, Raidarga,Darga Hussain Shavali	24	M P P School South Wing Gopanpally Room-1,Gopanpalli
4	Govt Z P High School, Room-2, Raidarga,Darga Hussain Shawali	25	Govt Girijana Primary School Ssa Bldg Gopanpally,Gopanpally Thanda
5	Govt Z P High School, Room-3, Raidarga,Darga Hussain Shavali	26	Mpup School, 2-105, New Building, Gowlidoddi,Gowlidoddi
6	Govt Z P High School, Room-4, Raidarga,Raidurga	27	Mpup School ,2-105, New Building ,Gowlidoddi,Gowlidoddi
7	Govt Primary School, Room-1, Raidarga,Raidurga	28	Mpup School ,2-105, New Building ,Gowlidoddi,Gowlidoddi
8	Govt Primary School, Room-2, Raidarga,Raidurga	29	Ghmc Community Hall , Nallagandla Village, Nallagandla Room. No. 1,Nallagandla
9	Govt Primary School, Room-3, Raidarga,Raidurga	30	Ghmc Community Hall , Nallagandla Village, Nallagandla Room. No. 1,Nallagandla
10	Govt Primary School, Room-4, Raidarga,Raidurga	31	Akshya Foundation School, 3-64/28 &29, Nallagandla, Room No2,Nallagandla
11	Govt Junior College Room. No-1, Madhura Nagar, Raidarga,Prashanthi Hills Raidarga	32	Sri Chaithanya School, Nallagandla, Huda, Room-1,Nallagandla
12	Govt Junior College Room. No-2, Madhura Nagar, Raidarga,Rai Durga	33	Sri Chaithanya School, Nallagandla, Huda, Room-2,Nallagandla
13	Zp High School & Primary School, Khajaguda,Khajaguda	34	M P P School 1-13, Nallagandla 2Nd Class Room,Nallagandla
14	Zp High School & Primary School, Khajaguda,Khajaguda	35	M P P School 1-13, Nallagandla 2Nd Class Room,Nallagandla
15	Zp High School & Primary School, Khajaguda,Khajaguda	36	Lakshmi Vihar Colony Phase-1 Society Room,Nallagandla
16	M P Upper Primary School, Room No-5 Nanakramguda,Nankram Guda	37	Estimo Global School, H.No. 7-1/B4, Nallagandla,Nallagandla
17	M P Upper Primary School, Room No-5 Nanakramguda,Nankram Guda	38	Srivani Vidyanikethan School, Nallagandla,Nallagandla Room-2, South Wing
18	M P Upper Primary School, Room No-4 Nanakramguda,Nanak Ram Guda	39	Srivani Vidyanikethan School,Opp 713 M I G,Nallagandla, Room-3, South Wing
19	M P Upper Primary School, Room No-4 Nanakramguda,Nanak Ram Guda	40	Srivani Vidyanikethan School,Opp 713 M I G,Nallagandla, Room-3, South Wing
20	M P P School South Wing Gopanpally Room-1,Gopanpalli	41	Srivani Vidyanikethan School,Opp 713 M I G,Nallagandla, Room-5, South Wing
21	M P P School South Wing Gopanpally Room-1,Gopanpalli	42	Srivani Vidyanikethan School,Opp 713 M I G,Nallagandla, Room-8, West Wing

Contd....

Polling Station Level Election Results

Polling Station-wise Votes Secured by Overall Top Five Parties in Serilingampally Assembly in Assembly Election (AE) under Chevella Parliamentary Constituency in Telangana (2018)

Number of Polling Station	Winner - Arekapudi Gandhi (TRS)	Runner-up - V.Ananda Prasad (TDP)	3rd - Gajjala Yoganand (BJP)	4th - Beera Srinivasa Rao (IND)	5th - Tandra Kumar (BLFP)	NOTA	Other	Total Votes Secured
36	243	193	124	2	0	13	8	583
37	362	192	106	0	1	16	14	691
38	309	299	62	3	4	10	11	698
39	205	203	39	5	1	7	13	473
40	298	235	58	1	0	14	11	617
41	250	209	41	7	1	7	24	539
42	280	223	43	13	0	9	19	587
43	320	255	32	8	0	10	21	646
44	214	191	39	1	0	10	8	463
45	153	99	18	2	0	6	14	292
46	341	304	37	5	1	15	17	720
47	232	191	58	4	2	7	12	506
48	203	181	78	2	0	7	8	479
49	213	190	53	1	1	7	6	471
50	91	100	15	0	1	2	9	218
51	290	260	36	5	2	9	10	612
52	217	99	89	4	2	1	7	419
53	307	147	123	3	6	9	9	604
54	247	131	50	6	1	8	11	454
55	335	143	34	6	0	2	6	526
56	221	100	36	6	2	3	7	375
57	202	116	38	4	0	2	9	371
58	237	142	48	1	0	1	5	434
59	389	152	94	5	1	4	2	647
60	232	122	64	12	0	8	4	442
61	224	129	60	3	0	1	2	419
62	334	161	45	3	0	4	3	550
63	246	131	23	6	0	2	23	431
64	167	99	32	0	0	6	10	314
65	276	155	26	12	7	3	17	496
66	261	97	20	7	0	4	7	396
67	210	113	35	5	0	3	11	377
68	243	146	14	5	3	4	5	420
69	298	188	51	2	2	7	13	561
70	295	148	45	4	1	7	8	508

Contd....

Polling Station Level Election Results

Winner, Runner-up and 3rd Party Position & Winning Margin According to Polling Stations in Serilingampally Assembly in Assembly Election (AE) under Chevella Parliamentary Constituency in Telangana (2018)

Polling Station Number	Winner Party	Winner Votes (%)	Runner-up Party	Runner-up Votes (%)	Winning Margin Votes (%)	Third Party	Third Party Votes (%)	Other Votes (%)
71	TRS	211 (53.55)	TDP	101 (25.63)	110 (27.92)	BJP	55 (13.96)	27 (6.85)
72	TRS	188 (49.09)	TDP	123 (32.11)	65 (16.98)	BJP	52 (13.58)	20 (5.22)
73	TRS	198 (51.83)	TDP	133 (34.82)	65 (17.01)	BJP	39 (10.21)	12 (3.14)
74	TRS	329 (67.84)	TDP	105 (21.65)	224 (46.19)	BJP	18 (3.71)	33 (6.8)
75	TRS	510 (64.64)	TDP	194 (24.59)	316 (40.05)	BJP	41 (5.2)	44 (5.58)
76	TRS	240 (59.7)	TDP	76 (18.91)	164 (40.79)	BJP	41 (10.2)	45 (11.19)
77	TRS	214 (61.14)	TDP	76 (21.71)	138 (39.43)	BJP	27 (7.71)	33 (9.43)
78	TRS	263 (57.8)	TDP	133 (29.23)	130 (28.57)	BJP	25 (5.49)	34 (7.47)
79	TRS	380 (53.07)	TDP	216 (30.17)	164 (22.9)	BJP	43 (6.01)	77 (10.75)
80	TRS	273 (62.05)	TDP	103 (23.41)	170 (38.64)	IND (BSR)	19 (4.32)	45 (10.23)
81	TRS	289 (61.88)	TDP	107 (22.91)	182 (38.97)	BJP	26 (5.57)	45 (9.64)
82	TRS	216 (59.34)	TDP	87 (23.9)	129 (35.44)	IND (BSR)	19 (5.22)	42 (11.54)
83	TRS	255 (55.43)	TDP	153 (33.26)	102 (22.17)	IND (BSR)	17 (3.7)	35 (7.61)
84	TRS	197 (67.24)	TDP	44 (15.02)	153 (52.22)	IND (BSR)	13 (4.44)	39 (13.31)
85	TDP	197 (39.4)	TRS	191 (38.2)	6 (1.2)	BJP	85 (17)	27 (5.4)
86	TRS	279 (50.73)	TDP	185 (33.64)	94 (17.09)	BJP	58 (10.55)	28 (5.09)
87	TDP	312 (46.71)	TRS	288 (43.11)	24 (3.6)	BJP	32 (4.79)	36 (5.39)
88	TDP	192 (44.55)	TRS	186 (43.16)	6 (1.39)	BJP	41 (9.51)	12 (2.78)
89	TRS	127 (47.21)	TDP	110 (40.89)	17 (6.32)	BJP	21 (7.81)	11 (4.09)
90	TDP	250 (43.86)	TRS	249 (43.68)	1 (0.18)	BJP	45 (7.89)	26 (4.56)
91	TDP	187 (44.31)	TRS	179 (42.42)	8 (1.89)	BJP	42 (9.95)	14 (3.32)
92	TRS	112 (45.34)	TDP	111 (44.94)	1 (0.4)	BJP	19 (7.69)	5 (2.02)
93	TDP	116 (45.31)	TRS	111 (43.36)	5 (1.95)	BJP	22 (8.59)	7 (2.73)
94	TDP	185 (46.37)	TRS	154 (38.6)	31 (7.77)	BJP	46 (11.53)	14 (3.51)
95	TRS	192 (54.24)	TDP	121 (34.18)	71 (20.06)	BJP	23 (6.5)	18 (5.08)
96	TRS	348 (65.17)	TDP	126 (23.6)	222 (41.57)	BJP	20 (3.75)	40 (7.49)
97	TRS	442 (71.29)	TDP	112 (18.06)	330 (53.23)	BJP	35 (5.65)	31 (5)
98	TRS	141 (53.82)	TDP	77 (29.39)	64 (24.43)	BJP	35 (13.36)	9 (3.44)
99	TRS	272 (51.91)	TDP	158 (30.15)	114 (21.76)	BJP	77 (14.69)	17 (3.24)
100	TRS	177 (59.2)	TDP	91 (30.43)	86 (28.77)	BJP	21 (7.02)	10 (3.34)
101	TRS	233 (50.98)	TDP	168 (36.76)	65 (14.22)	BJP	35 (7.66)	21 (4.6)
102	TRS	233 (58.84)	TDP	94 (23.74)	139 (35.1)	BJP	24 (6.06)	45 (11.36)
103	TRS	372 (64.81)	TDP	138 (24.04)	234 (40.77)	IND (BSR)	16 (2.79)	48 (8.36)
104	TRS	343 (59.45)	TDP	136 (23.57)	207 (35.88)	BJP	41 (7.11)	57 (9.88)
105	TRS	319 (58.21)	TDP	174 (31.75)	145 (26.46)	BJP	19 (3.47)	36 (6.57)

Contd....

DISCLAIMER

The Terms of Use and Disclaimer of Datanet India Private Limited (hereinafter referred to as "Datanet") for use of this analysis report of **Serilingampally Assembly Constituency (Serilingampally Vidhan Sabha)** :-

1. **Assembly Factbook™** is a Registered Trade Mark owned by Datanet.
2. All the maps are sketched and graphical representation only and have not been drawn to the scale and also not to represent the actual geographical area or boundary of the unit.
3. The data for the aforesaid analysis is based on authentic sources and has been culled from the various publications of Census, CSO and NSSO for district and block level data, various central and state government departments, Central & State Elections Commissions and the concerned Returning Officers' releases, Electoral Rolls, Election results and allied publications, internal assessment, surveys, estimates and analysis. Therefore, certain adjustment of data at micro level may have been done to arrive closer to the macro data.
4. Data have been provided on an "As Is" and "As AVAILABLE" basis
5. The colours shown in the maps or diagram and charts of a particular party, alliance or AC are indicative and do not represent them.
6. This publication which includes maps, sheets, graphs and data would be the property under copyright of Datanet only. The user may use these for its internal study, analysis and research purposes. It's public display, re-selling or any commercial uses by the user are not allowed.
7. Datanet has taken due care and caution in compilation and processing of data and allied information, but does not guarantee the accuracy, adequacy or completeness of any information/analysis and will be not responsible for any errors or omissions or for the results obtained from the use of such information/analysis.
8. All the contents for the publication have been culled from various authentic sources and Datanet reasonably believes such sources to be reliable, but does not make any representations, express or implied as to the accuracy or fitness of use of such information. The information or contents of the information/analysis do not constitute advice and should not be relied upon in making (or refraining from making) any decision. Any reliance placed upon the information provided by Datanet is the sole responsibility and strictly at the user's risk.
9. In no event will Datanet be liable for any damages (including, without limitation, damages for loss of business projects, or loss of profits) arising in contract, tort or otherwise from the use of or inability to use any of its contents, or from any action taken (or refrained from being taken) as a result of using the analysis or any of its contents. Datanet its directors, owners, editors, officials, employees, distributor and agents or any associate will not be liable for any errors in the information contained or any consequences arising from the use of the contents of the provided information/analysis.
10. If any provision of these terms and conditions is held invalid or illegal or unenforceable for any reason by any court of competent jurisdiction, such provision shall be severed and the remainder of provisions of the terms and conditions shall continue in full force and effect as if the Term of Use had been executed with the invalid, illegal or unenforceable provision eliminated.
11. If there are any discrepancies in the information provided, please bring it to attention of Datanet for suitable rectification measures.

Buy Online This Complete Book At
Indiastat Publication Book Store

www.indiastatpublications.com

or go directly at

[http://www.indiastatpublications.com/
Assembly_factbook/Telangana/Chevella/
Serilingampally](http://www.indiastatpublications.com/Assembly_factbook/Telangana/Chevella/Serilingampally)



i indiastat**elections**

ISBN : 978-93-6219-309-4

