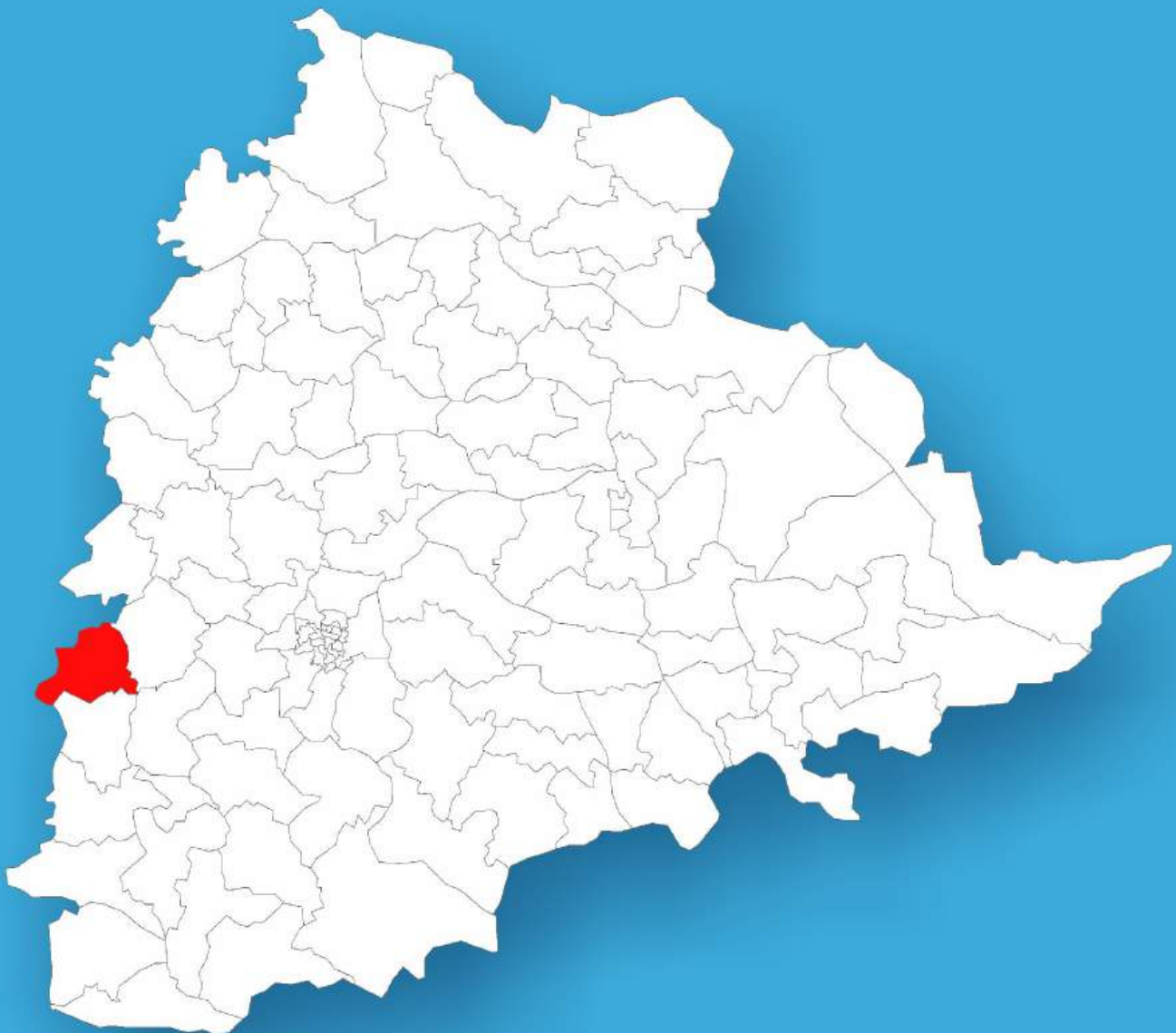




Telangana

Assembly Factbook™

Tandur Assembly Constituency



Key Electoral Data of Tandur
Assembly Constituency (Vidhan Sabha)

Telangana

Assembly Factbook™

Tandur Assembly Constituency



Tandur Vidhan Sabha

Editor & Director

Dr. R.K. Thukral

Research Editor

Dr. Shafeeq Rahman

**Compiled, Researched and Published by
Datanet India Pvt. Ltd.**

D-100, 1st Floor,

Okhla Industrial Area, Phase-I,

New Delhi- 110020.

Ph.: 91-11- 43580781-84

Email : support@indiastatpublications.com

Website : www.indiastatelections.com

Online Book Store :

www.indiastatpublications.com

Report No. : AFB/TS-056-0125

ISBN : 978-93-6219-121-2

First Edition : January, 2018

Eighth Updated Edition : January, 2025

Price : Rs.11500/-

US\$ 310

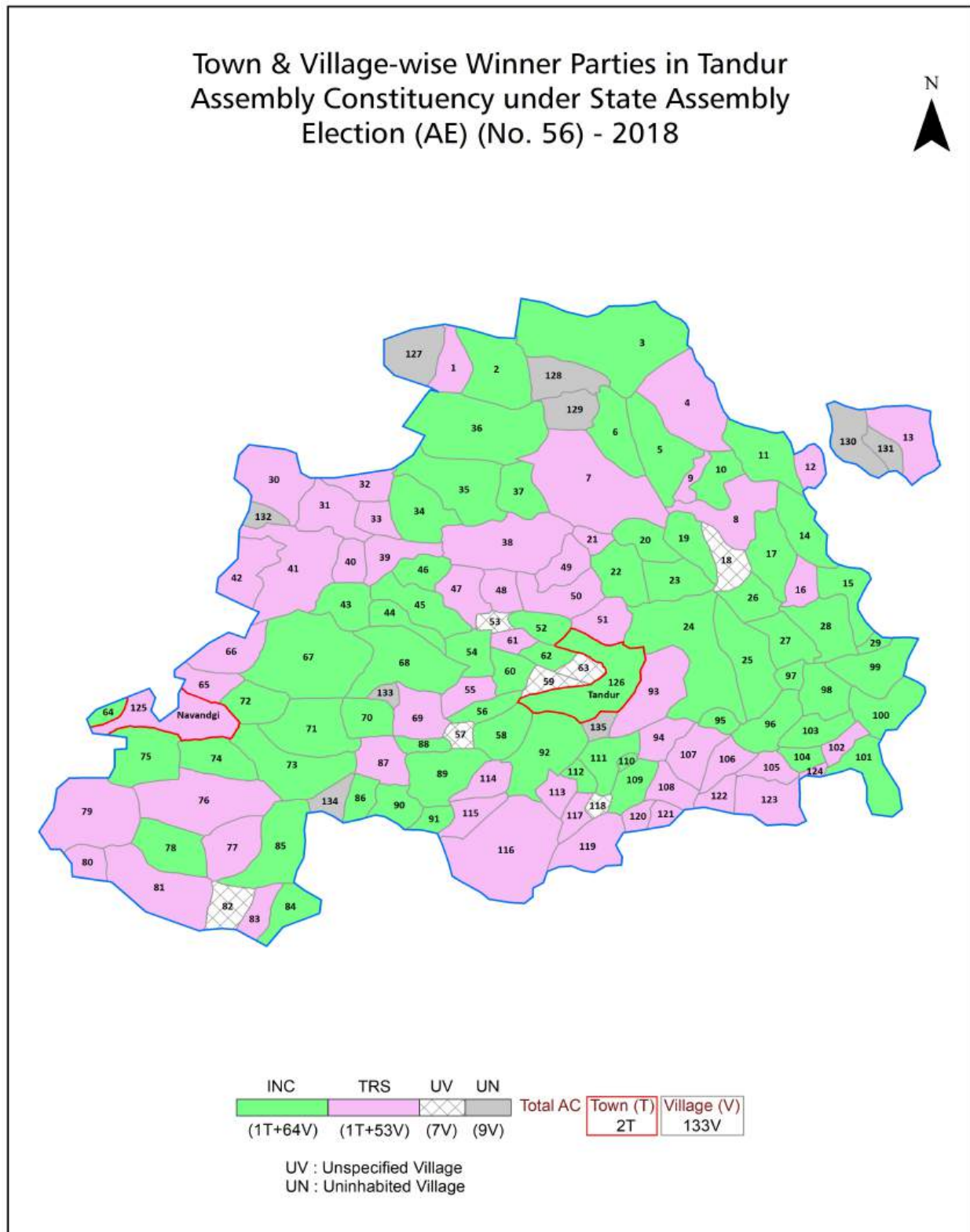
© Datanet India Pvt. Ltd.

All rights reserved. No part of this book may be reproduced, stored in a retrieval system or transmitted in any form or by any means, mechanical photocopying, photographing, scanning, recording or otherwise without the prior written permission of the publisher. Please refer to Disclaimer at page no. 196 for the use of this publication.

Printed in India

No.	Particulars	Page No.
	Introduction	
1	Assembly Constituency - (Vidhan Sabha) at a Glance Features of Assembly as per Delimitation Commission of India (2008)	1-2
	Location and Political Maps	
2	Location Map Boundaries of Assembly Constituency - (Vidhan Sabha) in District Boundaries of Assembly Constituency under Parliamentary Constituency - (Lok Sabha) Town & Village-wise Winner Parties- 2024-PE, 2023-AE, 2019-PE, 2018-AE, 2014-AE, 2009-PE and 2009-AE	3-11
	Administrative Setup (2011)	
3	District Sub-district Towns Villages Inhabited Villages Uninhabited Villages Village Panchayat Intermediate Panchayat	12-19
	Demographics (2011)	
4	Population Households Rural/Urban Population Towns and Villages by Population Size Sex Ratio (Total & 0-6 Years) Religious Population Social Population Literacy Rate	20-21
	Electoral Features	
5	Important Dates of Last Elections Held Electors by Gender Service Electors Voters Voters Turnout Polling Stations & Average Number of Electors per Polling Station Electors by Age Group Present Elected Representatives	22-27
	Historical Summary Election Results	
6	Vote Share of Major Parties Winning Margin (Number & Percentage) Polarity of Parties Summary Result of Assembly Segment of Parliamentary Election 2024, 2019, 2014, 2009, 2004 and 1999 Summary Result of Assembly Elections 2023, 2018, 2014, 2009, 2004, 1999, 1994, 1989, 1985, 1983, 1978, 1972, 1967 and 1962	28-49
	Polling Station Level Election Results	
7	Name and Number of Polling Station 2024-PE, 2023-AE, 2019-PE, 2018-AE, 2014-AE, 2009-PE and 2009-AE Polling Station-wise Electors, Voters & Voters Turnout 2024-PE, 2023-AE, 2019-PE, 2018-AE, 2014-AE, 2009-PE and 2009-AE Polling Station wise Elections Results 2024-PE, 2023-AE, 2019-PE, 2018-AE, 2014-AE, 2009-PE and 2009-AE	50-176
	Share of Assembly Constituency	
8	Share of Assembly Constituency - (Vidhan Sabha) in State, District and Parliamentary Constituency - (Lok Sabha)	177
	Socio-Economic Amenities (2011)	
9	Access to Administrative Units Agricultural, Manufacturing and Industrial Commodities Demographic Indicators Education Health & Manpower Drinking Water Supply Sanitation Entertainment and Recreations Infrastructure Power Food Allocation Distribution and Marketing of Agriculture Commodities Infrastructure Transport and Road Infrastructure Communication Banking and Financial Services Land Use Irrigation Source	179-193
10	Abbreviation & Sources	194-195
11	Disclaimer	196

Location & Political Map



Administrative Setup

List of Village Panchayat & Intermediate Panchayat (Block) Name - 2011

Village Name	Village Panchayat Name	Intermediate Panchayat Name
Achuthapur	Achuthapur	Yelal
Adhalipur	Banapur	Yelal
Adkicherla	Adkicherla	Peddemul
Agnoor	Agnoor	Yelal
Allapur (Basheerabad)	Inderched	Basheerabad
Allapur .S.	Sirigiripet, Allapur	Tandur
Amberpet	Bennur	Yelal
Annasagar	Naga Samundar	Yelal
Antaram Buzurg	Antaram Buzurg	Tandur
Athakur	Athakur	Peddemul
Bahadurpur	Khasimpur	Basheerabad
Banapur	Banapur	Yelal
Belkatur	Belkatur	Tandur
Bennur	Bennur	Yelal
Bhagaipalle	Pagdial	Yelal
Bijwar	Bijwar	Tandur
Bonkoor	Bijwar	Tandur
Buddaram	Buddaram	Peddemul
Chandravanha	Chandravanha	Tandur
Chengeshpur	Chengeshpur	Tandur
Chengole	Chengole	Tandur
Chennaram	Chennaram	Yelal
Chintamanipatam	Parwathapur	Tandur
Chittighanapur	Chandravanha	Tandur
Damerched	Damerched	Basheerabad
Devanoor	Devanoor	Yelal
Doulapur	Doulapur	Yelal
Duggapur	Kondapur	Peddemul
Eershetpalle	Gonur	Tandur

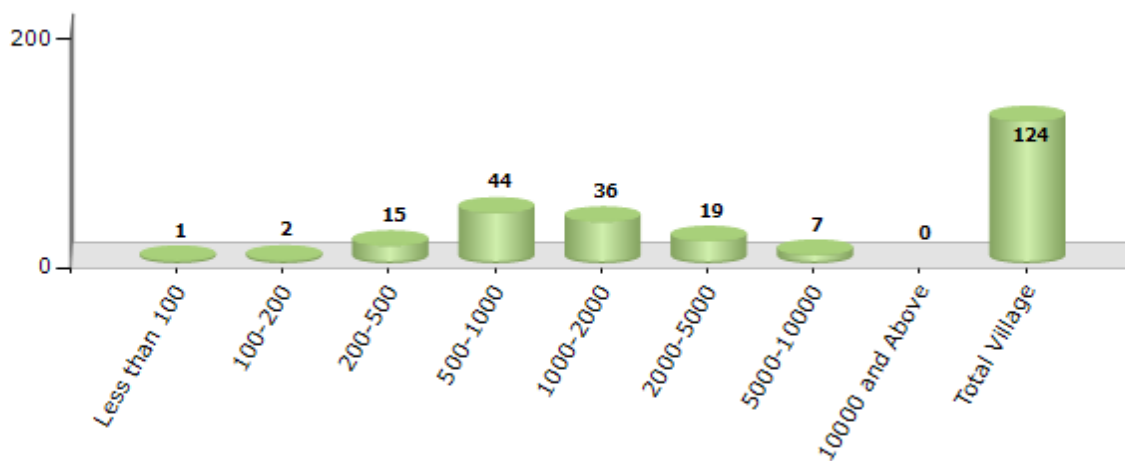
Contd....

Demographics

Number of Villages by Population Size - 2011

Less than 100	100-200	200-500	500-1000	1000-2000	2000-5000	5000-10000	10000 and Above	Total Village
1	2	15	44	36	19	7	0	124

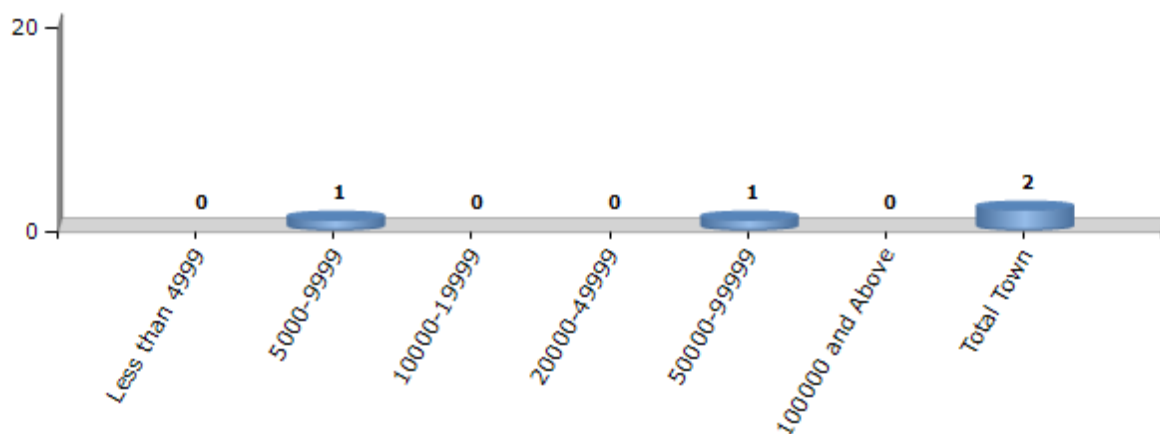
Number of Villages by Population Size - 2011



Number of Towns by Population Size - 2011

Less than 4999	5000-9999	10000-19999	20000-49999	50000-99999	100000 and Above	Total Town
0	1	0	0	1	0	2

Number of Towns by Population Size - 2011



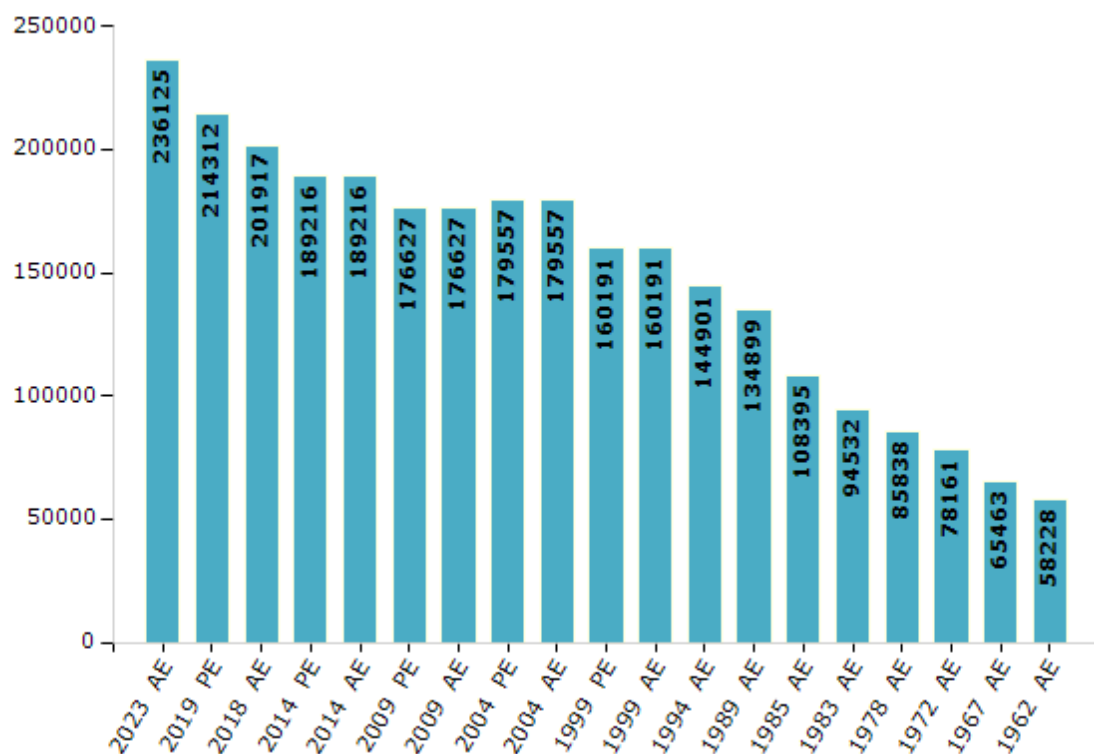
Electoral Features

Electors by Male & Female

Year	Male	Female	Others	Total
2023 AE	115191	120928	6	236125
2019 PE	104750	109554	8	214312
2018 AE	98872	103034	11	201917
2014 PE	93593	95619	4	189216
2014 AE	93593	95619	4	189216
2009 PE	85857	90770	-	176627
2009 AE	85857	90770	-	176627
2004 PE	87249	92308	-	179557
2004 AE	87249	92308	-	179557
1999 PE	78135	82056	-	160191
1999 AE	78135	82056	-	160191

Year	Male	Female	Others	Total
1994 AE	71194	73707	-	144901
1989 AE	65992	68907	-	134899
1985 AE	52528	55867	-	108395
1983 AE	45682	48850	-	94532
1978 AE	41404	44434	-	85838
1972 AE	37746	40415	-	78161
1967 AE	-	-	-	65463
1962 AE	-	-	-	58228
1957 AE	-	-	-	-
1955 AE	-	-	-	-

Number of Electors

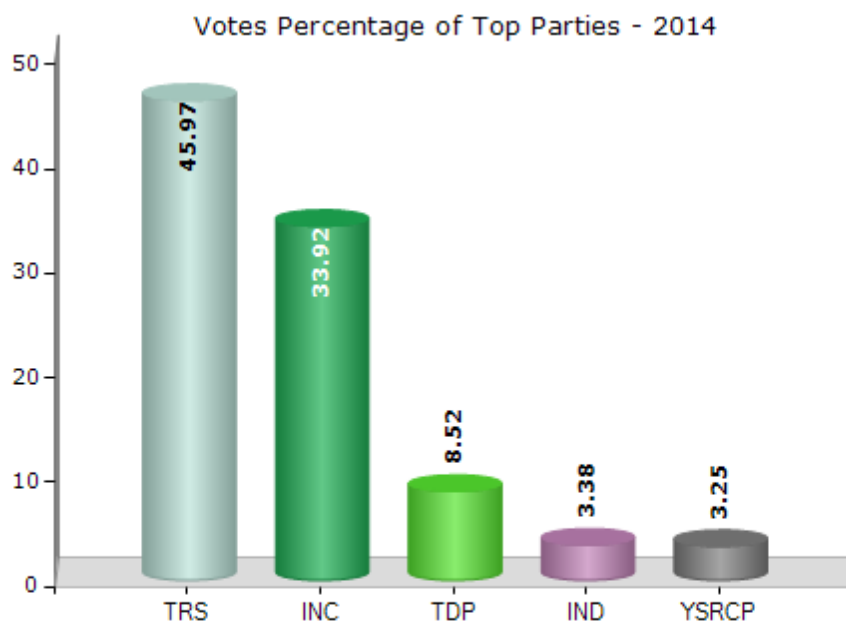


Note : AE : Assembly Election, PE : Assembly Segment of Parliamentary Election

Historical Summary Election Results

Summary Result of Assembly Election - 2014

Candidate Name	Party	Votes	Votes %
P. Mahender Reddy	TRS	61293	45.97
Malkud Narayan Rao	INC	45219	33.92
M Naresh	TDP	11362	8.52
Sri Gopal	IND	4503	3.38
M . Prabhu Kumar	YSRCP	4327	3.25
Chittempally Balaiah	BSP	3151	2.36
Syed Kamal Athar	WPOI	1091	0.82
Allipuram Rajashaker Reddy	AAP	703	0.53
Manya Naik Powar	IND	348	0.26
	NOTA	1327	1



Polling Station Level Election Results

Number and Name of Polling Stations (PS) (2018 AE)

Number of Polling Stations	Name of Polling Stations	Number of Polling Stations	Name of Polling Stations
1	Mandal Parishad Prathamika Patashala Bhavanam Baimidi Tanda	22	Mandal Parishad Upper Primary School, Gazipur
2	Zilla Parishad High School Adkicharla	23	Mandal Parishad Upper Primary School, Gazipur
3	Mandal Parishad Prathamika Patashala Pashapur	24	Mandal Parishad Prathamika Patashala Bhavanam, Buddaram
4	Mandal Parishad Prathamika Patashala Jairam Tanda	25	Zilla Parishad High School, Peddemul
5	Mandal Parishad Prathamika Patashala Bhavanam Omla Nayak Tanda	26	Zilla Parishad High School, Peddemul
6	Mandal Parishad Prathamika Patashala Bhavanam Tattepally	27	Govt. Junior College, Peddemul
7	Mandal Parishad Prathamika Patashala Bhavanam, Tattepally	28	Zilla Parishad High School, Peddemul
8	Mandal Parishad Prathamika Patashala Bhavanam, Tattepally	29	Zilla Parishad High School, Peddemul
9	Mandal Parishad Prathamika Patashala Bhavanam, Tattepally	30	Mandal Parishad Prathamika Patashala Bhavanam Thimsanpally
10	Mandal Parishad Prathamika Patashala Bhavanam Bandamidipally	31	Mandal Parishad Prathamika Patashala Bhavanam, Ogulapur
11	Mandal Parishad Upper Primary School Nagulapally	32	Mandal Parishad Prathamika Patashala Bhavanam, Indole
12	Mandal Parishad Upper Primary School, Nagulapally	33	Zilla Parishad High School, Kot Pally
13	Mandal Parishad Upper Primary School, Gopalpur	34	Zilla Parishad High School, Kotpally
14	Mandal Parishad Prathamika Patashala Bhavanam, Rudraram	35	Zilla Parishad High School, Kotpally
15	Mandal Parishad Prathamika Patashala Bhavanam, Athkuur	36	Mandal Parishad Prathamika Patashala Bhavanam, Kotpally
16	Zilla Parishad High School, Urdu Medium Room No.1 Indur	37	Mandal Parishad Prathamika Patashala Bhavanam, Kotpally
17	Zilla Parishad High School, Urdu Medium, Room No. Indur	38	Mandal Parishad Prathamika Patashala Bhavanam, Kotpally
18	Zilla Parishad High School, Urdu Medium, Room No. Indur	39	Zilla Parishad High School, Marepalli
19	Mandal Parishad Prathamika Patashala Bhavanam, Hanumapur	40	Mandal Parishad Upper Primary School, Janagam
20	Mandal Parishad Prathamika Patashala Bhavanam, Gotlapally	41	Mandal Parishad Upper Primary School, Janagam
21	Mandal Parishad Prathamika Patashala Bhavanam, Girmapur	42	Mandal Parishad Cendra Prathamika Patashala Bhavanam, Mambapur

Contd....

Polling Station Level Election Results

Polling Station-wise Votes Secured by Overall Top Five Parties in Tandur Assembly in Assembly Election (AE) under Chevella Parliamentary Constituency in Telangana (2018)

Number of Polling Station	Winner - Rohith Reddy (INC)	Runner-up - Patnam Mahender Reddy (TRS)	3rd - Patel Ravishanker (BJP)	4th - P.Mahendar Reddy (SMFB)	5th - B.Chandra Shekar Mudiraj (BSP)	NOTA	Other	Total Votes Secured
36	177	314	8	12	3	1	9	524
37	195	266	12	20	4	2	6	505
38	145	296	18	15	5	5	17	501
39	574	347	20	13	8	8	25	995
40	310	237	20	14	8	2	9	600
41	498	298	15	12	6	5	26	860
42	207	299	58	11	6	2	13	596
43	287	289	36	11	4	2	6	635
44	377	238	16	6	1	0	6	644
45	303	244	7	6	2	0	6	568
46	260	203	5	4	1	1	5	479
47	152	113	2	2	5	1	5	280
48	124	226	11	7	5	2	4	379
49	260	231	6	3	18	4	4	526
50	291	284	22	5	7	2	8	619
51	402	313	101	10	10	4	16	856
52	265	240	31	7	2	1	7	553
53	197	292	24	11	1	1	16	542
54	496	333	22	13	18	6	36	924
55	149	283	11	7	1	1	4	456
56	470	423	47	13	4	4	23	984
57	294	577	25	19	17	13	36	981
58	331	333	25	10	10	5	19	733
59	321	362	24	19	6	3	11	746
60	139	263	6	9	0	0	6	423
61	99	276	11	9	5	2	5	407
62	305	233	3	7	1	1	8	558
63	247	265	7	5	3	0	9	536
64	318	236	11	3	3	2	10	583
65	390	430	91	26	8	7	38	990
66	388	335	72	18	12	5	19	849
67	297	410	56	17	12	4	13	809
68	460	188	91	10	15	3	8	775
69	226	197	48	12	2	7	3	495
70	146	594	43	20	14	4	17	838

Contd....

Polling Station Level Election Results

Winner, Runner-up and 3rd Party Position & Winning Margin According to Polling Stations in Tandur Assembly in Assembly Election (AE) under Chevella Parliamentary Constituency in Telangana (2018)

Polling Station Number	Winner Party	Winner Votes (%)	Runner-up Party	Runner-up Votes (%)	Winning Margin Votes (%)	Third Party	Third Party Votes (%)	Other Votes (%)
71	TRS	272 (43.8)	INC	230 (37.04)	42 (6.76)	BJP	87 (14.01)	32 (5.15)
72	TRS	311 (51.92)	INC	221 (36.89)	90 (15.03)	BJP	35 (5.84)	32 (5.34)
73	INC	449 (47.02)	TRS	343 (35.92)	106 (11.1)	BJP	91 (9.53)	72 (7.54)
74	TRS	268 (49.91)	INC	207 (38.55)	61 (11.36)	BJP	25 (4.66)	37 (6.89)
75	INC	212 (48.51)	TRS	180 (41.19)	32 (7.32)	BJP	21 (4.81)	24 (5.49)
76	TRS	312 (53.61)	INC	229 (39.35)	83 (14.26)	SMFB	13 (2.23)	28 (4.81)
77	TRS	390 (50.45)	INC	299 (38.68)	91 (11.77)	BJP	26 (3.36)	58 (7.5)
78	TRS	344 (55.39)	INC	232 (37.36)	112 (18.03)	SMFB	14 (2.25)	31 (4.99)
79	TRS	211 (48.73)	INC	194 (44.8)	17 (3.93)	BJP	19 (4.39)	9 (2.08)
80	INC	113 (54.85)	TRS	77 (37.38)	36 (17.47)	BJP	11 (5.34)	5 (2.43)
81	TRS	328 (52.65)	INC	240 (38.52)	88 (14.13)	SMFB	20 (3.21)	35 (5.62)
82	INC	363 (57.62)	TRS	222 (35.24)	141 (22.38)	SMFB	10 (1.59)	35 (5.56)
83	INC	259 (55.34)	TRS	173 (36.97)	86 (18.37)	BJP	21 (4.49)	15 (3.21)
84	INC	338 (55.05)	TRS	223 (36.32)	115 (18.73)	BJP	27 (4.4)	26 (4.23)
85	INC	321 (52.97)	TRS	226 (37.29)	95 (15.68)	BJP	33 (5.45)	26 (4.29)
86	INC	235 (60.88)	TRS	119 (30.83)	116 (30.05)	BJP	11 (2.85)	21 (5.44)
87	TRS	254 (56.7)	INC	161 (35.94)	93 (20.76)	SMFB	6 (1.34)	27 (6.03)
88	TRS	259 (44.73)	INC	211 (36.44)	48 (8.29)	BJP	89 (15.37)	20 (3.45)
89	TRS	233 (42.29)	INC	228 (41.38)	5 (0.91)	BJP	59 (10.71)	31 (5.63)
90	TRS	479 (54.43)	INC	368 (41.82)	111 (12.61)	BJP	17 (1.93)	16 (1.82)
91	INC	327 (52.24)	TRS	276 (44.09)	51 (8.15)	BJP	7 (1.12)	16 (2.56)
92	INC	350 (52.87)	TRS	254 (38.37)	96 (14.5)	BJP	18 (2.72)	40 (6.04)
93	INC	349 (55.4)	TRS	225 (35.71)	124 (19.69)	SMFB	24 (3.81)	32 (5.08)
94	TRS	309 (52.2)	INC	240 (40.54)	69 (11.66)	SMFB	14 (2.36)	29 (4.9)
95	TRS	485 (53.83)	INC	374 (41.51)	111 (12.32)	SMFB	12 (1.33)	30 (3.33)
96	TRS	308 (48.66)	INC	282 (44.55)	26 (4.11)	SMFB	21 (3.32)	22 (3.48)
97	INC	345 (61.39)	TRS	187 (33.27)	158 (28.12)	BJP	7 (1.25)	23 (4.09)
98	INC	494 (53.75)	TRS	332 (36.13)	162 (17.62)	BJP	64 (6.96)	29 (3.16)
99	INC	471 (53.89)	TRS	330 (37.76)	141 (16.13)	SMFB	19 (2.17)	54 (6.18)
100	TRS	232 (47.84)	INC	204 (42.06)	28 (5.78)	BJP	27 (5.57)	22 (4.54)
101	TRS	247 (49.11)	INC	203 (40.36)	44 (8.75)	BJP	11 (2.19)	42 (8.35)
102	INC	426 (68.49)	TRS	171 (27.49)	255 (41)	BJP	9 (1.45)	16 (2.57)
103	INC	230 (54.76)	TRS	156 (37.14)	74 (17.62)	BJP	26 (6.19)	8 (1.9)
104	INC	245 (52.02)	TRS	166 (35.24)	79 (16.78)	BJP	41 (8.7)	19 (4.03)
105	INC	339 (58.35)	TRS	205 (35.28)	134 (23.07)	BJP	20 (3.44)	17 (2.93)

Contd....

Socio-Economic Amenities - Rural

Access to Education Facilities

Particulars	Number of Villages (% of Population)				
	Available	Not Available	If Not Available (Distance of Nearest Facility)		
			A	B	C
Govt. Primary School	123 (100)	1 (0)	0 (0)	1 (0)	0 (0)
Private Primary School	14 (20)	110 (80)	0 (0)	0 (0)	0 (0)
Govt. Middle School	53 (69)	71 (31)	35 (16)	33 (14)	1 (0)
Private Middle School	7 (15)	117 (85)	1 (1)	0 (0)	0 (0)
Govt. Secondary School	28 (48)	96 (52)	44 (25)	45 (24)	5 (2)
Private Secondary School	4 (9)	120 (91)	0 (0)	1 (0)	0 (0)
Govt. Senior Secondary School	1 (3)	123 (97)	9 (9)	36 (24)	78 (64)
Private Senior Secondary School	0 (0)	124 (100)	0 (0)	0 (0)	0 (0)
Govt. Arts and Science Degree College	0 (0)	124 (100)	5 (7)	24 (15)	91 (76)
Private Arts and Science Degree College	0 (0)	124 (100)	0 (0)	1 (0)	3 (1)
Govt. Engineering College	0 (0)	124 (100)	0 (0)	0 (0)	28 (20)
Private Engineering College	0 (0)	124 (100)	0 (0)	0 (0)	96 (80)
Govt. Medicine College	0 (0)	124 (100)	0 (0)	0 (0)	28 (20)
Private Medicine College	0 (0)	124 (100)	0 (0)	0 (0)	96 (80)
Govt. Management Institute	0 (0)	124 (100)	0 (0)	0 (0)	28 (20)
Private Management Institute	0 (0)	124 (100)	0 (0)	0 (0)	96 (80)
Govt. Polytechnic	0 (0)	124 (100)	0 (0)	0 (0)	124 (100)
Private Polytechnic	0 (0)	124 (100)	0 (0)	0 (0)	0 (0)
Govt. Vocational Training School/ITI	0 (0)	124 (100)	0 (0)	0 (0)	57 (47)
Private Vocational Training School/ITI	2 (2)	122 (98)	6 (4)	16 (20)	43 (26)
Govt. Non Formal Training Centre	19 (18)	105 (82)	2 (6)	16 (9)	87 (67)
Private Non Formal Training Centre	0 (0)	124 (100)	0 (0)	0 (0)	0 (0)
Govt. School For Disabled	0 (0)	124 (100)	5 (7)	20 (12)	99 (81)
Private School For Disabled	0 (0)	124 (100)	0 (0)	0 (0)	0 (0)
Government Others	0 (0)	124 (100)	0 (0)	0 (0)	0 (0)
Private Others	0 (0)	124 (100)	0 (0)	0 (0)	0 (0)

Note : Distance A : Less than 5 km; B : Between 5-10 km; C : 10+ km.; Source : Data Analysis is based on 2011 Census.

DISCLAIMER

The Terms of Use and Disclaimer of Datanet India Private Limited (hereinafter referred to as "Datanet") for use of this analysis report of **Tandur Assembly Constituency (Tandur Vidhan Sabha)** :-

1. **Assembly Factbook™** is a Registered Trade Mark owned by Datanet.
2. All the maps are sketched and graphical representation only and have not been drawn to the scale and also not to represent the actual geographical area or boundary of the unit.
3. The data for the aforesaid analysis is based on authentic sources and has been culled from the various publications of Census, CSO and NSSO for district and block level data, various central and state government departments, Central & State Elections Commissions and the concerned Returning Officers' releases, Electoral Rolls, Election results and allied publications, internal assessment, surveys, estimates and analysis. Therefore, certain adjustment of data at micro level may have been done to arrive closer to the macro data.
4. Data have been provided on an "As Is" and "As AVAILABLE" basis
5. The colours shown in the maps or diagram and charts of a particular party, alliance or AC are indicative and do not represent them.
6. This publication which includes maps, sheets, graphs and data would be the property under copyright of Datanet only. The user may use these for its internal study, analysis and research purposes. It's public display, re-selling or any commercial uses by the user are not allowed.
7. Datanet has taken due care and caution in compilation and processing of data and allied information, but does not guarantee the accuracy, adequacy or completeness of any information/analysis and will be not responsible for any errors or omissions or for the results obtained from the use of such information/analysis.
8. All the contents for the publication have been culled from various authentic sources and Datanet reasonably believes such sources to be reliable, but does not make any representations, express or implied as to the accuracy or fitness of use of such information. The information or contents of the information/analysis do not constitute advice and should not be relied upon in making (or refraining from making) any decision. Any reliance placed upon the information provided by Datanet is the sole responsibility and strictly at the user's risk.
9. In no event will Datanet be liable for any damages (including, without limitation, damages for loss of business projects, or loss of profits) arising in contract, tort or otherwise from the use of or inability to use any of its contents, or from any action taken (or refrained from being taken) as a result of using the analysis or any of its contents. Datanet its directors, owners, editors, officials, employees, distributor and agents or any associate will not be liable for any errors in the information contained or any consequences arising from the use of the contents of the provided information/analysis.
10. If any provision of these terms and conditions is held invalid or illegal or unenforceable for any reason by any court of competent jurisdiction, such provision shall be severed and the remainder of provisions of the terms and conditions shall continue in full force and effect as if the Term of Use had been executed with the invalid, illegal or unenforceable provision eliminated.
11. If there are any discrepancies in the information provided, please bring it to attention of Datanet for suitable rectification measures.

Buy Online This Complete Book At
Indiastat Publication Book Store

www.indiastatpublications.com

or go directly at

[http://www.indiastatpublications.com/
Assembly_factbook/Telangana/Chevella/ Tandur](http://www.indiastatpublications.com/Assembly_factbook/Telangana/Chevella/Tandur)

 **india**stat**elections**

ISBN : 978-93-6219-121-2



9 789362 191212