



Telangana

# Assembly Factbook™

Bahadurpura Assembly Constituency



Key Electoral Data of Bahadurpura  
Assembly Constituency (Vidhan Sabha)



indiastatpublications

Telangana

# **Assembly Factbook™**

Bahadurpura Assembly Constituency



Bahadurpura Vidhan Sabha

## **Editor & Director**

Dr. R.K. Thukral

## **Research Editor**

Dr. Shafeeq Rahman

## **Compiled, Researched and Published by Datanet India Pvt. Ltd.**

D-100, 1st Floor,

Okhla Industrial Area, Phase-I,  
New Delhi- 110020.

Ph.: 91-11- 43580781-84

Email : support@indiastatpublications.com

Website : www.indiastatelections.com

## **Online Book Store :**

www.indiastatpublications.com

**Report No. :** AFB/TS-069-0123

**ISBN :** 978-93-5293-050-0

**First Edition :** January, 2018

**Sixth Updated Edition :** January, 2023

**Price :** Rs. 11500/-

US\$ 310

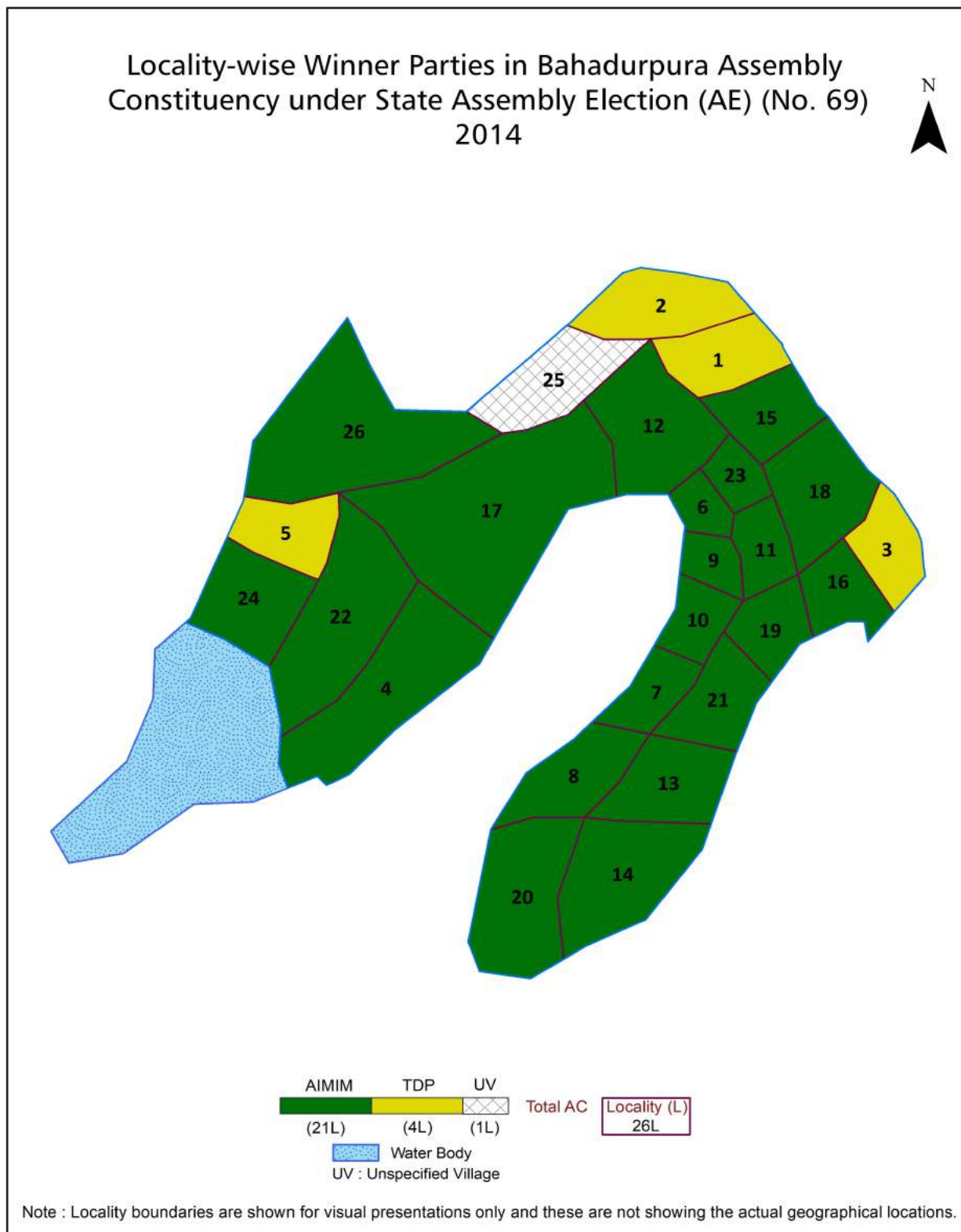
**© Datanet India Pvt. Ltd.**

All rights reserved. No part of this book may be reproduced, stored in a retrieval system or transmitted in any form or by any means, mechanical photocopying, photographing, scanning, recording or otherwise without the prior written permission of the publisher. Please refer to Disclaimer at page no. 180 for the use of this publication.

Printed in India

No.	Particulars	Page No.
	<b>Introduction</b>	
1	Assembly Constituency - (Vidhan Sabha) at a Glance   Features of Assembly as per Delimitation Commission of India (2008)	1-2
	<b>Location and Political Maps</b>	
2	Location Map   Boundaries of Assembly Constituency - (Vidhan Sabha) in District   Boundaries of Assembly Constituency under Parliamentary Constituency - (Lok Sabha)   Locality-wise Winner Parties- 2019-PE, 2018-AE, 2014-PE, 2014-AE, 2009-PE and 2009-AE	3-11
	<b>Administrative Setup (2011)</b>	
3	District   Sub-district   Towns   Villages   Inhabited Villages   Uninhabited Villages   Village Panchayat   Intermediate Panchayat	12
	<b>Demographics (2011)</b>	
4	Population   Households   Rural/Urban Population   Sex Ratio (Total & 0-6 Years)   Religious Population   Social Population   Literacy Rate	13
	<b>Electoral Features</b>	
5	Important Dates of Last Elections Held   Electors by Gender   Service Electors   Voters   Voters Turnout   Polling Stations & Average Number of Electors per Polling Station   Electors by Age Group   Present Elected Representatives	14-19
	<b>Historical Summary Election Results</b>	
6	Vote Share of Major Parties   Winning Margin (Number & Percentage)   Polarity of Parties   Summary Result of Assembly Segment of Parliamentary Election 2019, 2014 and 2009   Summary Result of Assembly Elections 2018, 2014 and 2009	20-29
	<b>Polling Station Level Election Results</b>	
7	Name and Number of Polling Station 2019-PE, 2018-AE, 2014-PE, 2014-AE, 2009-PE and 2009-AE   Polling Station-wise Electors, Voters & Voters Turnout 2019-PE, 2018-AE, 2014-PE, 2014-AE, 2009-PE and 2009-AE   Polling Station wise Elections Results 2019-PE, 2018-AE, 2014-PE, 2014-AE, 2009-PE and 2009-AE	30-175
	<b>Share of Assembly Constituency</b>	
8	Share of Assembly Constituency - (Vidhan Sabha) in State, District and Parliamentary Constituency - (Lok Sabha)	176
9	<b>Abbreviation &amp; Sources</b>	178-179
10	<b>Disclaimer</b>	180

## Location & Political Map

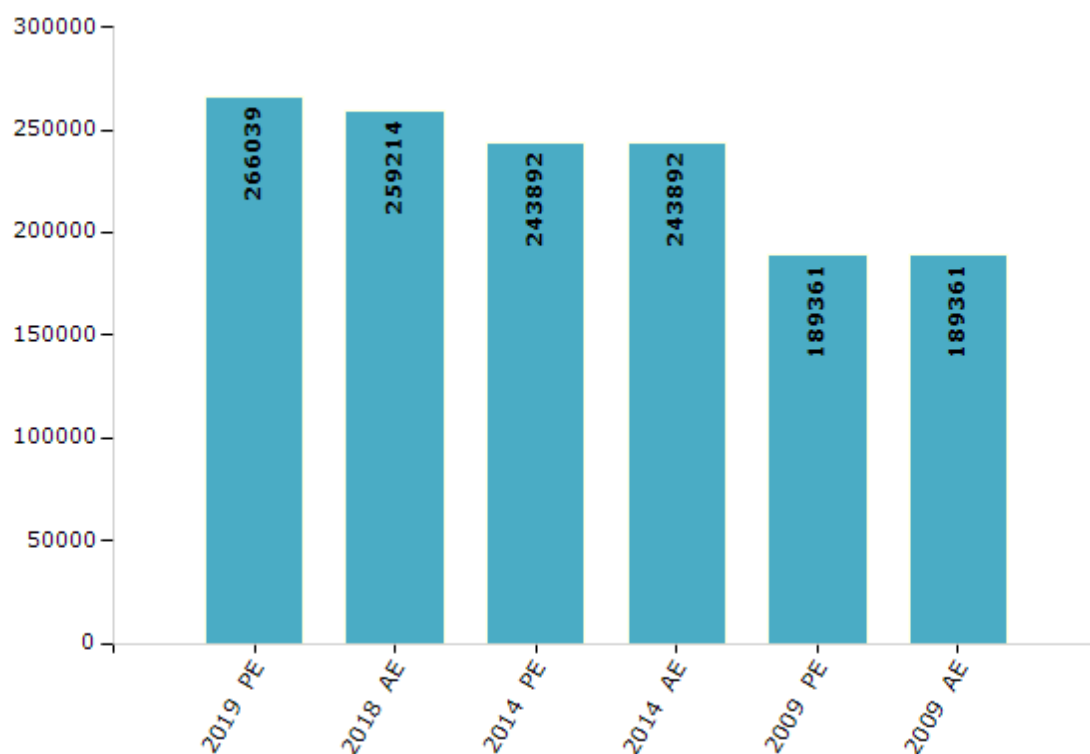


## Electoral Features

### Electors by Male & Female

Year	Male	Female	Others	Total	Year	Male	Female	Others	Total
2019 PE	136752	129238	49	266039	1994 AE	-	-	-	-
2018 AE	133842	125324	48	259214	1989 AE	-	-	-	-
2014 PE	127661	116206	25	243892	1985 AE	-	-	-	-
2014 AE	127661	116206	25	243892	1983 AE	-	-	-	-
2009 PE	95113	94248	-	189361	1978 AE	-	-	-	-
2009 AE	95113	94248	-	189361	1972 AE	-	-	-	-
2004 PE	-	-	-	-	1967 AE	-	-	-	-
2004 AE	-	-	-	-	1962 AE	-	-	-	-
1999 PE	-	-	-	-	1957 AE	-	-	-	-
1999 AE	-	-	-	-	1955 AE	-	-	-	-

Number of Electors



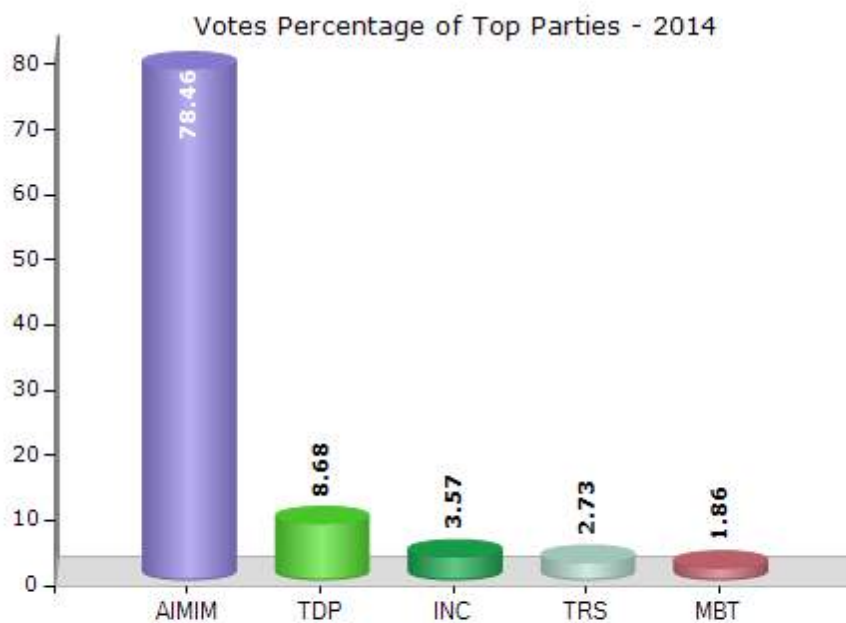
**Note :** AE : Assembly Election, PE : Assembly Segment of Parliamentary Election



## Historical Summary Election Results

### Summary Result of Assembly Election - 2014

Candidate Name	Party	Votes	Votes %
Mohd. Moazam Khan	AIMIM	106874	78.46
Md. Abdul Rahman @ Mahmood	TDP	11829	8.68
Syed Abdul Sami	INC	4857	3.57
Mohd Ziauddin	TRS	3719	2.73
Rashed Hashmi	MBT	2538	1.86
M. Rameshwari Shyamala	YSRCP	1967	1.44
Shaik Naseem Begum	AAP	1647	1.21
S. Khaja Moinuddin	AIACP	601	0.44
Mohd. Munawar	TLP	428	0.31
K. Anil Kumar	IND	333	0.24
Mir Ibrahim Ali	IND	174	0.13
	NOTA	1242	0.91



## Polling Station Level Election Results

### Number and Name of Polling Stations (PS) (2018 AE)

Number of Polling Stations	Name of Polling Stations	Number of Polling Stations	Name of Polling Stations
1	MCH Community Hall, Gandhi Nagar, Gandhi Nagar, Aliyabad	22	Darulalah Upper Primary School, H. No. 19-1-436/A/124, Osman Bagh
2	MCH Community Hall, Gandhi Nagar, Gandhi Nagar, Aliyabad	23	Darulalah Upper Primary School, H. No. 19-1-436/A/124, Osman Bagh
3	Sri Prasanna Gajananda Sevak Samajams Shardha High School H.No 18-4-100, Aliyabad	24	Darulalah Upper Primary School, H. No. 19-1-436/A/124, Osman Bagh
4	Sri Prasanna Gajananda Sevak Samajams Shardha High School H.No 18-4-100, Aliyabad	25	Jupiter Mission Primary School H. No.191436/A/7, Osman Bagh
5	Sri Prasanna Gajananda Sevak Samajams Shardha High School H.No 18-4-100, Aliyabad	26	Jupiter Mission Primary School H. No.191436/A/7, Osman Bagh
6	Sri Prasanna Gajananda Sevak Samajams Shardha High School H.No 18-4-100, Aliyabad	27	Govt. Primary School Doodh Bowli Maharaj Gunj, Kamatipura Room No.1, Dood Bowli
7	Sai Grammar High School Beside H No 183464/A, Rajannabowli, Alia Bad, Aliyabad	28	Govt. Primary School Doodh Bowli Maharaj Gunj, Kamatipura Room No.1, Dood Bowli
8	Sai Grammar High School Beside H No 183464/A, Rajannabowli, Alia Bad, Aliyabad	29	Devi Bagh Community Hall 191884, Bahadur Pura, Devi Bagh
9	Bachpan Academic High School Room No.1, Falaknuma, Aliyabad	30	Devi Bagh Community Hall 191884, Bahadur Pura, Devi Bagh
10	Bachpan Academic High School Room No.1, Falaknuma, Aliyabad	31	St. Gabrial High School H. No. 19-1-983 Gollakidiki, Devi Bagh
11	Mpl. Reading Room City Grandhyala Samastha, Phool Bagh, Aliyabad	32	St. Gabrial High School H. No. 19-1-983 Gollakidiki, Devi Bagh
12	Mpl. Reading Room City Grandhyala Samastha, Phool Bagh, Aliyabad	33	Jupiter Mission High School, H. No. 191436/A/4, Osman Bagh Room No.1, Kamatipura
13	Sacred Hearts School English Medium Coeducation, H.No 18-4-182 Aliabad	34	Lovely Heart Public School, 1911062/1/A, Bondalguda, Kamatipura
14	St. Arbindo School, 18-5-881 Lal Darwaza Mekal Banda, Aliyabad	35	Lovely Heart Public School, 1911062/1/A, Bondalguda, Kamatipura
15	Health Center Mekala Banda Outside La Darwaza, Aliabad	36	Community Hall Bandal Guda Room No.1, Osman Bagh
16	Health Center Mekala Banda Outside La Darwaza, Aliabad	37	Jupiter Mission School 191436/A/4, Devibagh, Osman Bagh
17	Sai Grammer Primary School, Mekala Banda Room No.1, Aliyabad	38	Zam Zam Public School, 192435/80/108, Cri, Misrigunj, Kala Pather
18	Sai Grammer Primary School, Mekala Banda Room No.1, Aliyabad	39	Zam Zam Public School, 192435/80/108, Cri, Misrigunj, Kala Pather
19	Kasturba Girls High School, H. No., 19-1-249, Doodh Bowli	40	Bilal Model School H No-19-2-11/199 Room No.1, Kalepathar
20	Kasturba Girls High School, H. No., 19-1-249, Doodh Bowli	41	Bilal Model School H No-19-2-11/199 Room No.1, Kalepathar
21	Kasturba Girls High School, H. No., 19-1-249, Doodh Bowli	42	Bilal Model School H No-19-2-11/199 Room No.1, Kalepathar

Contd....



## Polling Station Level Election Results

### Polling Station-wise Votes Secured by Overall Top Five Parties in Bahadurpura Assembly in Assembly Election (AE) under Hyderabad Parliamentary Constituency in Telangana (2018)

Number of Polling Station	Winner - Mohd. Moazam Khan (AIMIM)	Runner-up - Mir Inayath Ali Baqri (TRS)	3rd - Haneef Ali (BJP)	4th - Shaik Mohd Kaleemuddin (INC)	5th - Mohammed Sultanuddin (NYP)	NOTA	Other	Total Votes Secured
36	418	32	1	30	15	0	3	499
37	446	41	0	43	4	4	5	543
38	495	33	0	31	13	3	2	577
39	299	24	0	58	5	2	2	390
40	586	22	7	38	11	11	23	698
41	419	14	0	17	8	1	1	460
42	477	29	2	50	7	2	3	570
43	427	24	2	38	5	1	1	498
44	390	31	1	23	5	1	2	453
45	326	10	1	37	4	2	3	383
46	243	12	0	23	6	0	1	285
47	359	18	2	24	3	0	8	414
48	296	18	1	25	4	4	2	350
49	535	22	1	36	7	0	5	606
50	371	26	1	34	9	1	4	446
51	392	26	2	13	11	3	4	451
52	301	20	0	23	3	2	2	351
53	422	22	1	23	3	1	3	475
54	278	13	1	21	2	2	3	320
55	205	24	1	34	4	1	4	273
56	420	39	2	34	9	6	5	515
57	450	41	1	42	9	6	6	555
58	482	59	1	36	8	4	5	595
59	530	52	3	26	22	22	18	673
60	289	14	1	14	8	2	3	331
61	405	26	1	14	7	2	5	460
62	445	41	3	30	6	8	7	540
63	297	19	0	22	12	3	2	355
64	330	28	1	20	5	0	2	386
65	298	10	0	16	6	0	4	334
66	306	20	2	29	12	4	3	376
67	337	15	1	29	5	5	5	397
68	319	19	1	13	6	0	4	362
69	435	26	1	17	15	2	7	503
70	314	6	1	23	5	1	0	350

Contd....

## Polling Station Level Election Results

**Winner, Runner-up and 3rd Party Position & Winning Margin According to Polling Stations in Bahadurpura Assembly in Assembly Election (AE) under Hyderabad Parliamentary Constituency in Telangana (2018)**

Polling Station Number	Winner Party	Winner Votes (%)	Runner-up Party	Runner-up Votes (%)	Winning Margin Votes (%)	Third Party	Third Party Votes (%)	Other Votes (%)
71	AIMIM	452 (86.59)	TRS	24 (4.6)	428 (81.99)	INC	18 (3.45)	28 (5.36)
72	AIMIM	366 (87.14)	INC	23 (5.48)	343 (81.66)	TRS	17 (4.05)	14 (3.33)
73	AIMIM	562 (90.21)	INC	27 (4.33)	535 (85.88)	TRS	18 (2.89)	16 (2.57)
74	AIMIM	340 (83.95)	TRS	28 (6.91)	312 (77.04)	INC	28 (6.91)	9 (2.22)
75	AIMIM	279 (88.01)	INC	16 (5.05)	263 (82.96)	TRS	9 (2.84)	13 (4.1)
76	AIMIM	337 (84.89)	TRS	23 (5.79)	314 (79.1)	INC	19 (4.79)	18 (4.53)
77	AIMIM	502 (81.49)	TRS	53 (8.6)	449 (72.89)	INC	48 (7.79)	13 (2.11)
78	AIMIM	309 (83.51)	TRS	23 (6.22)	286 (77.29)	INC	16 (4.32)	22 (5.95)
79	AIMIM	376 (84.12)	INC	25 (5.59)	351 (78.53)	TRS	22 (4.92)	24 (5.37)
80	AIMIM	251 (71.31)	TRS	38 (10.8)	213 (60.51)	INC	25 (7.1)	38 (10.8)
81	AIMIM	464 (80.84)	TRS	45 (7.84)	419 (73)	INC	43 (7.49)	22 (3.83)
82	AIMIM	376 (85.07)	TRS	22 (4.98)	354 (80.09)	INC	22 (4.98)	22 (4.98)
83	AIMIM	323 (88.01)	TRS	15 (4.09)	308 (83.92)	INC	12 (3.27)	17 (4.63)
84	AIMIM	410 (83.5)	INC	28 (5.7)	382 (77.8)	TRS	23 (4.68)	30 (6.11)
85	AIMIM	290 (86.83)	TRS	17 (5.09)	273 (81.74)	INC	13 (3.89)	14 (4.19)
86	AIMIM	331 (82.13)	TRS	29 (7.2)	302 (74.93)	INC	24 (5.96)	19 (4.71)
87	AIMIM	482 (83.1)	TRS	44 (7.59)	438 (75.51)	INC	29 (5)	25 (4.31)
88	AIMIM	325 (90.03)	INC	14 (3.88)	311 (86.15)	TRS	10 (2.77)	12 (3.32)
89	AIMIM	364 (86.46)	TRS	24 (5.7)	340 (80.76)	INC	19 (4.51)	14 (3.33)
90	AIMIM	388 (77.14)	TRS	40 (7.95)	348 (69.19)	INC	38 (7.55)	37 (7.36)
91	AIMIM	588 (88.29)	TRS	38 (5.71)	550 (82.58)	INC	23 (3.45)	17 (2.55)
92	TRS	200 (45.05)	AIMIM	135 (30.41)	65 (14.64)	BJP	49 (11.04)	60 (13.51)
93	AIMIM	246 (48.71)	TRS	143 (28.32)	103 (20.39)	INC	54 (10.69)	62 (12.28)
94	AIMIM	562 (84.51)	TRS	58 (8.72)	504 (75.79)	INC	22 (3.31)	23 (3.46)
95	AIMIM	601 (86.72)	TRS	46 (6.64)	555 (80.08)	INC	15 (2.16)	31 (4.47)
96	AIMIM	394 (82.95)	TRS	34 (7.16)	360 (75.79)	INC	19 (4)	28 (5.89)
97	AIMIM	478 (86.59)	INC	25 (4.53)	453 (82.06)	NYP	14 (2.54)	35 (6.34)
98	AIMIM	656 (87.58)	TRS	39 (5.21)	617 (82.37)	INC	26 (3.47)	28 (3.74)
99	AIMIM	472 (79.06)	TRS	51 (8.54)	421 (70.52)	INC	37 (6.2)	37 (6.2)
100	AIMIM	386 (87.53)	INC	27 (6.12)	359 (81.41)	TRS	13 (2.95)	15 (3.4)
101	AIMIM	510 (80.82)	TRS	46 (7.29)	464 (73.53)	INC	44 (6.97)	31 (4.91)
102	AIMIM	611 (84.16)	INC	54 (7.44)	557 (76.72)	TRS	27 (3.72)	34 (4.68)
103	AIMIM	498 (84.12)	INC	41 (6.93)	457 (77.19)	TRS	26 (4.39)	27 (4.56)
104	AIMIM	748 (85.19)	INC	76 (8.66)	672 (76.53)	TRS	27 (3.08)	27 (3.08)
105	AIMIM	626 (83.24)	INC	75 (9.97)	551 (73.27)	TRS	28 (3.72)	23 (3.06)

Contd....

## DISCLAIMER

The Terms of Use and Disclaimer of Datanet India Private Limited (hereinafter referred to as "Datanet") for use of this analysis report of **Bahadurpura Assembly Constituency (Bahadurpura Vidhan Sabha)** :-

1. **Assembly Factbook™** is a Registered Trade Mark owned by Datanet.
2. All the maps are sketched and graphical representation only and have not been drawn to the scale and also not to represent the actual geographical area or boundary of the unit.
3. The data for the aforesaid analysis is based on authentic sources and has been culled from the various publications of Census, CSO and NSSO for district and block level data, various central and state government departments, Central & State Elections Commissions and the concerned Returning Officers' releases, Electoral Rolls, Election results and allied publications, internal assessment, surveys, estimates and analysis. Therefore, certain adjustment of data at micro level may have been done to arrive closer to the macro data.
4. Data have been provided on an "As Is" and "As AVAILABLE" basis
5. The colours shown in the maps or diagram and charts of a particular party, alliance or AC are indicative and do not represent them.
6. This publication which includes maps, sheets, graphs and data would be the property under copyright of Datanet only. The user may use these for its internal study, analysis and research purposes. It's public display, re-selling or any commercial uses by the user are not allowed.
7. Datanet has taken due care and caution in compilation and processing of data and allied information, but does not guarantee the accuracy, adequacy or completeness of any information/analysis and will be not responsible for any errors or omissions or for the results obtained from the use of such information/analysis.
8. All the contents for the publication have been culled from various authentic sources and Datanet reasonably believes such sources to be reliable, but does not make any representations, express or implied as to the accuracy or fitness of use of such information. The information or contents of the information/analysis do not constitute advice and should not be relied upon in making (or refraining from making) any decision. Any reliance placed upon the information provided by Datanet is the sole responsibility and strictly at the user's risk.
9. In no event will Datanet be liable for any damages (including, without limitation, damages for loss of business projects, or loss of profits) arising in contract, tort or otherwise from the use of or inability to use any of its contents, or from any action taken (or refrained from being taken) as a result of using the analysis or any of its contents. Datanet its directors, owners, editors, officials, employees, distributor and agents or any associate will not be liable for any errors in the information contained or any consequences arising from the use of the contents of the provided information/analysis.
10. If any provision of these terms and conditions is held invalid or illegal or unenforceable for any reason by any court of competent jurisdiction, such provision shall be severed and the remainder of provisions of the terms and conditions shall continue in full force and effect as if the Term of Use had been executed with the invalid, illegal or unenforceable provision eliminated.
11. If there are any discrepancies in the information provided, please bring it to attention of Datanet for suitable rectification measures.

**Buy Online This Complete Book At**  
**Datanet India eBooks Store**

[www.indiastatpublications.com](http://www.indiastatpublications.com)

or go directly at

[http://www.indiastatpublications.com/  
Assembly\\_factbook/Telangana/Hyderabad/ Bahadurpura](http://www.indiastatpublications.com/Assembly_factbook/Telangana/Hyderabad/Bahadurpura)

 **india**stat**elections**

ISBN : 978-93-5293-050-0

