



Telangana

# Assembly Factbook™

Chandrayangutta Assembly Constituency

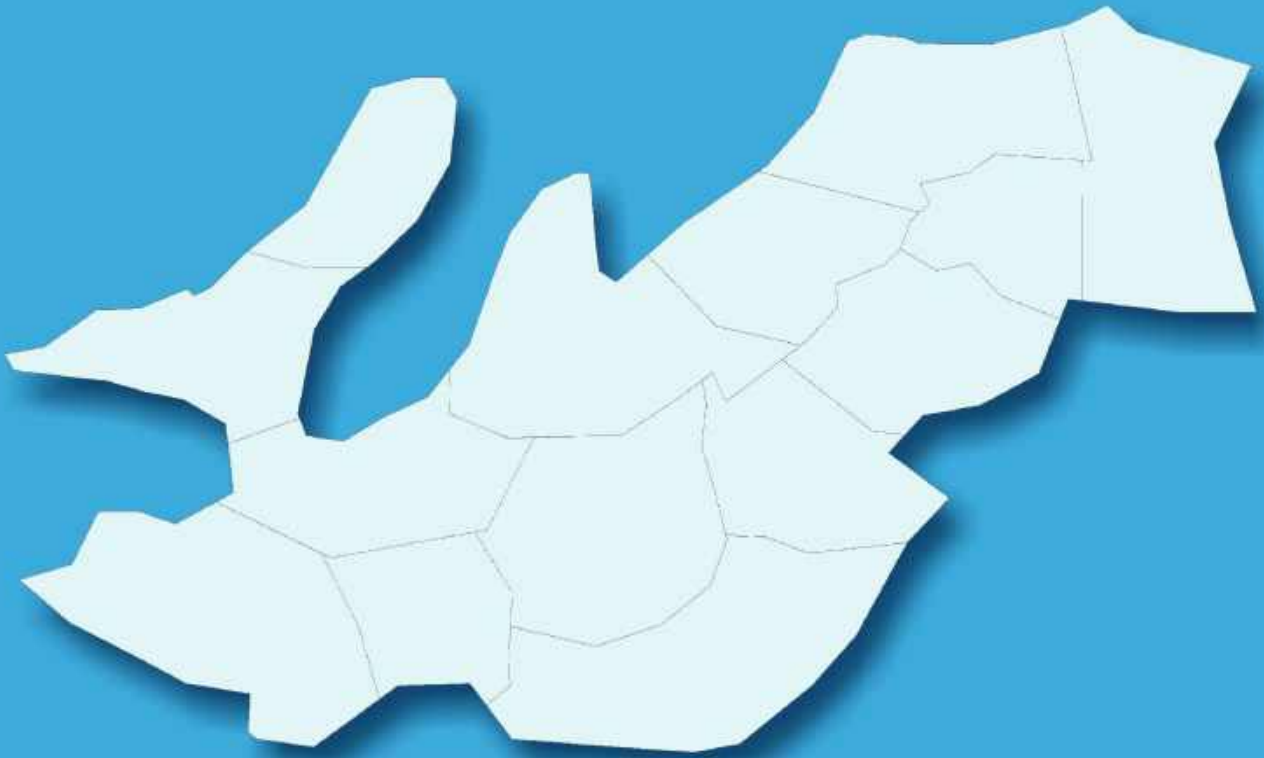


Key Electoral Data of Chandrayangutta  
Assembly Constituency (Vidhan Sabha)

Telangana

# **Assembly Factbook**<sup>TM</sup>

Chandrayangutta Assembly Constituency



Chandrayangutta Vidhan Sabha

## **Editor & Director**

Dr. R.K. Thukral

## **Research Editor**

Dr. Shafeeq Rahman

## **Compiled, Researched and Published by Datanet India Pvt. Ltd.**

D-100, 1st Floor,

Okhla Industrial Area, Phase-I,

New Delhi- 110020.

Ph.: 91-11- 43580781-84

Email : support@indiastatpublications.com

Website : www.indiastatelections.com

## **Online Book Store :**

www.indiastatpublications.com

**Report No. :** AFB/TS-067-0125

**ISBN :** 978-93-6219-583-8

**First Edition :** January, 2018

**Eighth Updated Edition :** January, 2025

**Price :** Rs.11500/-

US\$ 310

**© Datanet India Pvt. Ltd.**

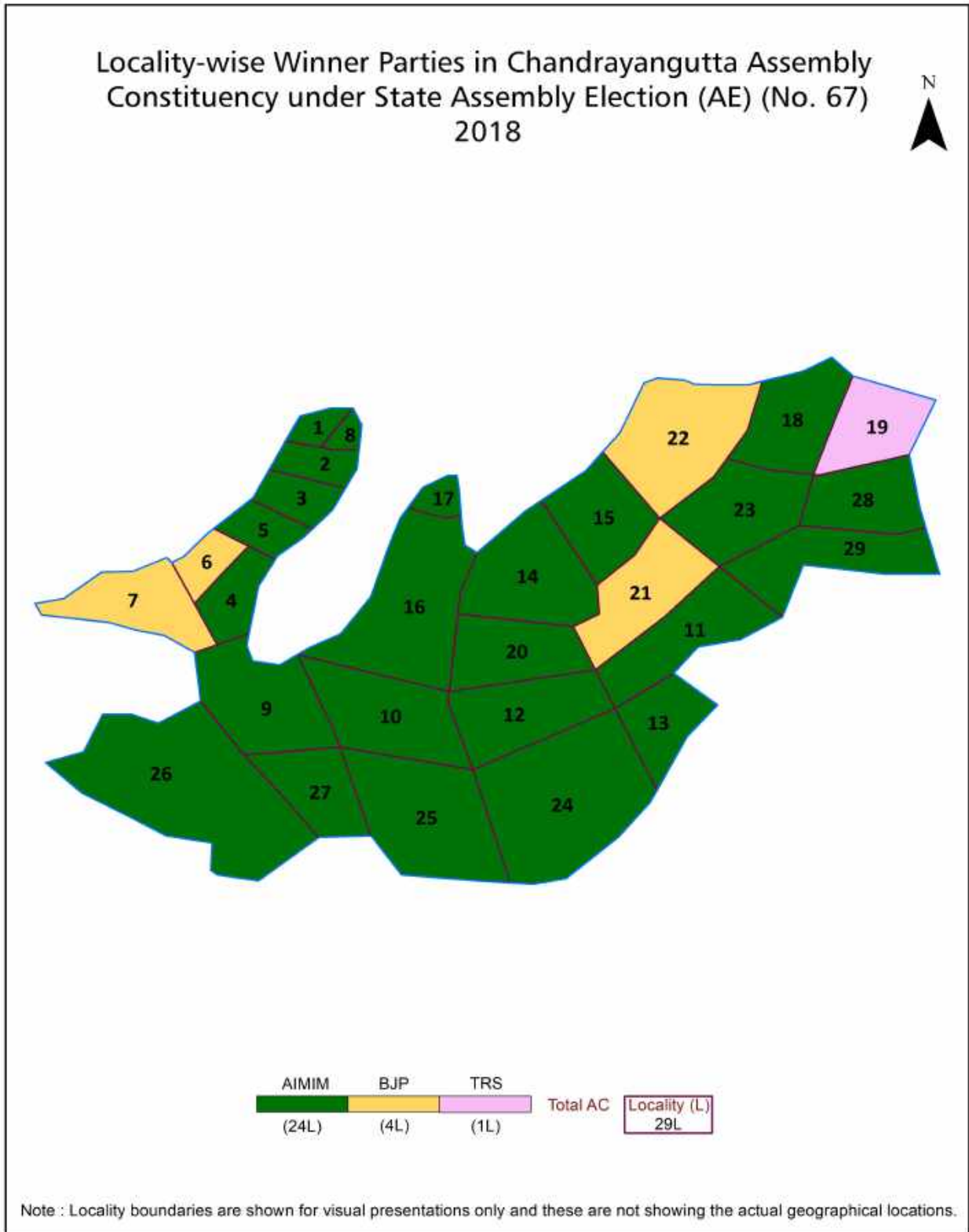
All rights reserved. No part of this book may be reproduced, stored in a retrieval system or transmitted in any form or by any means, mechanical photocopying, photographing, scanning, recording or otherwise without the prior written permission of the publisher. Please refer to Disclaimer at page no. 195 for the use of this publication.

Printed in India

# Contents

No.	Particulars	Page No.
	<b>Introduction</b>	
1	Assembly Constituency - (Vidhan Sabha) at a Glance   Features of Assembly as per Delimitation Commission of India (2008)	1-2
	<b>Location and Political Maps</b>	
2	Location Map   Boundaries of Assembly Constituency - (Vidhan Sabha) in District   Boundaries of Assembly Constituency under Parliamentary Constituency - (Lok Sabha)   Locality-wise Winner Parties- 2024-PE, 2023-AE, 2019-PE, 2018-AE, 2014-PE, 2014-AE, 2009-PE and 2009-AE	3-11
	<b>Administrative Setup (2011)</b>	
3	District   Sub-district   Towns   Villages   Inhabited Villages   Uninhabited Villages   Village Panchayat   Intermediate Panchayat	12
	<b>Demographics (2011)</b>	
4	Population   Households   Rural/Urban Population   Sex Ratio (Total & 0-6 Years)   Religious Population   Social Population   Literacy Rate	13
	<b>Electoral Features</b>	
5	Important Dates of Last Elections Held   Electors by Gender   Service Electors   Voters   Voters Turnout   Polling Stations & Average Number of Electors per Polling Station   Electors by Age Group   Present Elected Representatives	14-19
	<b>Historical Summary Election Results</b>	
6	Vote Share of Major Parties   Winning Margin (Number & Percentage)   Polarity of Parties   Summary Result of Assembly Segment of Parliamentary Election 2024, 2019, 2014, 2009, 2004 and 1999   Summary Result of Assembly Elections 2023, 2018, 2014, 2009, 2004, 1999, 1994, 1989, 1985, 1983 and 1978	20-38
	<b>Polling Station Level Election Results</b>	
7	Name and Number of Polling Station 2024-PE, 2023-AE, 2019-PE, 2018-AE, 2014-PE, 2014-AE, 2009-PE and 2009-AE   Polling Station-wise Electors, Voters & Voters Turnout 2024-PE, 2023-AE, 2019-PE, 2018-AE, 2014-PE, 2014-AE, 2009-PE and 2009-AE   Polling Station wise Elections Results 2024-PE, 2023-AE, 2019-PE, 2018-AE, 2014-PE, 2014-AE, 2009-PE and 2009-AE	39-190
	<b>Share of Assembly Constituency</b>	
8	Share of Assembly Constituency - (Vidhan Sabha) in State, District and Parliamentary Constituency - (Lok Sabha)	191
9	<b>Abbreviation &amp; Sources</b>	193-194
10	<b>Disclaimer</b>	195

Location & Political Map

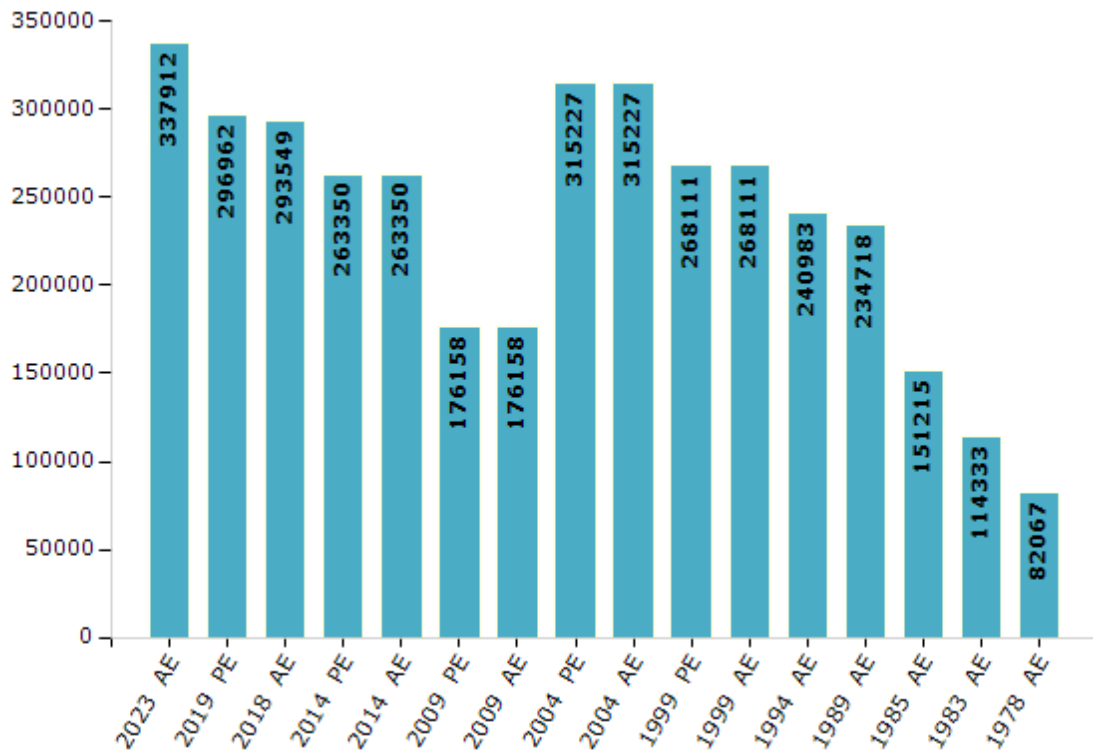


## Electoral Features

### Electors by Male & Female

Year	Male	Female	Others	Total	Year	Male	Female	Others	Total
2023 AE	169038	168842	32	337912	1994 AE	128916	112067	-	240983
2019 PE	150804	146138	20	296962	1989 AE	121166	113552	-	234718
2018 AE	149611	143919	19	293549	1985 AE	79721	71494	-	151215
2014 PE	136269	127049	32	263350	1983 AE	59169	55164	-	114333
2014 AE	136269	127049	32	263350	1978 AE	42646	39421	-	82067
2009 PE	87822	88336	-	176158	1972 AE	-	-	-	-
2009 AE	87822	88336	-	176158	1967 AE	-	-	-	-
2004 PE	160286	154941	-	315227	1962 AE	-	-	-	-
2004 AE	160286	154941	-	315227	1957 AE	-	-	-	-
1999 PE	135364	132747	-	268111	1955 AE	-	-	-	-
1999 AE	135364	132747	-	268111					

Number of Electors



Note : AE : Assembly Election, PE : Assembly Segment of Parliamentary Election

## Historical Summary Election Results

### Summary Result of Assembly Election - 2014

Candidate Name	Party	Votes	Votes %
Akbaruddin Owaisi	AIMIM	80393	59.19
Dr. Khayam Khan	MBT	21119	15.55
M. Prakash Mudiraj	TDP	17391	12.8
Muppidi Seetharam Reddy	TRS	7278	5.36
B.R. Sadanand	INC	5120	3.77
Mohd Samiullah Qureshi	AAP	597	0.44
L. Yadagiri	IND	483	0.36
Md. Dastagir	IND	454	0.33
Kurakula Mallesh	IND	383	0.28
Mohammed Ayub	BSP	383	0.28
K. Nagaraj	IND	375	0.28
Abbas Timimi	IND	307	0.23
Vaman Rao Mehtre	SHS	204	0.15
Shaik Basha	DABAP	187	0.14
V. Shekhar Naik	IND	180	0.13
S Bhaskar	IND	131	0.1
Thudi Anil Kumar	IND	127	0.09
Hamed Ali	IND	118	0.09
V Dinesh	IND	98	0.07
	NOTA	503	0.37

## Polling Station Level Election Results

### Number and Name of Polling Stations (PS) (2018 AE)

Number of Polling Stations	Name of Polling Stations	Number of Polling Stations	Name of Polling Stations
1	"Peace High School, Edi Bazar",Edi Bazar	22	Magnific High School, Indira Nagar,Riyasath Nagar,Indira Nagar,Riyasath Nagar
2	St. Mathews High School, Akber Nagar, Edi Bazar, Edi Bazar	23	Magnific High School, Indira Nagar,Riyasath Nagar,Indira Nagar,Riyasath Nagar
3	Ahle Bait High School, Edi Bazar, Akber Nagar	24	Setwen Building,Riyasath Nagar,Riyasath Nagar
4	Al Hasnath Islamic Mission High School, Akbar Nagar, Edi Bazaar,Akber Nagar	25	Setwen Building,Riyasath Nagar,Riyasath Nagar
5	Al Hasnath Islamic Mission High School, Akbar Nagar, Edi Bazaar,Akber Nagar	26	Shah Readint School,Opp Sbi Bank,Riyasath Nagar,Riyasath Nagar
6	G.H.M.C Community Hall Bund Naka, Edi Bazar,Bund Naka	27	Shah Readint School,Opp Sbi Bank,Riyasath Nagar,Riyasath Nagar
7	Flouresent High School, Edi Bazar,Rajaiaha Bagh,Edi Bazar	28	Raising India High School, Riyasath Nagar,,Riyasath Nagar.
8	Flouresent High School, Edi Bazar,Rajaiaha Bagh,Edi Bazar	29	Cresent High School,Bazar,Lane,Riyasath Nagar,Riyasath Nagar
9	A.B.B.R. Insitute, Moin Bagh, Edi Bazar,Moin Bagh	30	Cresent High School,Bazar,Lane,Riyasath Nagar,Riyasath Nagar
10	A.B.B.R. Insitute, Moin Bagh, Edi Bazar,Moin Bagh	31	St. Jhon High School, Riyasath Nagar,Riyasath Nagar
11	Al Berta High School,Edi Bazar,Edi Bazar,Beside Masooda Function Hall	32	St. Jhon High School, Riyasath Nagar,Riyasath Nagar
12	Al Berta High School,Edi Bazar,Edi Bazar,Beside Masooda Function Hall	33	New Modren School,Moin Bagh,Riyasath Nagar,Riyasath Nagar
13	Al Berta High School,Edi Bazar,Edi Bazar,Beside Masooda Function Hall	34	New Modren School,Moin Bagh,Riyasath Nagar,Riyasath Nagar
14	Flouresent High School, Edi Bazar,Rajaiaha Bagh,Edi Bazar	35	Ghmc Ward Office,Near New Modren School,Riyasath Nagar
15	Flouresent High School, Edi Bazar,Rajaiaha Bagh,Edi Bazar	36	Ghmc Ward Office,Near New Modren School,Riyasath Nagar
16	Rosery Convent Primary School, Raouf Nagar,Riyasath Nagar,Riyasath Nagar	37	Zehera Free School,Moin Bagh Riyasath Nagar, ",Riyasath Nagar, Rakshapuram
17	Rosery Convent Primary School, Raouf Nagar,Riyasath Nagar,Riyasath Nagar	38	Iqra High School, Near Meena Cafe Riyasath Nagar,,Rakshapuram
18	Idrak High School, Rawoof Nagar,Riyasath Nagar,Riyasath Nagar	39	Govt Upper Primary School, Jamal Colony,Rakshapuram,Raj Narsimha Colony
19	Idrak High School, Rawoof Nagar,Riyasath Nagar,Riyasath Nagar	40	Govt Upper Primary School,Urdu Medium, Raj Narsimha Nagar,Rakshapuram
20	Youngs Mans Public Library,Dargha Burhana Shah, ",Riyasath Nagar	41	Govt Upper Primary School, Jamal Colony,Rakshapuram,Raj Narsimha Colony
21	"Madina Mission School, Riyasath Nagar, ",Riyasath Nagar	42	Govt Upper Primary School,Telugu Medium, Raj Narsimha Nagar,Rakshapuram

Contd....



## Polling Station Level Election Results

### Polling Station-wise Votes Secured by Overall Top Five Parties in Chandrayangutta Assembly in Assembly Election (AE) under Hyderabad Parliamentary Constituency in Telangana (2018)

Number of Polling Station	Winner - Akbaruddin Owaisi (AIMIM)	Runner-up - Shahejadi Sayyad (BJP)	3rd - M. Seetha Ram Reddy (TRS)	4th - Esa Bin Obaid Misri (INC)	5th - Mohammed Abdullah Baig (IND)	NOTA	Other	Total Votes Secured
36	353	1	6	22	2	1	8	393
37	575	0	17	23	6	1	4	626
38	809	8	25	41	5	2	21	911
39	573	7	24	52	6	1	2	665
40	570	27	40	64	5	6	12	724
41	556	41	65	60	10	8	9	749
42	414	71	70	73	1	6	4	639
43	353	101	98	61	1	5	17	636
44	132	106	110	71	0	9	6	434
45	72	103	79	50	1	3	4	312
46	259	94	99	59	1	7	5	524
47	171	109	58	44	2	5	6	395
48	189	133	74	36	2	8	12	454
49	106	115	70	44	1	2	3	341
50	71	170	158	41	2	4	17	463
51	19	323	196	48	1	8	16	611
52	21	238	114	22	1	3	6	405
53	22	253	113	33	1	6	4	432
54	48	299	174	34	1	9	10	575
55	24	302	220	49	3	10	16	624
56	15	239	158	26	0	11	10	459
57	10	197	166	13	1	7	0	394
58	7	178	132	26	0	4	12	359
59	4	219	161	28	1	5	16	434
60	16	186	145	29	1	2	15	394
61	6	182	135	15	2	5	13	358
62	179	199	97	27	2	8	30	542
63	409	0	9	22	6	5	7	458
64	326	0	0	11	3	1	3	344
65	446	1	4	9	7	2	7	476
66	295	3	13	21	3	2	5	342
67	395	0	11	31	5	4	3	449
68	547	0	13	25	4	4	8	601
69	308	1	10	14	4	3	6	346
70	287	1	8	16	4	2	3	321

Contd....

## Polling Station Level Election Results

### Winner, Runner-up and 3rd Party Position & Winning Margin According to Polling Stations in Chandrayangutta Assembly in Assembly Election (AE) under Hyderabad Parliamentary Constituency in Telangana (2018)

Polling Station Number	Winner Party	Winner Votes (%)	Runner-up Party	Runner-up Votes (%)	Winning Margin Votes (%)	Third Party	Third Party Votes (%)	Other Votes (%)
71	AIMIM	245 (91.76)	INC	13 (4.87)	232 (86.89)	TRS	6 (2.25)	3 (1.12)
72	AIMIM	427 (86.79)	INC	29 (5.89)	398 (80.9)	TRS	14 (2.85)	22 (4.47)
73	AIMIM	577 (93.06)	INC	22 (3.55)	555 (89.51)	TRS	10 (1.61)	11 (1.77)
74	AIMIM	595 (88.02)	INC	44 (6.51)	551 (81.51)	TRS	19 (2.81)	18 (2.66)
75	AIMIM	581 (86.59)	INC	51 (7.6)	530 (78.99)	TRS	13 (1.94)	26 (3.87)
76	AIMIM	326 (85.79)	INC	18 (4.74)	308 (81.05)	TRS	14 (3.68)	22 (5.79)
77	AIMIM	351 (89.77)	INC	12 (3.07)	339 (86.7)	TRS	9 (2.3)	19 (4.86)
78	AIMIM	515 (86.55)	INC	52 (8.74)	463 (77.81)	TRS	14 (2.35)	14 (2.35)
79	AIMIM	411 (84.57)	INC	30 (6.17)	381 (78.4)	IND (MAB)	15 (3.09)	30 (6.17)
80	AIMIM	450 (89.82)	INC	26 (5.19)	424 (84.63)	IND (MAB)	10 (2)	15 (2.99)
81	AIMIM	538 (85.67)	INC	32 (5.1)	506 (80.57)	TRS	20 (3.18)	38 (6.05)
82	AIMIM	627 (88.06)	INC	43 (6.04)	584 (82.02)	TRS	18 (2.53)	24 (3.37)
83	AIMIM	434 (87.15)	INC	21 (4.22)	413 (82.93)	TRS	13 (2.61)	30 (6.02)
84	AIMIM	425 (85.69)	INC	23 (4.64)	402 (81.05)	TRS	17 (3.43)	31 (6.25)
85	BJP	204 (47.44)	AIMIM	140 (32.56)	64 (14.88)	TRS	50 (11.63)	36 (8.37)
86	BJP	185 (54.09)	TRS	76 (22.22)	109 (31.87)	AIMIM	41 (11.99)	40 (11.7)
87	AIMIM	362 (63.4)	INC	73 (12.78)	289 (50.62)	BJP	65 (11.38)	71 (12.43)
88	BJP	297 (43.23)	TRS	160 (23.29)	137 (19.94)	INC	157 (22.85)	73 (10.63)
89	AIMIM	438 (65.47)	INC	155 (23.17)	283 (42.3)	TRS	37 (5.53)	39 (5.83)
90	AIMIM	335 (75.79)	INC	82 (18.55)	253 (57.24)	TRS	6 (1.36)	19 (4.3)
91	AIMIM	267 (73.15)	INC	76 (20.82)	191 (52.33)	TRS	14 (3.84)	8 (2.19)
92	AIMIM	25 (58.14)	INC	15 (34.88)	10 (23.26)	BJP	2 (4.65)	1 (2.33)
93	AIMIM	281 (66.12)	INC	119 (28)	162 (38.12)	TRS	13 (3.06)	12 (2.82)
94	AIMIM	349 (70.22)	INC	126 (25.35)	223 (44.87)	TRS	9 (1.81)	13 (2.62)
95	AIMIM	365 (74.34)	INC	104 (21.18)	261 (53.16)	TRS	15 (3.05)	7 (1.43)
96	AIMIM	320 (67.65)	INC	134 (28.33)	186 (39.32)	TRS	10 (2.11)	9 (1.9)
97	AIMIM	340 (67.19)	INC	143 (28.26)	197 (38.93)	TRS	13 (2.57)	10 (1.98)
98	AIMIM	402 (74.44)	INC	116 (21.48)	286 (52.96)	TRS	12 (2.22)	10 (1.85)
99	AIMIM	227 (71.61)	INC	77 (24.29)	150 (47.32)	TRS	3 (0.95)	10 (3.15)
100	AIMIM	434 (74.57)	INC	122 (20.96)	312 (53.61)	TRS	13 (2.23)	13 (2.23)
101	AIMIM	190 (78.19)	INC	44 (18.11)	146 (60.08)	TRS	4 (1.65)	5 (2.06)
102	AIMIM	176 (77.88)	INC	41 (18.14)	135 (59.74)	TRS	8 (3.54)	1 (0.44)
103	AIMIM	224 (76.98)	INC	53 (18.21)	171 (58.77)	TRS	6 (2.06)	8 (2.75)
104	AIMIM	162 (72)	INC	47 (20.89)	115 (51.11)	TRS	9 (4)	7 (3.11)
105	AIMIM	256 (80.5)	INC	51 (16.04)	205 (64.46)	TRS	4 (1.26)	7 (2.2)

Contd....

## DISCLAIMER

The Terms of Use and Disclaimer of Datanet India Private Limited (hereinafter referred to as "Datanet") for use of this analysis report of **Chandrayangutta Assembly Constituency (Chandrayangutta Vidhan Sabha) :-**

1. **Assembly Factbook™** is a Registered Trade Mark owned by Datanet.
2. All the maps are sketched and graphical representation only and have not been drawn to the scale and also not to represent the actual geographical area or boundary of the unit.
3. The data for the aforesaid analysis is based on authentic sources and has been culled from the various publications of Census, CSO and NSSO for district and block level data, various central and state government departments, Central & State Elections Commissions and the concerned Returning Officers' releases, Electoral Rolls, Election results and allied publications, internal assessment, surveys, estimates and analysis. Therefore, certain adjustment of data at micro level may have been done to arrive closer to the macro data.
4. Data have been provided on an "As Is" and "As AVAILABLE" basis
5. The colours shown in the maps or diagram and charts of a particular party, alliance or AC are indicative and do not represent them.
6. This publication which includes maps, sheets, graphs and data would be the property under copyright of Datanet only. The user may use these for its internal study, analysis and research purposes. It's public display, re-selling or any commercial uses by the user are not allowed.
7. Datanet has taken due care and caution in compilation and processing of data and allied information, but does not guarantee the accuracy, adequacy or completeness of any information/analysis and will be not responsible for any errors or omissions or for the results obtained from the use of such information/analysis.
8. All the contents for the publication have been culled from various authentic sources and Datanet reasonably believes such sources to be reliable, but does not make any representations, express or implied as to the accuracy or fitness of use of such information. The information or contents of the information/analysis do not constitute advice and should not be relied upon in making (or refraining from making) any decision. Any reliance placed upon the information provided by Datanet is the sole responsibility and strictly at the user's risk.
9. In no event will Datanet be liable for any damages (including, without limitation, damages for loss of business projects, or loss of profits) arising in contract, tort or otherwise from the use of or inability to use any of its contents, or from any action taken (or refrained from being taken) as a result of using the analysis or any of its contents. Datanet its directors, owners, editors, officials, employees, distributor and agents or any associate will not be liable for any errors in the information contained or any consequences arising from the use of the contents of the provided information/analysis.
10. If any provision of these terms and conditions is held invalid or illegal or unenforceable for any reason by any court of competent jurisdiction, such provision shall be severed and the remainder of provisions of the terms and conditions shall continue in full force and effect as if the Term of Use had been executed with the invalid, illegal or unenforceable provision eliminated.
11. If there are any discrepancies in the information provided, please bring it to attention of Datanet for suitable rectification measures.

**Buy Online This Complete Book At**  
**Datanet India eBooks Store**

[www.indiastatpublications.com](http://www.indiastatpublications.com)

or go directly at

[http://www.indiastatpublications.com/  
Assembly\\_factbook/Telangana/Hyderabad/ Chandrayangutta](http://www.indiastatpublications.com/Assembly_factbook/Telangana/Hyderabad/Chandrayangutta)

 **indiastat**elections

ISBN : 978-93-6219-583-8



9 789362 119583 8