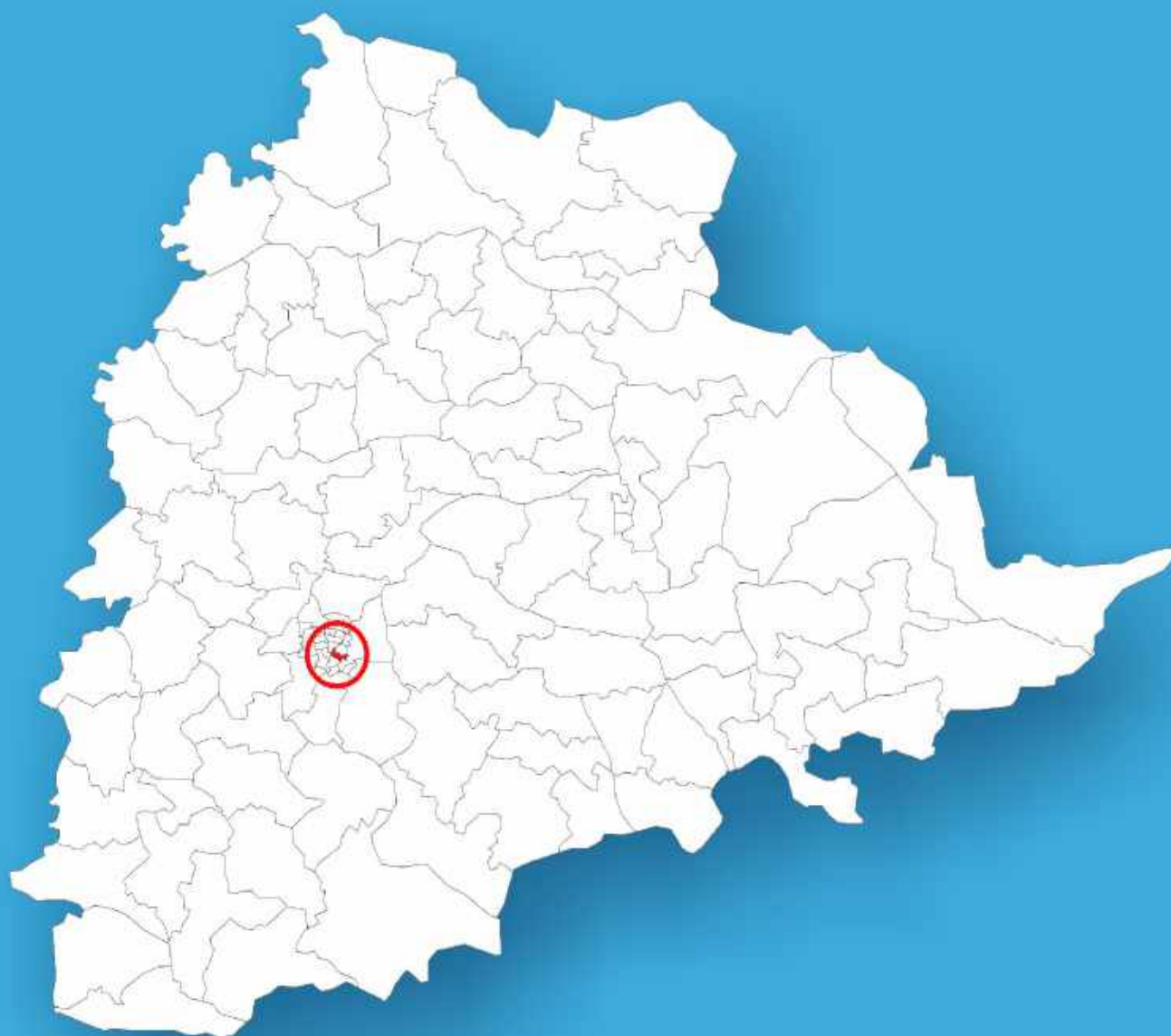




Telangana

Assembly Factbook™

Charminar Assembly Constituency




Key Electoral Data of Charminar
Assembly Constituency (Vidhan Sabha)

Telangana

Assembly Factbook™

Charminar Assembly Constituency



Charminar Vidhan Sabha

Editor & Director

Dr. R.K. Thukral

Research Editor

Dr. Shafeeq Rahman

**Compiled, Researched and Published by
Datanet India Pvt. Ltd.**

D-100, 1st Floor,

Okhla Industrial Area, Phase-I,

New Delhi- 110020.

Ph.: 91-11- 43580781-84

Email : support@indiastatpublications.com

Website : www.indiastatelections.com

Online Book Store :

www.indiastatpublications.com

Report No. : AFB/TS-066-0125

ISBN : 978-93-6219-035-2

First Edition : January, 2018

Eighth Updated Edition : January, 2025

Price : Rs.11500/-

US\$ 310

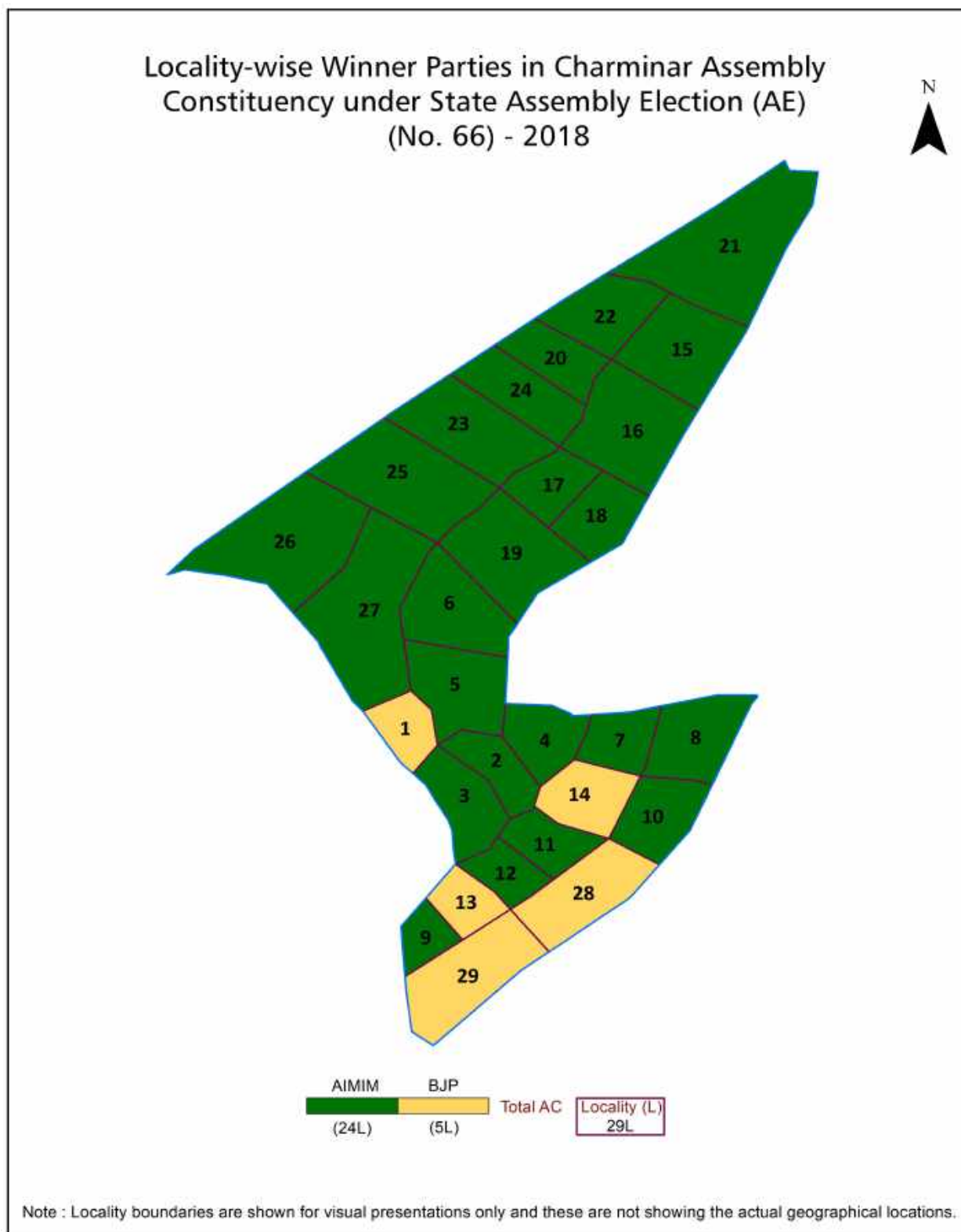
© Datanet India Pvt. Ltd.

All rights reserved. No part of this book may be reproduced, stored in a retrieval system or transmitted in any form or by any means, mechanical photocopying, photographing, scanning, recording or otherwise without the prior written permission of the publisher. Please refer to Disclaimer at page no. 174 for the use of this publication.

Printed in India

No.	Particulars	Page No.
	Introduction	
1	Assembly Constituency - (Vidhan Sabha) at a Glance Features of Assembly as per Delimitation Commission of India (2008)	1-2
	Location and Political Maps	
2	Location Map Boundaries of Assembly Constituency - (Vidhan Sabha) in District Boundaries of Assembly Constituency under Parliamentary Constituency - (Lok Sabha) Locality-wise Winner Parties- 2024-PE, 2023-AE, 2019-PE, 2018-AE, 2014-PE, 2014-AE, 2009-PE and 2009-AE	3-11
	Administrative Setup (2011)	
3	District Sub-district Towns Villages Inhabited Villages Uninhabited Villages Village Panchayat Intermediate Panchayat	12
	Demographics (2011)	
4	Population Households Rural/Urban Population Sex Ratio (Total & 0-6 Years) Religious Population Social Population Literacy Rate	13
	Electoral Features	
5	Important Dates of Last Elections Held Electors by Gender Service Electors Voters Voters Turnout Polling Stations & Average Number of Electors per Polling Station Electors by Age Group Present Elected Representatives	14-19
	Historical Summary Election Results	
6	Vote Share of Major Parties Winning Margin (Number & Percentage) Polarity of Parties Summary Result of Assembly Segment of Parliamentary Election 2024, 2019, 2014, 2009, 2004 and 1999 Summary Result of Assembly Elections 2023, 2018, 2014, 2009, 2004, 1999, 1994, 1989, 1985, 1983, 1978, 1972 and 1967	20-40
	Polling Station Level Election Results	
7	Name and Number of Polling Station 2024-PE, 2023-AE, 2019-PE, 2018-AE, 2014-PE, 2014-AE, 2009-PE and 2009-AE Polling Station-wise Electors, Voters & Voters Turnout 2024-PE, 2023-AE, 2019-PE, 2018-AE, 2014-PE, 2014-AE, 2009-PE and 2009-AE Polling Station wise Elections Results 2024-PE, 2023-AE, 2019-PE, 2018-AE, 2014-PE, 2014-AE, 2009-PE and 2009-AE	41-169
	Share of Assembly Constituency	
8	Share of Assembly Constituency - (Vidhan Sabha) in State, District and Parliamentary Constituency - (Lok Sabha)	170
9	Abbreviation & Sources	172-173
10	Disclaimer	174

Location & Political Map



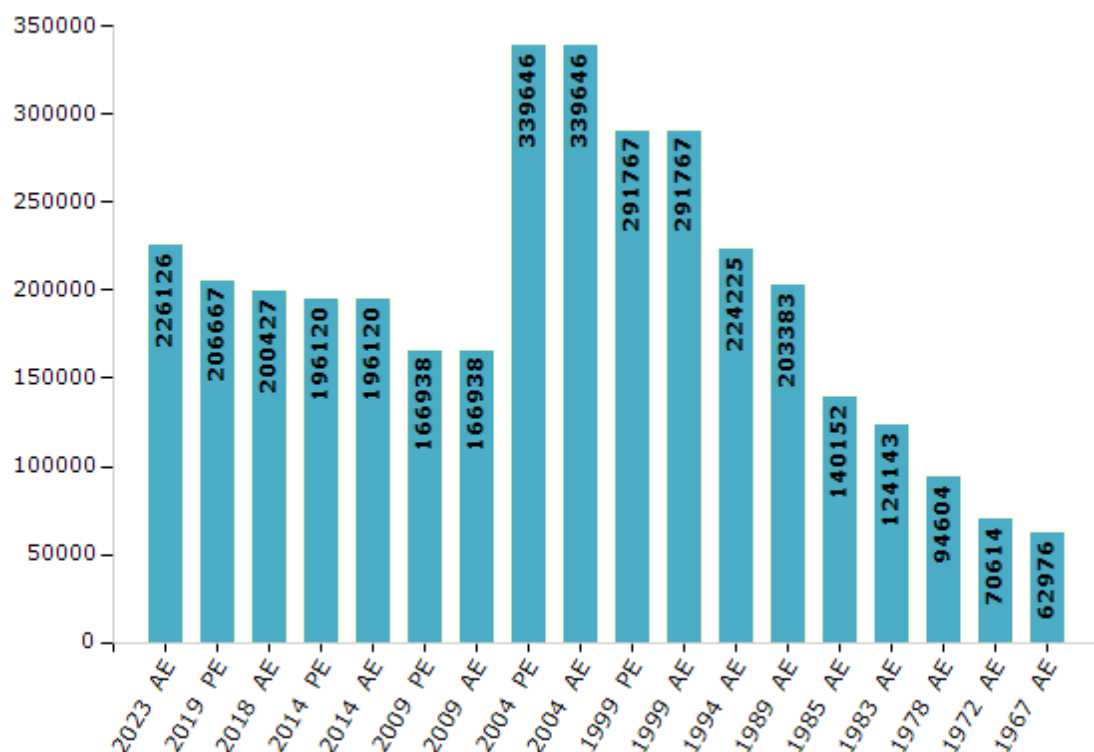
Electoral Features

Electors by Male & Female

Year	Male	Female	Others	Total
2023 AE	118278	107818	30	226126
2019 PE	109554	97092	21	206667
2018 AE	106352	94029	46	200427
2014 PE	105558	90529	33	196120
2014 AE	105558	90529	33	196120
2009 PE	87573	79365	-	166938
2009 AE	87573	79365	-	166938
2004 PE	172695	166951	-	339646
2004 AE	172695	166951	-	339646
1999 PE	148942	142825	-	291767
1999 AE	148942	142825	-	291767

Year	Male	Female	Others	Total
1994 AE	115556	108669	-	224225
1989 AE	104522	98861	-	203383
1985 AE	72817	67335	-	140152
1983 AE	62762	61381	-	124143
1978 AE	48446	46158	-	94604
1972 AE	36427	34187	-	70614
1967 AE	-	-	-	62976
1962 AE	-	-	-	-
1957 AE	-	-	-	-
1955 AE	-	-	-	-

Number of Electors

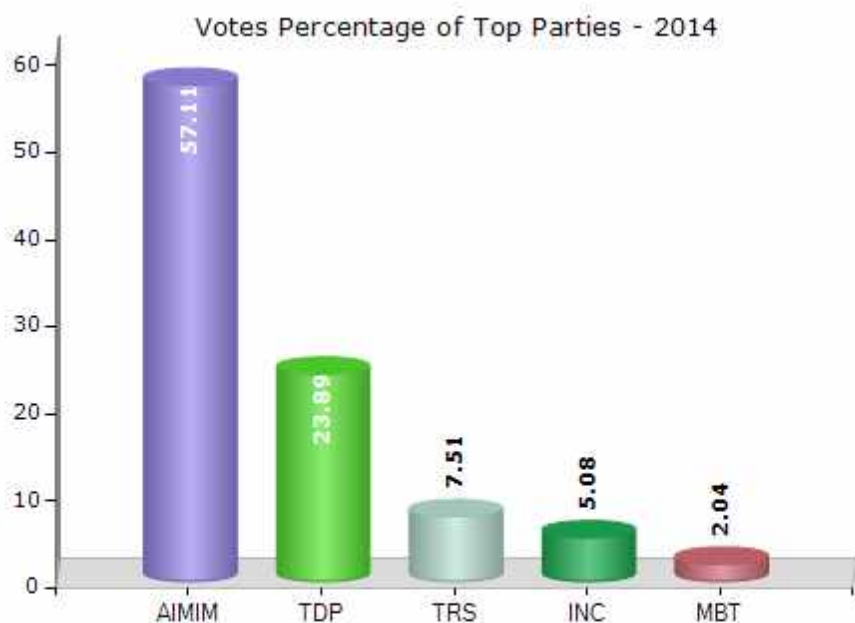


Note : AE : Assembly Election, PE : Assembly Segment of Parliamentary Election

Historical Summary Election Results

Summary Result of Assembly Election - 2014

Candidate Name	Party	Votes	Votes %
Syed Ahmed Pasha Quadri	AIMIM	62941	57.11
M A Basith	TDP	26326	23.89
Mir Inayath Ali Baqri	TRS	8275	7.51
K Venkatesh	INC	5598	5.08
Majid Ahmed Khan	MBT	2244	2.04
Mir Mohammed Ali	AAP	1045	0.95
K Ram Kumar	IND	967	0.88
T Srinivasa Rao	YSRCP	681	0.62
Sreekrishana	BSP	303	0.27
Kanta Devi	TECPI	255	0.23
Madhununthni Srinivas	IND	200	0.18
P. Gopal	TPS	176	0.16
Md Ayub Khan	JaSPa	153	0.14
Bhagwan Das Sanklu	IND	90	0.08
	NOTA	958	0.87



Polling Station Level Election Results

Number and Name of Polling Stations (PS) (2018 AE)

Number of Polling Stations	Name of Polling Stations	Number of Polling Stations	Name of Polling Stations
1	Govt. Boys Upper Primary School, Kunta Yadgar Hus,Harijan Wada, Purana Pool, Puranapool	22	Jamia Nizamia, Shibli Gunj,H No 20-3-160/3, Dood Bowli
2	Govt. Boys Upper Primary School, Kunta Yadgar Hus,Harijan Wada, Purana Pool, Puranapul	23	New Model School, 20-3-123/5/B/6,Sanam Galli, Shibli Gunj
3	Modern High School, Baraballi,H.No.20-2-530, Puranapool	24	Jamia Nizamia, Shibli Gunj,H No 20-3-160/3, Rikab Gunj
4	Maheshwari Vidyalaya Bhavan,H.No201395/2,Puranapool, Kuka Ki Tatti	25	Jamia Nizamia, Shibli Gunj,H No 20-3-160/3, Shibli Gunj
5	Maheshwari Vidyalaya Bhavan,H.No201395/2,Puranapool, Kuka Ki Tatti	26	Jamia Nizamia, Shibli Gunj,H No 20-3-160/3, Shibli Gunj
6	Maheshwari Vidyalaya Bhavan,H.No201395/2,Puranapool, Poorana Phool	27	Govt Upper Primary Schoool Shahgunj,H No 20-3-814, Shahgunj
7	Maheshwari Vidyalaya Bhavan,H.No201395/2,Puranapool, Poorana Phool	28	Govt Upper Primary Schoool Shahgunj,H No 20-3-814, Shahgunj
8	Veera Putra Hindi Vidyalaya, Govt Boys Primary,School,(E/M) H.No.20-1-1070/13, Moosa Bowli, Shibli Gunj	29	Jamia Nizamia, Shibli Gunj,H No 20-3-160/3, Shibli Gunj
9	Veera Putra Hindi Vidyalaya, Govt Boys Primary,School,(E/M) H.No.20-1-1070/13, Moosa Bowli, Doodh Bowli	30	Municipal Ward Office Ward No-20,Shahgunj, Shahgunj
10	Veera Putra Hindi Vidyalaya, Govt Boys Primary,School,(E/M) H.No.20-1-1070/13, Moosa Bowli, Poorana Phool	31	Govt Jr College For Girls Hussaini Alam,H No 20-3-1060, Khurshija Devdi
11	Oshin High School,201377 , Purana Pool,Puranapool, Kabutar Khana	32	Govt Jr College For Girls Hussaini Alam,H No 20-3-1060, Khurshija Devdi
12	Oshin High School,201377 , Purana Pool,Puranapool, Doodh Bowli	33	Ghmc Community Hall,Jadadish Huts,Kilwath, Kilwath
13	Oshin High School,201377 , Purana Pool,Puranapool, Dood Bowli	34	Setwin Air Condition Training Hall,,H.No.20-4-217, Motigally, Khilwath
14	Oshin High School,201377 , Purana Pool,Puranapool, Khabutharkhan	35	Ms College For Girls, Room No 1,Kilwath, Charminar
15	Hyd. City Grandhalaya Samatha,H No 20-2-258/12,, Khabutharkhan	36	Goutham Model School,Kilwath, Shahganj
16	Young Model High School, Devdi Bansiraj,Kabuthar Khana, Khabutharkhan	37	Standerd High School,H No 20-4-212/A, Khilwath
17	Young Model High School, Devdi Bansiraj,Kabuthar Khana, Doodh Bowli	38	Visionary Womens Degree Jr Collage,Abdullah Building,Hno.20-4-973/A,Quilwath, Kilwath
18	Kapu Sangam,H No 20-2-753,, Doodh Bowli	39	Visionary Womens Degree Jr Collage,Abdullah Building,Hno.20-4-973/A,Quilwath, Kilwath
19	Radiant Mission School, Room No 1,Doodh Bowli, Doodh Bowli	40	Setwin Air Condition Training Hall,,H.No.20-4-217, Motigally, Moti Galli
20	New Model School, 20-3-123/5/B/6,Sanam Galli, Dood Bowli	41	Ambedkar Community Hall Anand Basti,Room No 1,Anand Basti, Anand Basthi
21	New Model School, 20-3-123/5/B/6,Sanam Galli, Dood Bowli	42	Paragon Model School,H No 20-4-656/C, Kilwath

Contd....

Polling Station Level Election Results

Polling Station-wise Votes Secured by Overall Top Five Parties in Charminar Assembly in Assembly Election (AE) under Hyderabad Parliamentary Constituency in Telangana (2018)

Number of Polling Station	Winner - Mumtaz Ahmed Khan (AIMIM)	Runner-up - T Uma Mahendra (BJP)	3rd - Mohd Ghouse (INC)	4th - Mohammed Salahuddin Lodhi (TRS)	5th - M A Wahab (IND)	NOTA	Other	Total Votes Secured
36	467	1	105	4	1	0	7	585
37	477	1	135	7	5	4	6	635
38	333	4	143	7	0	1	5	493
39	420	1	95	14	7	2	7	546
40	426	4	143	21	4	1	6	605
41	611	2	153	10	6	1	10	793
42	439	2	130	2	3	2	2	580
43	349	23	249	6	2	1	4	634
44	288	102	187	31	4	1	5	618
45	366	12	216	14	5	1	4	618
46	594	6	186	13	10	0	16	825
47	441	5	97	14	2	4	5	568
48	542	1	104	17	5	2	10	681
49	583	2	90	16	8	1	5	705
50	531	0	113	13	4	3	6	670
51	454	0	68	13	9	1	5	550
52	464	0	112	20	6	0	1	603
53	512	2	89	32	15	0	19	669
54	402	1	71	11	6	1	3	495
55	561	3	142	10	8	0	7	731
56	301	84	102	27	3	10	7	534
57	476	1	139	22	1	8	10	657
58	430	1	126	18	1	1	3	580
59	643	2	92	17	2	1	0	757
60	578	0	74	20	5	2	5	684
61	586	0	93	16	9	4	13	721
62	495	0	64	8	5	0	8	580
63	461	1	149	15	7	0	3	636
64	624	1	86	15	4	1	2	733
65	602	1	104	12	7	2	11	739
66	145	229	68	22	1	6	5	476
67	78	335	51	34	1	3	4	506
68	88	316	29	16	0	4	6	459
69	68	310	62	12	1	6	2	461
70	35	343	64	5	0	1	1	449

Contd....

Polling Station Level Election Results

Winner, Runner-up and 3rd Party Position & Winning Margin According to Polling Stations in Charminar Assembly in Assembly Election (AE) under Hyderabad Parliamentary Constituency in Telangana (2018)

Polling Station Number	Winner Party	Winner Votes (%)	Runner-up Party	Runner-up Votes (%)	Winning Margin Votes (%)	Third Party	Third Party Votes (%)	Other Votes (%)
71	BJP	424 (75.99)	AIMIM	58 (10.39)	366 (65.6)	INC	50 (8.96)	26 (4.66)
72	BJP	343 (53.85)	AIMIM	171 (26.84)	172 (27.01)	INC	88 (13.81)	35 (5.49)
73	INC	176 (48.62)	BJP	114 (31.49)	62 (17.13)	AIMIM	52 (14.36)	20 (5.52)
74	AIMIM	189 (42.76)	BJP	175 (39.59)	14 (3.17)	INC	41 (9.28)	37 (8.37)
75	AIMIM	239 (55.2)	BJP	128 (29.56)	111 (25.64)	INC	47 (10.85)	19 (4.39)
76	AIMIM	209 (57.1)	BJP	89 (24.32)	120 (32.78)	INC	34 (9.29)	34 (9.29)
77	AIMIM	266 (51.95)	BJP	126 (24.61)	140 (27.34)	INC	93 (18.16)	27 (5.27)
78	AIMIM	160 (52.29)	BJP	68 (22.22)	92 (30.07)	INC	57 (18.63)	21 (6.86)
79	AIMIM	190 (52.78)	BJP	106 (29.44)	84 (23.34)	INC	35 (9.72)	29 (8.06)
80	BJP	547 (67.7)	INC	109 (13.49)	438 (54.21)	TRS	68 (8.42)	84 (10.4)
81	AIMIM	536 (74.03)	INC	82 (11.33)	454 (62.7)	BJP	71 (9.81)	35 (4.83)
82	BJP	305 (62.63)	INC	84 (17.25)	221 (45.38)	AIMIM	52 (10.68)	46 (9.45)
83	BJP	255 (66.23)	TRS	44 (11.43)	211 (54.8)	AIMIM	42 (10.91)	44 (11.43)
84	AIMIM	330 (56.22)	BJP	155 (26.41)	175 (29.81)	INC	64 (10.9)	38 (6.47)
85	AIMIM	264 (47.06)	BJP	184 (32.8)	80 (14.26)	INC	66 (11.76)	47 (8.38)
86	BJP	329 (58.96)	AIMIM	126 (22.58)	203 (36.38)	INC	57 (10.22)	46 (8.24)
87	AIMIM	244 (48.41)	BJP	167 (33.13)	77 (15.28)	INC	63 (12.5)	30 (5.95)
88	BJP	224 (51.73)	AIMIM	149 (34.41)	75 (17.32)	INC	36 (8.31)	24 (5.54)
89	BJP	490 (75.97)	AIMIM	88 (13.64)	402 (62.33)	INC	46 (7.13)	21 (3.26)
90	BJP	295 (72.66)	AIMIM	54 (13.3)	241 (59.36)	INC	40 (9.85)	17 (4.19)
91	BJP	430 (73.76)	AIMIM	81 (13.89)	349 (59.87)	INC	48 (8.23)	24 (4.12)
92	BJP	393 (82.39)	INC	44 (9.22)	349 (73.17)	AIMIM	24 (5.03)	16 (3.35)
93	BJP	310 (65.68)	AIMIM	94 (19.92)	216 (45.76)	INC	36 (7.63)	32 (6.78)
94	BJP	318 (61.15)	AIMIM	123 (23.65)	195 (37.5)	INC	55 (10.58)	24 (4.62)
95	BJP	303 (79.11)	AIMIM	46 (12.01)	257 (67.1)	INC	19 (4.96)	15 (3.92)
96	BJP	309 (87.04)	AIMIM	23 (6.48)	286 (80.56)	INC	12 (3.38)	11 (3.1)
97	AIMIM	170 (42.93)	INC	81 (20.45)	89 (22.48)	BJP	71 (17.93)	74 (18.69)
98	AIMIM	356 (76.07)	INC	57 (12.18)	299 (63.89)	TRS	27 (5.77)	28 (5.98)
99	AIMIM	152 (31.34)	BJP	127 (26.19)	25 (5.15)	TRS	117 (24.12)	89 (18.35)
100	BJP	169 (32.69)	TRS	156 (30.17)	13 (2.52)	AIMIM	126 (24.37)	66 (12.77)
101	AIMIM	310 (58.82)	TRS	84 (15.94)	226 (42.88)	BJP	64 (12.14)	69 (13.09)
102	TRS	143 (43.73)	BJP	119 (36.39)	24 (7.34)	AIMIM	32 (9.79)	33 (10.09)
103	AIMIM	194 (77.6)	INC	21 (8.4)	173 (69.2)	BJP	18 (7.2)	17 (6.8)
104	AIMIM	276 (56.79)	INC	75 (15.43)	201 (41.36)	BJP	74 (15.23)	61 (12.55)
105	AIMIM	453 (83.89)	INC	42 (7.78)	411 (76.11)	TRS	23 (4.26)	22 (4.07)

Contd....

DISCLAIMER

The Terms of Use and Disclaimer of Datanet India Private Limited (hereinafter referred to as "Datanet") for use of this analysis report of **Charminar Assembly Constituency (Charminar Vidhan Sabha)** :-

1. **Assembly Factbook™** is a Registered Trade Mark owned by Datanet.
2. All the maps are sketched and graphical representation only and have not been drawn to the scale and also not to represent the actual geographical area or boundary of the unit.
3. The data for the aforesaid analysis is based on authentic sources and has been culled from the various publications of Census, CSO and NSSO for district and block level data, various central and state government departments, Central & State Elections Commissions and the concerned Returning Officers' releases, Electoral Rolls, Election results and allied publications, internal assessment, surveys, estimates and analysis. Therefore, certain adjustment of data at micro level may have been done to arrive closer to the macro data.
4. Data have been provided on an "As Is" and "As AVAILABLE" basis
5. The colours shown in the maps or diagram and charts of a particular party, alliance or AC are indicative and do not represent them.
6. This publication which includes maps, sheets, graphs and data would be the property under copyright of Datanet only. The user may use these for its internal study, analysis and research purposes. It's public display, re-selling or any commercial uses by the user are not allowed.
7. Datanet has taken due care and caution in compilation and processing of data and allied information, but does not guarantee the accuracy, adequacy or completeness of any information/analysis and will be not responsible for any errors or omissions or for the results obtained from the use of such information/analysis.
8. All the contents for the publication have been culled from various authentic sources and Datanet reasonably believes such sources to be reliable, but does not make any representations, express or implied as to the accuracy or fitness of use of such information. The information or contents of the information/analysis do not constitute advice and should not be relied upon in making (or refraining from making) any decision. Any reliance placed upon the information provided by Datanet is the sole responsibility and strictly at the user's risk.
9. In no event will Datanet be liable for any damages (including, without limitation, damages for loss of business projects, or loss of profits) arising in contract, tort or otherwise from the use of or inability to use any of its contents, or from any action taken (or refrained from being taken) as a result of using the analysis or any of its contents. Datanet its directors, owners, editors, officials, employees, distributor and agents or any associate will not be liable for any errors in the information contained or any consequences arising from the use of the contents of the provided information/analysis.
10. If any provision of these terms and conditions is held invalid or illegal or unenforceable for any reason by any court of competent jurisdiction, such provision shall be severed and the remainder of provisions of the terms and conditions shall continue in full force and effect as if the Term of Use had been executed with the invalid, illegal or unenforceable provision eliminated.
11. If there are any discrepancies in the information provided, please bring it to attention of Datanet for suitable rectification measures.

Buy Online This Complete Book At
Datanet India eBooks Store

www.indiastatpublications.com

or go directly at

[http://www.indiastatpublications.com/
Assembly_factbook/Telangana/Hyderabad/ Charminar](http://www.indiastatpublications.com/Assembly_factbook/Telangana/Hyderabad/Charminar)

 **indiastat***elections*

ISBN : 978-93-6219-035-2



9 789362 119035 2