



Telangana

Assembly Factbook™

Karwan Assembly Constituency

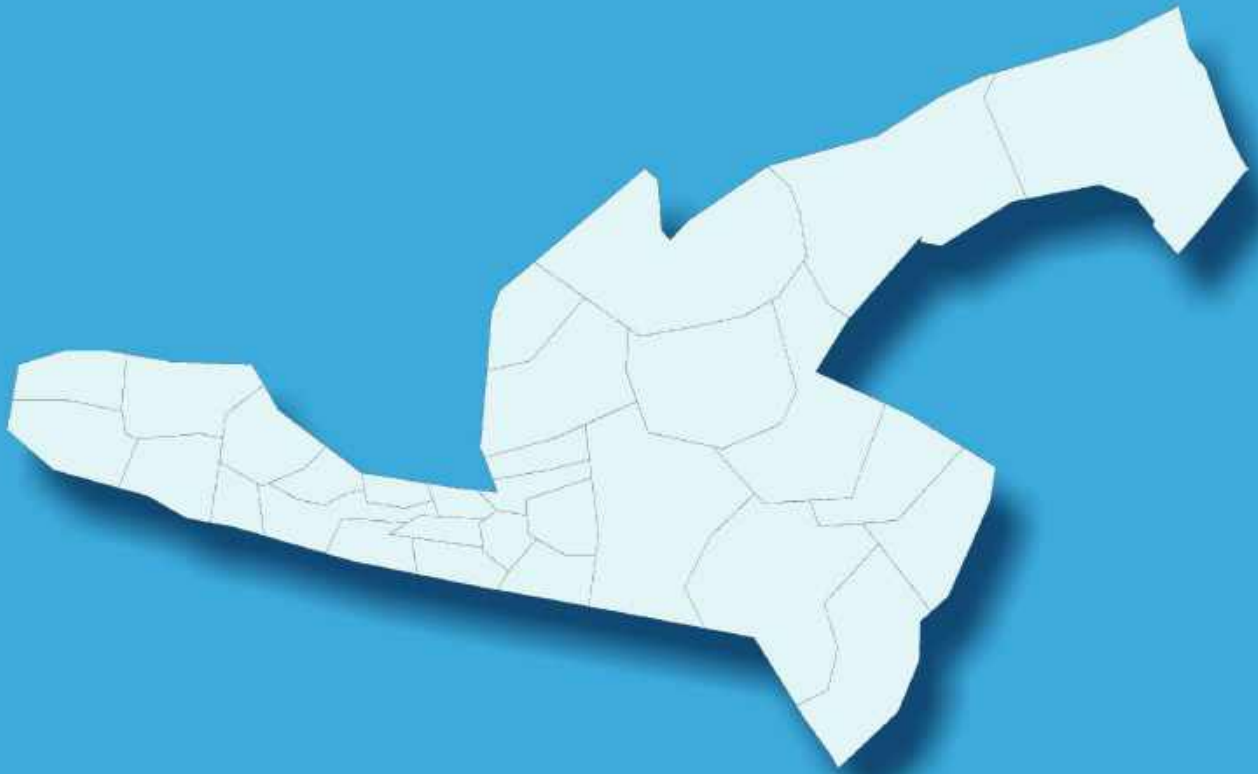


Key Electoral Data of Karwan
Assembly Constituency (Vidhan Sabha)

Telangana

Assembly Factbook™

Karwan Assembly Constituency



Karwan Vidhan Sabha

Editor & Director

Dr. R.K. Thukral

Research Editor

Dr. Shafeeq Rahman

**Compiled, Researched and Published by
Datanet India Pvt. Ltd.**

D-100, 1st Floor,

Okhla Industrial Area, Phase-I,

New Delhi- 110020.

Ph.: 91-11- 43580781-84

Email : support@indiastatpublications.com

Website : www.indiastatelections.com

Online Book Store :

www.indiastatpublications.com

Report No. : AFB/TS-064-0125

ISBN : 978-93-6219-820-4

First Edition : January, 2018

Eighth Updated Edition : January, 2025

Price : Rs.11500/-

US\$ 310

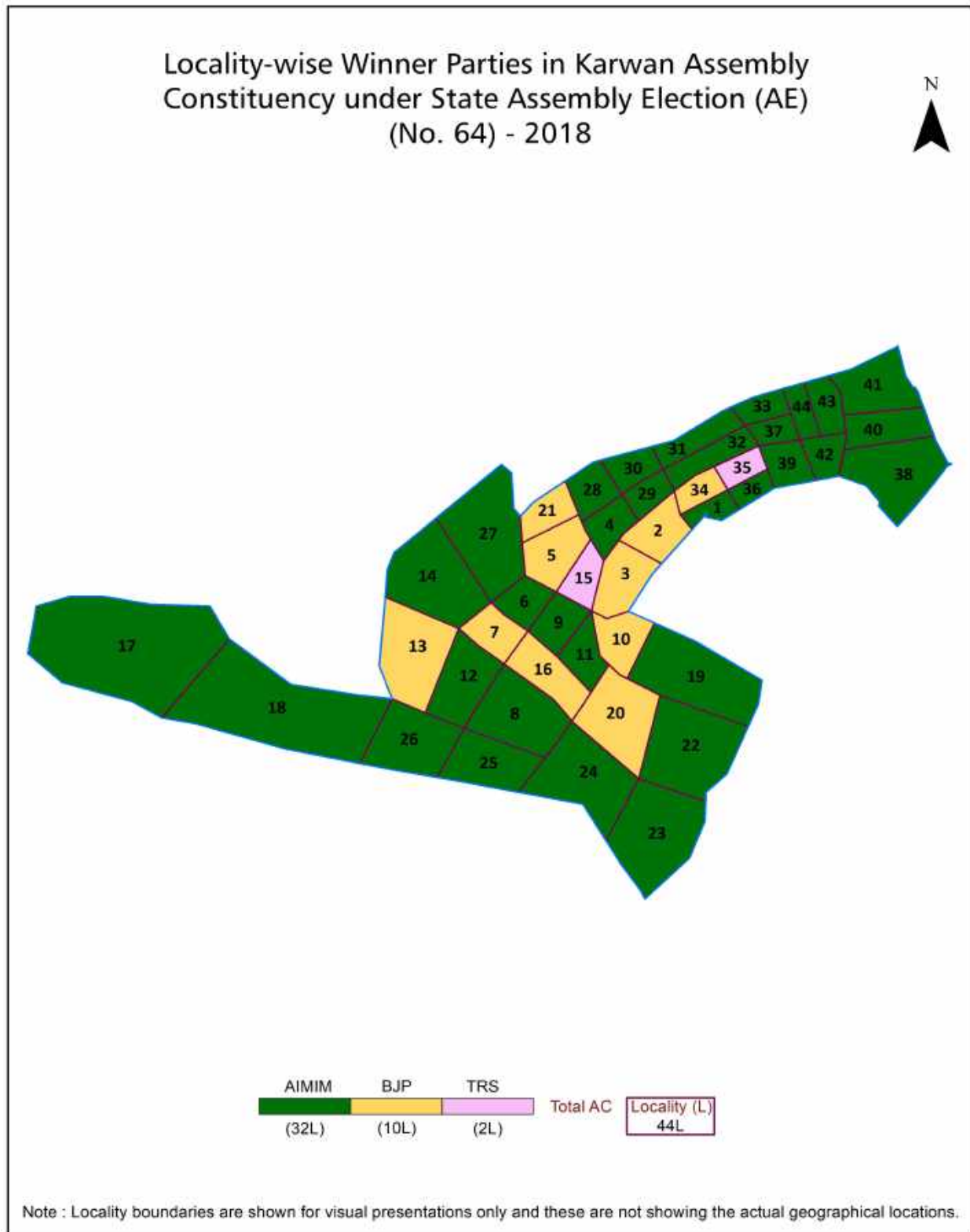
© Datanet India Pvt. Ltd.

All rights reserved. No part of this book may be reproduced, stored in a retrieval system or transmitted in any form or by any means, mechanical photocopying, photographing, scanning, recording or otherwise without the prior written permission of the publisher. Please refer to Disclaimer at page no. 209 for the use of this publication.

Printed in India

No.	Particulars	Page No.
	Introduction	
1	Assembly Constituency - (Vidhan Sabha) at a Glance Features of Assembly as per Delimitation Commission of India (2008)	1-2
	Location and Political Maps	
2	Location Map Boundaries of Assembly Constituency - (Vidhan Sabha) in District Boundaries of Assembly Constituency under Parliamentary Constituency - (Lok Sabha) Locality-wise Winner Parties- 2024-PE, 2023-AE, 2019-PE, 2018-AE, 2014-PE, 2014-AE, 2009-PE and 2009-AE	3-11
	Administrative Setup (2011)	
3	District Sub-district Towns Villages Inhabited Villages Uninhabited Villages Village Panchayat Intermediate Panchayat	12
	Demographics (2011)	
4	Population Households Rural/Urban Population Sex Ratio (Total & 0-6 Years) Religious Population Social Population Literacy Rate	13
	Electoral Features	
5	Important Dates of Last Elections Held Electors by Gender Service Electors Voters Voters Turnout Polling Stations & Average Number of Electors per Polling Station Electors by Age Group Present Elected Representatives	14-19
	Historical Summary Election Results	
6	Vote Share of Major Parties Winning Margin (Number & Percentage) Polarity of Parties Summary Result of Assembly Segment of Parliamentary Election 2024, 2019, 2014, 2009, 2004 and 1999 Summary Result of Assembly Elections 2023, 2018, 2014, 2009, 2004, 1999, 1994, 1989, 1985, 1983 and 1978	20-38
	Polling Station Level Election Results	
7	Name and Number of Polling Station 2024-PE, 2023-AE, 2019-PE, 2018-AE, 2014-PE, 2014-AE, 2009-PE and 2009-AE Polling Station-wise Electors, Voters & Voters Turnout 2024-PE, 2023-AE, 2019-PE, 2018-AE, 2014-PE, 2014-AE, 2009-PE and 2009-AE Polling Station wise Elections Results 2024-PE, 2023-AE, 2019-PE, 2018-AE, 2014-PE, 2014-AE, 2009-PE and 2009-AE	39-204
	Share of Assembly Constituency	
8	Share of Assembly Constituency - (Vidhan Sabha) in State, District and Parliamentary Constituency - (Lok Sabha)	205
9	Abbreviation & Sources	207-208
10	Disclaimer	209

Location & Political Map



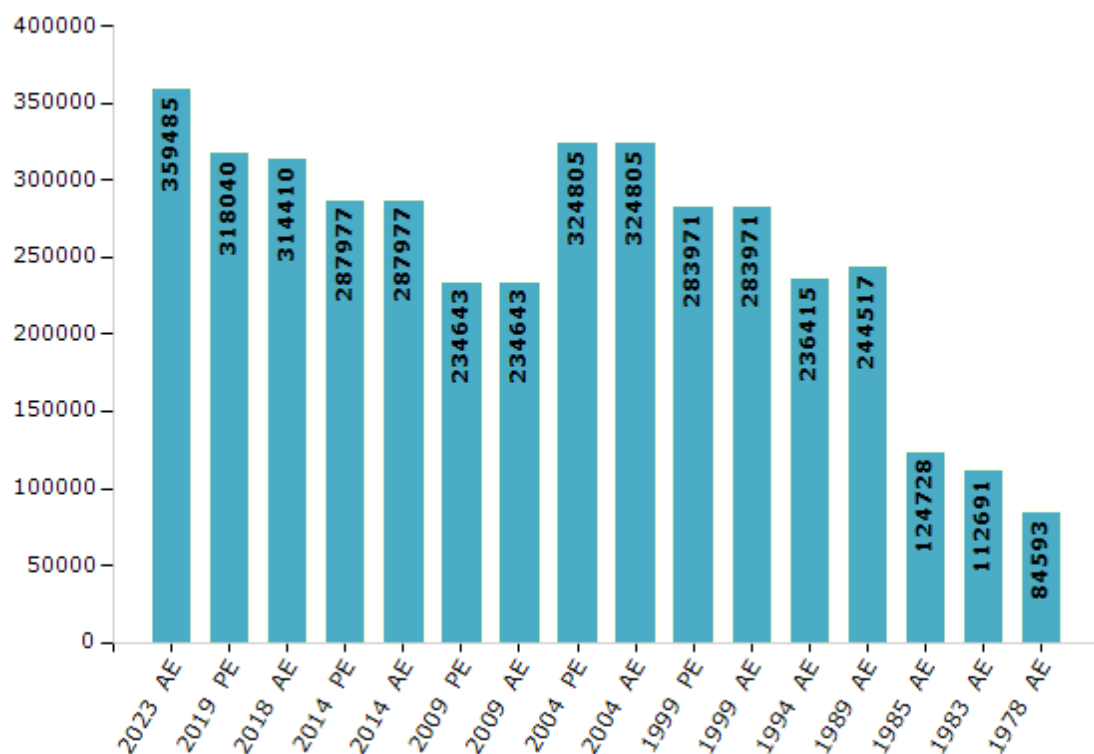
Electoral Features

Electors by Male & Female

Year	Male	Female	Others	Total
2023 AE	184471	175005	9	359485
2019 PE	165819	152215	6	318040
2018 AE	164875	149519	16	314410
2014 PE	154226	133707	44	287977
2014 AE	154226	133707	44	287977
2009 PE	121306	113337	-	234643
2009 AE	121306	113337	-	234643
2004 PE	166171	158634	-	324805
2004 AE	166171	158634	-	324805
1999 PE	147181	136790	-	283971
1999 AE	147181	136790	-	283971

Year	Male	Female	Others	Total
1994 AE	122113	114302	-	236415
1989 AE	133081	111436	-	244517
1985 AE	66164	58564	-	124728
1983 AE	57726	54965	-	112691
1978 AE	43504	41089	-	84593
1972 AE	-	-	-	-
1967 AE	-	-	-	-
1962 AE	-	-	-	-
1957 AE	-	-	-	-
1955 AE	-	-	-	-

Number of Electors



Note : AE : Assembly Election, PE : Assembly Segment of Parliamentary Election

Historical Summary Election Results

Summary Result of Assembly Election - 2014

Candidate Name	Party	Votes	Votes %
Kausar Moinuddin	AIMIM	86391	53.95
Baddam Bal Reddy	BJP	48614	30.36
T. Jeevan Singh	TRS	10760	6.72
T. Roop Singh	INC	6512	4.07
Balakar Srikanthlal	YSRCP	2018	1.26
Md Afzal	AAP	1272	0.79
Guttameddi Vittalaiah	CPM	978	0.61
Anand Goud G	IND	573	0.36
Meesala Gopal Saibaba	LSP	496	0.31
Md Abdullah Reddy Kallem	ESP	477	0.3
Mohd Abdul Raheem	IND	376	0.23
Syed Raheemuddin	BSP	310	0.19
Sandeep Yadav Akula	IND	215	0.13
Poola Arundhathi	PPOI	200	0.12
Nisar Ahmed Baig	IND	164	0.1
Mohd Abdul Azeem (Javeed)	IMPP	99	0.06
Sadhan. P	JAP	87	0.05
	NOTA	587	0.37

Polling Station Level Election Results

Number and Name of Polling Stations (PS) (2018 AE)

Number of Polling Stations	Name of Polling Stations	Number of Polling Stations	Name of Polling Stations
1	Mesco 13-5-741 Mustaidpura, (Tappa Chabtura Road),Badabanda	22	Bharath Abhyudaya High School,Hno 13-3-912 Ziaguda,
2	Mesco 13-5-741 Mustaidpura, (Tappa Chabtura Road),Badabanda	23	Bharath Abhyudaya High School,Hno 13-3-912 Ziaguda,
3	Mesco 13-5-741 Mustaidpura, (Tappa Chabtura Road),Badabanda	24	Vidhyasree Public School,H.No..13-3-1044/1/A, Jiyaguda, Room No.1,Ziaguda
4	Krishnaveni Talent School, 13-3-242/B/3/1,Ziyaguda. Room No .1,Imampura	25	Vidhyasree Public School,H.No..13-3-1044/1/A, Jiyaguda, Room No.1,Ziaguda
5	Krishnaveni Talent School, 13-3-242/B/3/1,Ziyaguda. Room No .1,Imampura	26	Vidhyasree Public School,H.No..13-3-1044/1/A, Jiyaguda, Room No.1,Ziaguda
6	Sri.Veera Shivakakaiah Community Hall/Govt Upper Primary School,13-3-537,Ziaguda Hall, Imampura	27	Vidhyasree Public School,H.No..13-3-1044/1/A, Jiyaguda, Room No.1,Ziaguda
7	Sri.Veera Shivakakaiah Community Hall/Govt Upper Primary School,13-3-537,Ziaguda Hall, Imampura	28	Bharath Abhyudaya High School,Hno 13-3-912 Ziaguda,
8	Govt. Primary School, Bowli Gulab Singh,Opp 13-3-537,Ziaguda	29	Bharath Abhyudaya High School,Hno 13-3-912 Ziaguda,
9	Govt. Primary School, Bowli Gulab Singh,Opp 13-3-537,Ziaguda	30	Bharath Abhyudaya High School,Hno 13-3-912 Ziaguda,
10	Govt. Primary School, Bowli Gulab Singh,Opp 13-3-537,Ziaguda	31	M.C.H. Community Hall, 13-3-1048/336,Indira Nagar, Ziaguda
11	Govt. Primary School, Bowli Gulab Singh,Opp 13-3-537,Ziaguda	32	M.C.H. Community Hall, 13-3-1048/336,Indira Nagar, Ziaguda
12	Vidhyasree Public School,H.No..13-3-1044/1/A, Jiyaguda, Room No.1,Ziaguda	33	Nalanda Grammer High School,,Kulsumpura, Subzimandi
13	Vidhyasree Public School,H.No..13-3-1044/1/A, Jiyaguda, Room No.1,Ziaguda	34	Nalanda Grammer High School,,Kulsumpura, Subzimandi
14	Vidhyasree Public School,H.No..13-3-1044/1/A, Jiyaguda, Room No.1,Ziaguda	35	Nalanda Grammer High School,,Kulsumpura, Subzimandi
15	Vishwa Bharathi High School,(E/M),,Near Mch Ground,Ziaguda	36	Sree Vigneshwar Public School,,Ziaguda
16	Vishwa Bharathi High School,(E/M),,Near Mch Ground,Ziaguda	37	Sree Vigneshwar Public School,,Ziaguda
17	Vishwa Bharathi High School,(E/M),,Near Mch Ground,Ziaguda	38	Durvesh Function Hall,Subzimandi
18	Vishwa Bharathi High School,(E/M),,Near Mch Ground,Ziaguda	39	Durvesh Function Hall,Subzimandi
19	Bharath Abhyudaya High School,Hno 13-3-912 Ziaguda,	40	Govt Primary School(Urdhu Medium)Hno.13-4-85,Subzimandi-1Pannipura, Subzimandi
20	Bharath Abhyudaya High School,Hno 13-3-912 Ziaguda,	41	Govt Primary School(Urdhu Medium)Hno.13-4-85,Subzimandi-1Pannipura, Subzimandi
21	Bharath Abhyudaya High School,Hno 13-3-912 Ziaguda,	42	Govt Primary School(Urdhu Medium)Hno.13-4-85,Subzimandi-1Pannipura, Subzimandi

Contd....

Polling Station Level Election Results

Polling Station-wise Votes Secured by Overall Top Five Parties in Karwan Assembly in Assembly Election (AE) under Hyderabad Parliamentary Constituency in Telangana (2018)

Number of Polling Station	Winner - Kausar Mohiuddin (AIMIM)	Runner-up - Amar Singh (BJP)	3rd - T.Jeevan Singh (TRS)	4th - Osman Bin Mohammed Al Hajri (INC)	5th - Matangi Ramesh Kumar (IND)	NOTA	Other	Total Votes Secured
36	139	334	123	31	2	1	13	643
37	257	78	60	10	5	3	8	421
38	588	35	42	17	4	5	9	700
39	543	16	12	18	3	0	4	596
40	364	82	39	23	3	0	3	514
41	498	15	17	18	5	1	7	561
42	365	39	31	20	2	3	9	469
43	116	256	57	16	2	0	4	451
44	7	378	115	25	3	7	9	544
45	9	449	131	18	2	3	6	618
46	92	433	106	31	4	5	7	678
47	389	167	38	18	3	1	2	618
48	55	388	129	25	1	3	13	614
49	6	318	169	20	3	6	22	544
50	195	291	177	30	4	3	15	715
51	199	232	105	23	3	2	3	567
52	24	290	195	21	2	3	16	551
53	577	90	57	21	1	3	4	753
54	125	467	149	28	4	10	17	800
55	96	348	101	18	1	4	10	578
56	2	295	88	16	2	5	7	415
57	433	63	22	28	1	2	1	550
58	328	85	36	38	1	2	7	497
59	387	311	57	45	3	4	8	815
60	33	317	72	15	1	4	8	450
61	189	171	24	50	3	1	3	441
62	143	376	69	40	0	1	13	642
63	191	348	92	34	7	1	16	689
64	527	65	40	66	0	7	3	708
65	468	67	43	53	2	13	6	652
66	559	3	30	71	7	2	8	680
67	501	42	33	65	6	0	17	664
68	406	69	40	33	3	1	7	559
69	379	75	89	63	2	1	12	621
70	468	59	78	38	0	3	11	657

Contd....

Polling Station Level Election Results

Winner, Runner-up and 3rd Party Position & Winning Margin According to Polling Stations in Karwan Assembly in Assembly Election (AE) under Hyderabad Parliamentary Constituency in Telangana (2018)

Polling Station Number	Winner Party	Winner Votes (%)	Runner-up Party	Runner-up Votes (%)	Winning Margin Votes (%)	Third Party	Third Party Votes (%)	Other Votes (%)
71	AIMIM	769 (90.58)	TRS	36 (4.24)	733 (86.34)	INC	27 (3.18)	17 (2)
72	AIMIM	671 (90.07)	TRS	22 (2.95)	649 (87.12)	INC	22 (2.95)	30 (4.03)
73	BJP	291 (45.97)	AIMIM	254 (40.13)	37 (5.84)	TRS	48 (7.58)	40 (6.32)
74	AIMIM	394 (62.05)	BJP	150 (23.62)	244 (38.43)	TRS	61 (9.61)	30 (4.72)
75	AIMIM	412 (58.03)	BJP	187 (26.34)	225 (31.69)	TRS	70 (9.86)	41 (5.77)
76	BJP	182 (51.85)	TRS	99 (28.21)	83 (23.64)	AIMIM	63 (17.95)	7 (1.99)
77	BJP	271 (65.46)	TRS	98 (23.67)	173 (41.79)	AIMIM	17 (4.11)	28 (6.76)
78	BJP	474 (71.71)	TRS	140 (21.18)	334 (50.53)	INC	23 (3.48)	24 (3.63)
79	BJP	384 (52.67)	TRS	224 (30.73)	160 (21.94)	INC	47 (6.45)	74 (10.15)
80	BJP	243 (52.26)	TRS	172 (36.99)	71 (15.27)	INC	41 (8.82)	9 (1.94)
81	BJP	307 (63.43)	TRS	143 (29.55)	164 (33.88)	INC	19 (3.93)	15 (3.1)
82	BJP	224 (51.03)	TRS	139 (31.66)	85 (19.37)	INC	43 (9.79)	33 (7.52)
83	TRS	180 (45.8)	BJP	131 (33.33)	49 (12.47)	AIMIM	40 (10.18)	42 (10.69)
84	TRS	167 (41.23)	BJP	140 (34.57)	27 (6.66)	AIMIM	70 (17.28)	28 (6.91)
85	BJP	327 (65.4)	TRS	149 (29.8)	178 (35.6)	INC	13 (2.6)	11 (2.2)
86	BJP	232 (48.33)	TRS	213 (44.38)	19 (3.95)	INC	18 (3.75)	17 (3.54)
87	BJP	311 (51.75)	TRS	222 (36.94)	89 (14.81)	INC	44 (7.32)	24 (3.99)
88	BJP	240 (45.11)	TRS	125 (23.5)	115 (21.61)	AIMIM	117 (21.99)	50 (9.4)
89	BJP	194 (51.73)	TRS	85 (22.67)	109 (29.06)	AIMIM	61 (16.27)	35 (9.33)
90	BJP	398 (54.75)	TRS	159 (21.87)	239 (32.88)	INC	102 (14.03)	68 (9.35)
91	AIMIM	274 (41.2)	BJP	197 (29.62)	77 (11.58)	TRS	95 (14.29)	99 (14.89)
92	AIMIM	609 (84.7)	INC	60 (8.34)	549 (76.36)	TRS	29 (4.03)	21 (2.92)
93	AIMIM	713 (88.02)	TRS	38 (4.69)	675 (83.33)	INC	37 (4.57)	22 (2.72)
94	AIMIM	361 (58.79)	BJP	94 (15.31)	267 (43.48)	INC	74 (12.05)	85 (13.84)
95	BJP	132 (36.26)	AIMIM	101 (27.75)	31 (8.51)	TRS	80 (21.98)	51 (14.01)
95A	AIMIM	240 (67.8)	INC	47 (13.28)	193 (54.52)	BJP	33 (9.32)	34 (9.6)
96	AIMIM	254 (41.44)	BJP	140 (22.84)	114 (18.6)	INC	116 (18.92)	103 (16.8)
97	TRS	171 (37.34)	BJP	158 (34.5)	13 (2.84)	INC	82 (17.9)	47 (10.26)
98	AIMIM	124 (36.26)	BJP	76 (22.22)	48 (14.04)	INC	71 (20.76)	71 (20.76)
99	AIMIM	415 (81.05)	INC	49 (9.57)	366 (71.48)	TRS	23 (4.49)	25 (4.88)
100	AIMIM	314 (59.25)	INC	77 (14.53)	237 (44.72)	BJP	70 (13.21)	69 (13.02)
101	AIMIM	257 (45.01)	TRS	119 (20.84)	138 (24.17)	BJP	111 (19.44)	84 (14.71)
102	AIMIM	285 (74.03)	TRS	37 (9.61)	248 (64.42)	INC	34 (8.83)	29 (7.53)
103	BJP	319 (53.98)	TRS	166 (28.09)	153 (25.89)	INC	75 (12.69)	31 (5.25)
104	BJP	288 (44.65)	TRS	194 (30.08)	94 (14.57)	INC	99 (15.35)	64 (9.92)

Contd....

DISCLAIMER

The Terms of Use and Disclaimer of Datanet India Private Limited (hereinafter referred to as "Datanet") for use of this analysis report of **Karwan Assembly Constituency (Karwan Vidhan Sabha)** :-

1. **Assembly Factbook™** is a Registered Trade Mark owned by Datanet.
2. All the maps are sketched and graphical representation only and have not been drawn to the scale and also not to represent the actual geographical area or boundary of the unit.
3. The data for the aforesaid analysis is based on authentic sources and has been culled from the various publications of Census, CSO and NSSO for district and block level data, various central and state government departments, Central & State Elections Commissions and the concerned Returning Officers' releases, Electoral Rolls, Election results and allied publications, internal assessment, surveys, estimates and analysis. Therefore, certain adjustment of data at micro level may have been done to arrive closer to the macro data.
4. Data have been provided on an "As Is" and "As AVAILABLE" basis
5. The colours shown in the maps or diagram and charts of a particular party, alliance or AC are indicative and do not represent them.
6. This publication which includes maps, sheets, graphs and data would be the property under copyright of Datanet only. The user may use these for its internal study, analysis and research purposes. It's public display, re-selling or any commercial uses by the user are not allowed.
7. Datanet has taken due care and caution in compilation and processing of data and allied information, but does not guarantee the accuracy, adequacy or completeness of any information/analysis and will be not responsible for any errors or omissions or for the results obtained from the use of such information/analysis.
8. All the contents for the publication have been culled from various authentic sources and Datanet reasonably believes such sources to be reliable, but does not make any representations, express or implied as to the accuracy or fitness of use of such information. The information or contents of the information/analysis do not constitute advice and should not be relied upon in making (or refraining from making) any decision. Any reliance placed upon the information provided by Datanet is the sole responsibility and strictly at the user's risk.
9. In no event will Datanet be liable for any damages (including, without limitation, damages for loss of business projects, or loss of profits) arising in contract, tort or otherwise from the use of or inability to use any of its contents, or from any action taken (or refrained from being taken) as a result of using the analysis or any of its contents. Datanet its directors, owners, editors, officials, employees, distributor and agents or any associate will not be liable for any errors in the information contained or any consequences arising from the use of the contents of the provided information/analysis.
10. If any provision of these terms and conditions is held invalid or illegal or unenforceable for any reason by any court of competent jurisdiction, such provision shall be severed and the remainder of provisions of the terms and conditions shall continue in full force and effect as if the Term of Use had been executed with the invalid, illegal or unenforceable provision eliminated.
11. If there are any discrepancies in the information provided, please bring it to attention of Datanet for suitable rectification measures.

Buy Online This Complete Book At
Datanet India eBooks Store

www.indiastatpublications.com

or go directly at

[http://www.indiastatpublications.com/
Assembly_factbook/Telangana/Hyderabad/ Karwan](http://www.indiastatpublications.com/Assembly_factbook/Telangana/Hyderabad/Karwan)



 **india**stat**elections**

ISBN : 978-93-6219-820-4



9 789362 198204