



Telangana

Assembly Factbook™

Yakutpura Assembly Constituency




Key Electoral Data of Yakutpura
Assembly Constituency (Vidhan Sabha)

Telangana

Assembly Factbook™

Yakutpura Assembly Constituency



Yakutpura Vidhan Sabha

Editor & Director

Dr. R.K. Thukral

Research Editor

Dr. Shafeeq Rahman

**Compiled, Researched and Published by
Datanet India Pvt. Ltd.**

D-100, 1st Floor,

Okhla Industrial Area, Phase-I,

New Delhi- 110020.

Ph.: 91-11- 43580781-84

Email : support@indiastatpublications.com

Website : www.indiastatelections.com

Online Book Store :

www.indiastatpublications.com

Report No. : AFB/TS-068-0125

ISBN : 978-93-6219-359-9

First Edition : January, 2018

Eighth Updated Edition : January, 2025

Price : Rs.11500/-

US\$ 310

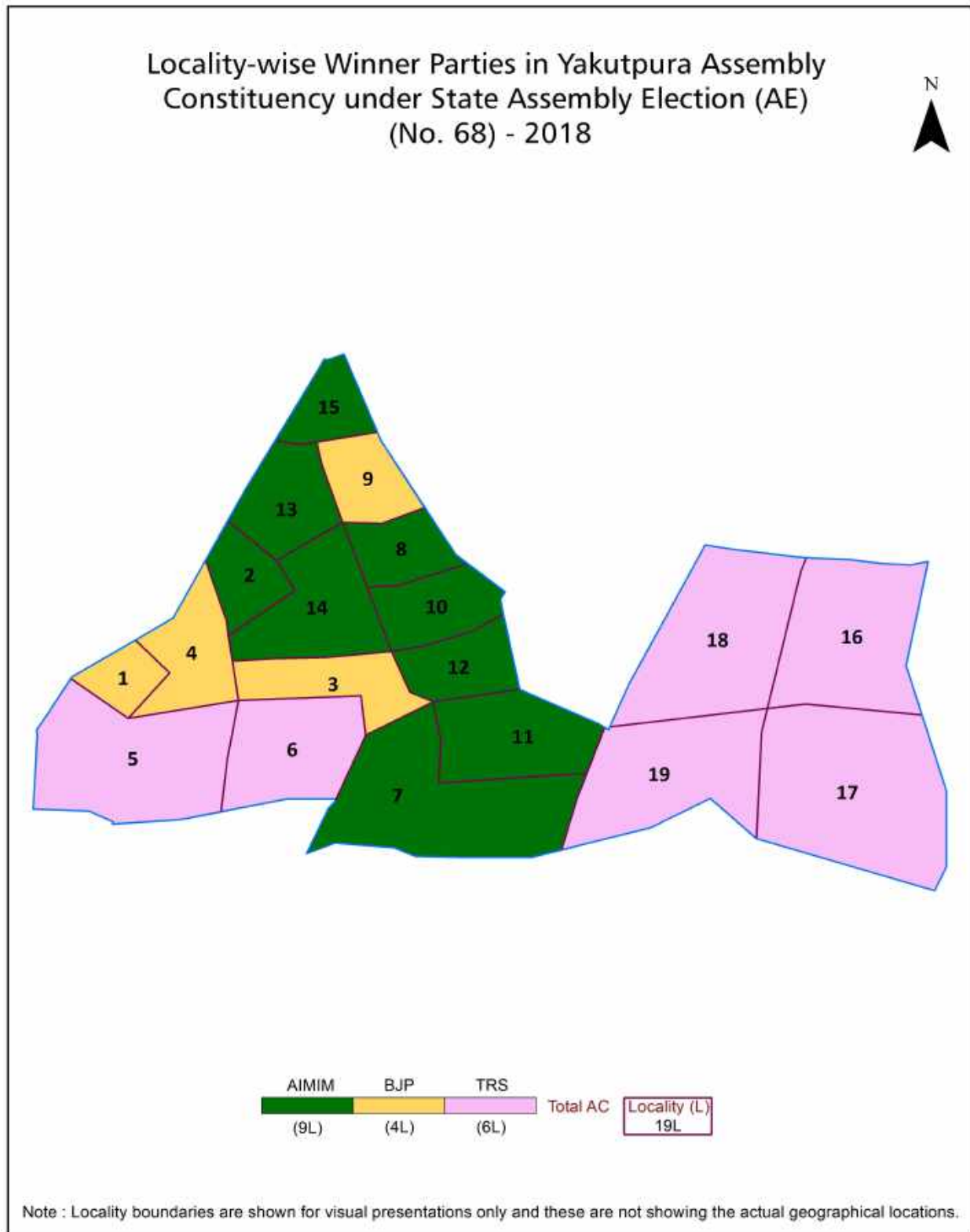
© Datanet India Pvt. Ltd.

All rights reserved. No part of this book may be reproduced, stored in a retrieval system or transmitted in any form or by any means, mechanical photocopying, photographing, scanning, recording or otherwise without the prior written permission of the publisher. Please refer to Disclaimer at page no. 211 for the use of this publication.

Printed in India

No.	Particulars	Page No.
	Introduction	
1	Assembly Constituency - (Vidhan Sabha) at a Glance Features of Assembly as per Delimitation Commission of India (2008)	1-2
	Location and Political Maps	
2	Location Map Boundaries of Assembly Constituency - (Vidhan Sabha) in District Boundaries of Assembly Constituency under Parliamentary Constituency - (Lok Sabha) Locality-wise Winner Parties- 2024-PE, 2023-AE, 2019-PE, 2018-AE, 2014-PE, 2014-AE, 2009-PE and 2009-AE	3-11
	Administrative Setup (2011)	
3	District Sub-district Towns Villages Inhabited Villages Uninhabited Villages Village Panchayat Intermediate Panchayat	12
	Demographics (2011)	
4	Population Households Rural/Urban Population Sex Ratio (Total & 0-6 Years) Religious Population Social Population Literacy Rate	13
	Electoral Features	
5	Important Dates of Last Elections Held Electors by Gender Service Electors Voters Voters Turnout Polling Stations & Average Number of Electors per Polling Station Electors by Age Group Present Elected Representatives	14-19
	Historical Summary Election Results	
6	Vote Share of Major Parties Winning Margin (Number & Percentage) Polarity of Parties Summary Result of Assembly Segment of Parliamentary Election 2024, 2019, 2014, 2009, 2004 and 1999 Summary Result of Assembly Elections 2023, 2018, 2014, 2009, 2004, 1999, 1994, 1989, 1985, 1983, 1978, 1972, 1967, 1962 and 1957	20-42
	Polling Station Level Election Results	
7	Name and Number of Polling Station 2024-PE, 2023-AE, 2019-PE, 2018-AE, 2014-PE, 2014-AE, 2009-PE and 2009-AE Polling Station-wise Electors, Voters & Voters Turnout 2024-PE, 2023-AE, 2019-PE, 2018-AE, 2014-PE, 2014-AE, 2009-PE and 2009-AE Polling Station wise Elections Results 2024-PE, 2023-AE, 2019-PE, 2018-AE, 2014-PE, 2014-AE, 2009-PE and 2009-AE	43-206
	Share of Assembly Constituency	
8	Share of Assembly Constituency - (Vidhan Sabha) in State, District and Parliamentary Constituency - (Lok Sabha)	207
9	Abbreviation & Sources	209-210
10	Disclaimer	211

Location & Political Map



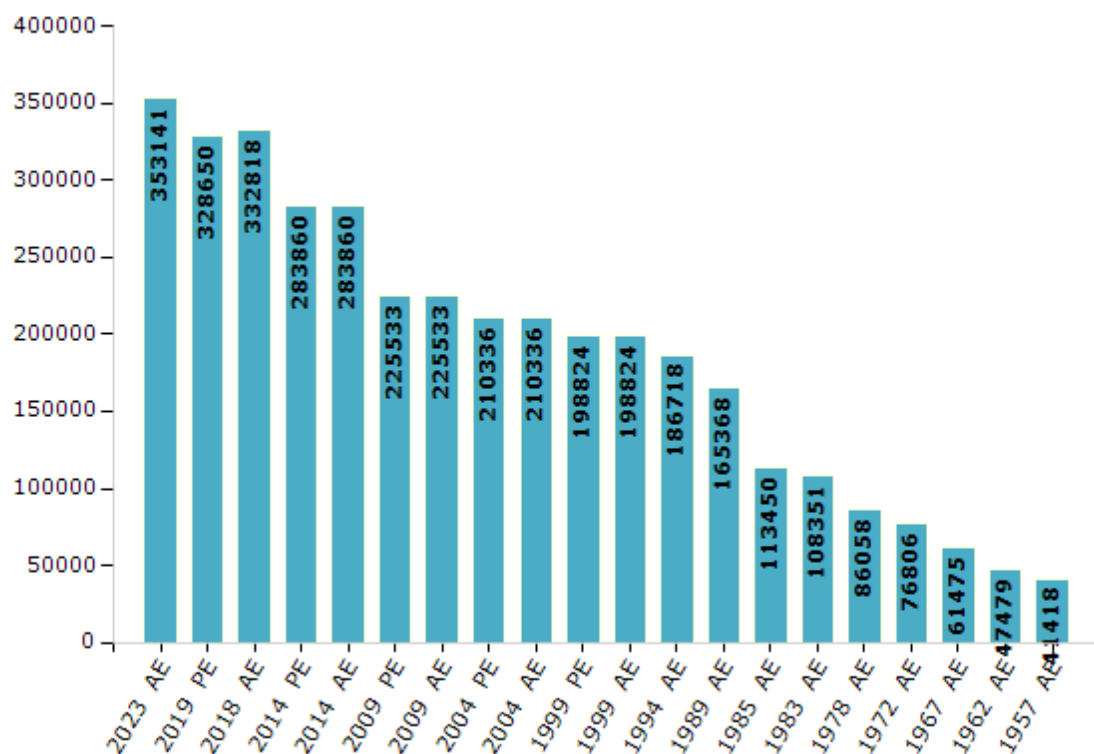
Electoral Features

Electors by Male & Female

Year	Male	Female	Others	Total
2023 AE	179164	173946	31	353141
2019 PE	168939	159701	10	328650
2018 AE	171110	161681	27	332818
2014 PE	148121	135721	18	283860
2014 AE	148121	135721	18	283860
2009 PE	114665	110868	-	225533
2009 AE	114665	110868	-	225533
2004 PE	106837	103499	-	210336
2004 AE	106837	103499	-	210336
1999 PE	101331	97493	-	198824
1999 AE	101331	97493	-	198824

Year	Male	Female	Others	Total
1994 AE	99303	87415	-	186718
1989 AE	84563	80805	-	165368
1985 AE	58009	55441	-	113450
1983 AE	54831	53520	-	108351
1978 AE	44080	41978	-	86058
1972 AE	39498	37308	-	76806
1967 AE	-	-	-	61475
1962 AE	-	-	-	47479
1957 AE	-	-	-	41418
1955 AE	-	-	-	-

Number of Electors

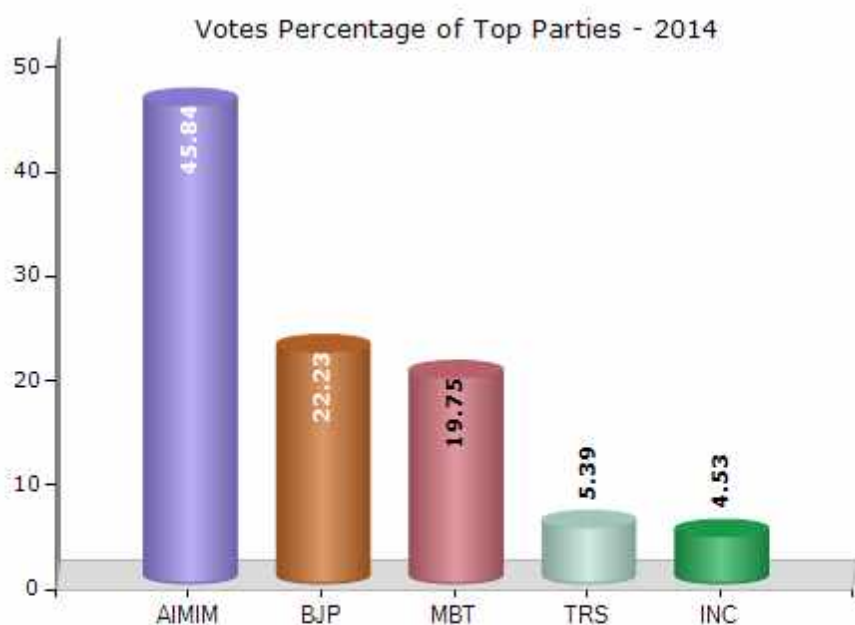


Note : AE : Assembly Election, PE : Assembly Segment of Parliamentary Election

Historical Summary Election Results

Summary Result of Assembly Election - 2014

Candidate Name	Party	Votes	Votes %
Mumtaz Ahmed Khan	AIMIM	66843	45.84
Ch Roop Raj	BJP	32420	22.23
Majeed Ullah Khan Alias Farhat Khan	MBT	28793	19.75
Shabbir Ahmed	TRS	7862	5.39
Ashwin Reddy Mainampati	INC	6608	4.53
Asma Shahnaz	AAP	631	0.43
D.Prakash	IND	383	0.26
Jaya Vindhya	SP(I)	364	0.25
Kazam Hussain Khan	IND	214	0.15
Sa Abdul Rajak	PPOI	205	0.14
Rama Krishna Goud Srimanthula	IND	185	0.13
M.Ramesh	IND	172	0.12
G. Gnaneshwar	IND	131	0.09
G. Chandrashekar	IND	103	0.07
	NOTA	910	0.62



Polling Station Level Election Results

Number and Name of Polling Stations (PS) (2018 AE)

Number of Polling Stations	Name of Polling Stations	Number of Polling Stations	Name of Polling Stations
1	Mitra Club Play Ground, Mee Seva, Ghmc Community Hall, H.No. 18-6-189, Lal Darwaza	21	Khairul Aman Model School, 18-7-425/138/A Bhavani Nagar
1A	Mitra Club Play Ground, Mee Seva, Ghmc Community Hall, H.No. 18-6-189, Lal Darwaza	22	Hyderabad Convent School, 18-7-198/E/29/B Nasheman Nagar
2	Mitra Club Play Ground, Mee Seva, Ghmc Community Hall, H.No. 18-6-189, Lal Darwaza	23	Anwaar Public School, 18-7-425/261/A Bhavani Nagar
3	Mitra Club Play Ground, Mee Seva, Ghmc Community Hall, H.No. 18-6-189, Lal Darwaza	24	Anwaar Public School, 18-7-425/261/A Bhavani Nagar
4	Ghmc Community Hall Back Side Badam, Masjid, Lal Darwaza	25	Anwaar Public School, 18-7-425/261/A Bhavani Nagar
5	Ghmc Community Hall Chapalgally, Lal Darwaza	26	Anwaar Public School, 18-7-425/261/A Bhavani Nagar
6	Ghmc Community Hall Opp Hanuman Temple, Murad Mahal	27	New Aradhna School, Patel Nagar
7	Ghmc Community Hall Opp Hanuman Temple, Murad Mahal	28	International Islamic School, Bhavani Nagar
8	Hyderabad Convent School, 18-7-198/E/29/B Nasheman Nagar	29	Saraswathi Sisu Mandir School, Gowlipura
9	Hyderabad Convent School, 18-7-198/E/29/B Nasheman Nagar	30	Saraswathi Academy High School, Gowlipura
10	Owaisi School Nasheman Nagar Talab Katta, Bhavani Nagar	31	Govt Primary School, Ayodhya Nagar, Gowlipura
11	Owaisi School Nasheman Nagar Talab Katta, Bhavani Nagar	32	Govt Primary School, Ayodhya Nagar, Gowlipura
12	Owaisi School Nasheman Nagar Talab Katta, Bhavani Nagar	33	Jnana Bharathi High School, Hanuman Nagar
13	Owaisi School Nasheman Nagar Talab Katta, Bhavani Nagar	34	Jnana Bharathi High School, Hanuman Nagar
14	Aims The School, 18-7-198/E/80/A/1	35	Shantiniketan Oriental School, Ambica Nagar
15	Owaisi School Nasheman Nagar Talab Katta, Bhavani Nagar	36	Vignan Model High School, Hanuman Nagar Uppuguda
16	Govt Primary School Khan Nagar, Bhavani Nagar	37	Ghmc Community Hall, Opp Navadurga Temple
17	Universal Model School, Rd. No. 6 Bhavani Nagar	38	Ghmc Community Hall, Patel Nagar
18	Govt. Boys Primary Shcool, 18-7-425/216/1	39	Shantiniketan Oriental School, Ambica Nagar
19	Govt. Boys Primary Shcool, 18-7-425/216/1	40	Ghmc Community Hall, Patel Nagar
20	Govt Boys High School Moghal Pura, Bhavani Nagar	41	Ghmc Community Hall, Murad Mahal

Contd....

Polling Station Level Election Results

Polling Station-wise Votes Secured by Overall Top Five Parties in Yakutpura Assembly in Assembly Election (AE) under Hyderabad Parliamentary Constituency in Telangana (2018)

Number of Polling Station	Winner - Syed Ahmed Pasha Quadri (AIMIM)	Runner-up - Sama Sunder Reddy (TRS)	3rd - Majeed Ullah Khan @ Farhat Khan (MBT)	4th - Ch. Roopraj (BJP)	5th - K. Rajender Raju (INC)	NOTA	Other	Total Votes Secured
35	13	171	6	148	20	0	12	370
36	4	295	2	226	35	5	16	583
37	6	294	2	247	56	13	14	632
38	4	115	7	229	19	4	7	385
39	10	214	5	175	40	3	9	456
40	8	155	14	253	41	4	8	483
41	6	232	6	179	60	4	16	503
42	10	175	1	171	18	6	8	389
43	1	194	6	209	39	14	5	468
44	5	194	18	318	47	5	26	613
45	9	217	15	292	51	8	22	614
46	7	207	1	242	35	5	11	508
47	2	321	18	217	46	3	12	619
48	7	151	2	130	22	6	3	321
48A	2	133	5	81	16	3	2	242
49	13	242	6	165	45	6	17	494
50	25	305	3	209	65	3	16	626
51	24	256	1	147	62	9	11	510
52	318	3	65	1	1	0	19	407
53	172	6	57	9	5	2	6	257
54	252	16	83	6	4	0	12	373
55	292	3	114	1	6	2	5	423
56	277	7	55	2	1	0	7	349
57	191	7	39	3	5	0	8	253
57A	147	18	35	3	5	1	8	217
58	369	20	82	6	13	0	12	502
59	362	17	65	0	7	0	10	461
60	336	14	81	4	5	0	13	453
61	364	19	95	5	5	0	12	500
62	453	16	127	0	8	2	21	627
63	352	8	66	1	3	1	8	439
64	258	14	65	6	5	2	9	359
65	300	7	41	11	4	2	7	372
66	246	12	77	6	9	1	11	362
67	176	8	43	7	2	0	6	242

Contd....

Polling Station Level Election Results

Winner, Runner-up and 3rd Party Position & Winning Margin According to Polling Stations in Yakutpura Assembly in Assembly Election (AE) under Hyderabad Parliamentary Constituency in Telangana (2018)

Polling Station Number	Winner Party	Winner Votes (%)	Runner-up Party	Runner-up Votes (%)	Winning Margin Votes (%)	Third Party	Third Party Votes (%)	Other Votes (%)
68	AIMIM	220 (65.67)	MBT	68 (20.3)	152 (45.37)	TRS	21 (6.27)	26 (7.76)
69	BJP	223 (43.13)	TRS	144 (27.85)	79 (15.28)	AIMIM	94 (18.18)	56 (10.83)
70	BJP	187 (41.56)	TRS	142 (31.56)	45 (10)	AIMIM	60 (13.33)	61 (13.56)
71	BJP	162 (31.52)	AIMIM	146 (28.4)	16 (3.12)	TRS	124 (24.12)	82 (15.95)
72	TRS	170 (30.8)	BJP	158 (28.62)	12 (2.18)	AIMIM	153 (27.72)	71 (12.86)
73	AIMIM	467 (70.44)	MBT	58 (8.75)	409 (61.69)	BJP	56 (8.45)	82 (12.37)
74	AIMIM	359 (67.23)	BJP	57 (10.67)	302 (56.56)	TRS	45 (8.43)	73 (13.67)
75	AIMIM	203 (40.2)	BJP	112 (22.18)	91 (18.02)	TRS	97 (19.21)	93 (18.42)
76	BJP	171 (27.9)	TRS	170 (27.73)	1 (0.17)	AIMIM	124 (20.23)	148 (24.14)
77	AIMIM	283 (56.94)	BJP	76 (15.29)	207 (41.65)	TRS	51 (10.26)	87 (17.51)
78	BJP	218 (47.7)	TRS	151 (33.04)	67 (14.66)	INC	39 (8.53)	49 (10.72)
79	BJP	171 (35.77)	TRS	163 (34.1)	8 (1.67)	AIMIM	62 (12.97)	82 (17.15)
80	BJP	257 (37.79)	TRS	182 (26.76)	75 (11.03)	AIMIM	95 (13.97)	146 (21.47)
81	BJP	207 (39.88)	TRS	152 (29.29)	55 (10.59)	AIMIM	73 (14.07)	87 (16.76)
82	BJP	148 (38.14)	AIMIM	88 (22.68)	60 (15.46)	TRS	80 (20.62)	72 (18.56)
83	TRS	117 (46.99)	AIMIM	53 (21.29)	64 (25.7)	BJP	48 (19.28)	31 (12.45)
84	BJP	127 (36.29)	TRS	112 (32)	15 (4.29)	AIMIM	71 (20.29)	40 (11.43)
85	BJP	255 (45.29)	TRS	131 (23.27)	124 (22.02)	AIMIM	105 (18.65)	72 (12.79)
86	AIMIM	209 (40.43)	BJP	123 (23.79)	86 (16.64)	TRS	81 (15.67)	104 (20.12)
87	BJP	343 (49.42)	TRS	184 (26.51)	159 (22.91)	AIMIM	70 (10.09)	97 (13.98)
88	BJP	360 (54.14)	AIMIM	147 (22.11)	213 (32.03)	TRS	93 (13.98)	65 (9.77)
89	BJP	149 (52.28)	TRS	79 (27.72)	70 (24.56)	INC	35 (12.28)	22 (7.72)
90	BJP	253 (55.97)	TRS	157 (34.73)	96 (21.24)	INC	21 (4.65)	21 (4.65)
91	AIMIM	191 (71.27)	MBT	52 (19.4)	139 (51.87)	TRS	11 (4.1)	14 (5.22)
92	TRS	136 (37.26)	BJP	82 (22.47)	54 (14.79)	INC	80 (21.92)	67 (18.36)
93	AIMIM	88 (42.11)	TRS	47 (22.49)	41 (19.62)	BJP	39 (18.66)	35 (16.75)
94	AIMIM	137 (58.55)	MBT	41 (17.52)	96 (41.03)	TRS	29 (12.39)	27 (11.54)
95	AIMIM	89 (36.03)	TRS	56 (22.67)	33 (13.36)	INC	34 (13.77)	68 (27.53)
96	AIMIM	118 (51.08)	MBT	43 (18.61)	75 (32.47)	TRS	29 (12.55)	41 (17.75)
97	AIMIM	135 (57.69)	MBT	33 (14.1)	102 (43.59)	TRS	29 (12.39)	37 (15.81)
98	TRS	106 (30.72)	AIMIM	96 (27.83)	10 (2.89)	BJP	78 (22.61)	65 (18.84)
99	AIMIM	115 (30.75)	TRS	100 (26.74)	15 (4.01)	BJP	62 (16.58)	97 (25.94)
100	AIMIM	144 (50.17)	MBT	73 (25.44)	71 (24.73)	TRS	29 (10.1)	41 (14.29)
101	AIMIM	317 (73.72)	MBT	81 (18.84)	236 (54.88)	TRS	11 (2.56)	21 (4.88)
102	AIMIM	310 (71.26)	MBT	75 (17.24)	235 (54.02)	TRS	25 (5.75)	25 (5.75)

Contd....

DISCLAIMER

The Terms of Use and Disclaimer of Datanet India Private Limited (hereinafter referred to as "Datanet") for use of this analysis report of **Yakutpura Assembly Constituency (Yakutpura Vidhan Sabha)** :-

1. **Assembly Factbook™** is a Registered Trade Mark owned by Datanet.
2. All the maps are sketched and graphical representation only and have not been drawn to the scale and also not to represent the actual geographical area or boundary of the unit.
3. The data for the aforesaid analysis is based on authentic sources and has been culled from the various publications of Census, CSO and NSSO for district and block level data, various central and state government departments, Central & State Elections Commissions and the concerned Returning Officers' releases, Electoral Rolls, Election results and allied publications, internal assessment, surveys, estimates and analysis. Therefore, certain adjustment of data at micro level may have been done to arrive closer to the macro data.
4. Data have been provided on an "As Is" and "As AVAILABLE" basis
5. The colours shown in the maps or diagram and charts of a particular party, alliance or AC are indicative and do not represent them.
6. This publication which includes maps, sheets, graphs and data would be the property under copyright of Datanet only. The user may use these for its internal study, analysis and research purposes. It's public display, re-selling or any commercial uses by the user are not allowed.
7. Datanet has taken due care and caution in compilation and processing of data and allied information, but does not guarantee the accuracy, adequacy or completeness of any information/analysis and will be not responsible for any errors or omissions or for the results obtained from the use of such information/analysis.
8. All the contents for the publication have been culled from various authentic sources and Datanet reasonably believes such sources to be reliable, but does not make any representations, express or implied as to the accuracy or fitness of use of such information. The information or contents of the information/analysis do not constitute advice and should not be relied upon in making (or refraining from making) any decision. Any reliance placed upon the information provided by Datanet is the sole responsibility and strictly at the user's risk.
9. In no event will Datanet be liable for any damages (including, without limitation, damages for loss of business projects, or loss of profits) arising in contract, tort or otherwise from the use of or inability to use any of its contents, or from any action taken (or refrained from being taken) as a result of using the analysis or any of its contents. Datanet its directors, owners, editors, officials, employees, distributor and agents or any associate will not be liable for any errors in the information contained or any consequences arising from the use of the contents of the provided information/analysis.
10. If any provision of these terms and conditions is held invalid or illegal or unenforceable for any reason by any court of competent jurisdiction, such provision shall be severed and the remainder of provisions of the terms and conditions shall continue in full force and effect as if the Term of Use had been executed with the invalid, illegal or unenforceable provision eliminated.
11. If there are any discrepancies in the information provided, please bring it to attention of Datanet for suitable rectification measures.

Buy Online This Complete Book At
Datanet India eBooks Store

www.indiastatpublications.com

or go directly at

[http://www.indiastatpublications.com/
Assembly_factbook/Telangana/Hyderabad/ Yakutpura](http://www.indiastatpublications.com/Assembly_factbook/Telangana/Hyderabad/Yakutpura)

 **india**stat**elections**

ISBN : 978-93-6219-359-9



9 789362 193599