



Telangana

Assembly Factbook™

Malkajgiri Assembly Constituency

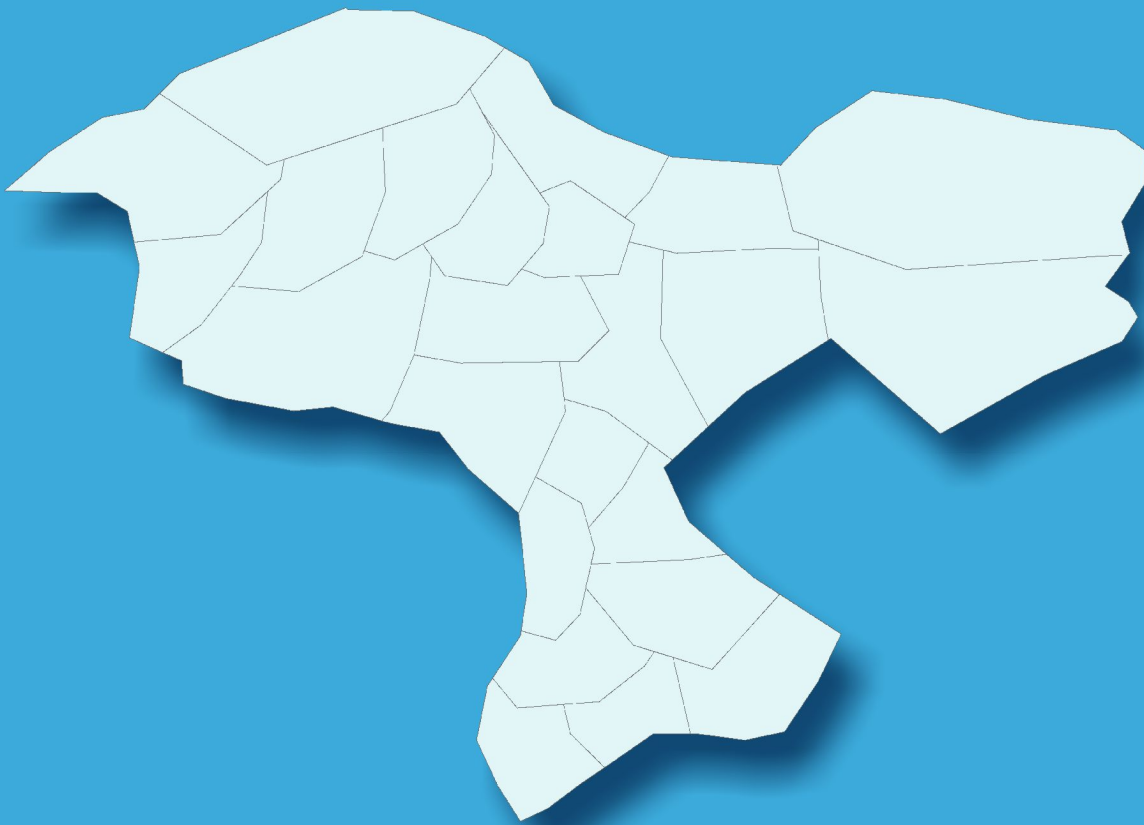


Key Electoral Data of Malkajgiri
Assembly Constituency (Vidhan Sabha)

Telangana

Assembly Factbook™

Malkajgiri Assembly Constituency



Malkajgiri Vidhan Sabha

Editor & Director

Dr. R.K. Thukral

Research Editor

Dr. Shafeeq Rahman

**Compiled, Researched and Published by
Datanet India Pvt. Ltd.**

D-100, 1st Floor,

Okhla Industrial Area, Phase-I,

New Delhi- 110020.

Ph.: 91-11- 43580781-84

Email : support@indiastatpublications.com

Website : www.indiastatelections.com

Online Book Store :

www.indiastatpublications.com

Report No. : AFB/TS-044-0125

ISBN : 978-93-6219-979-9

First Edition : January, 2018

Eighth Updated Edition : January, 2025

Price : Rs.11500/-

US\$ 310

© Datanet India Pvt. Ltd.

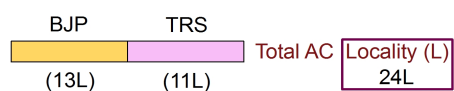
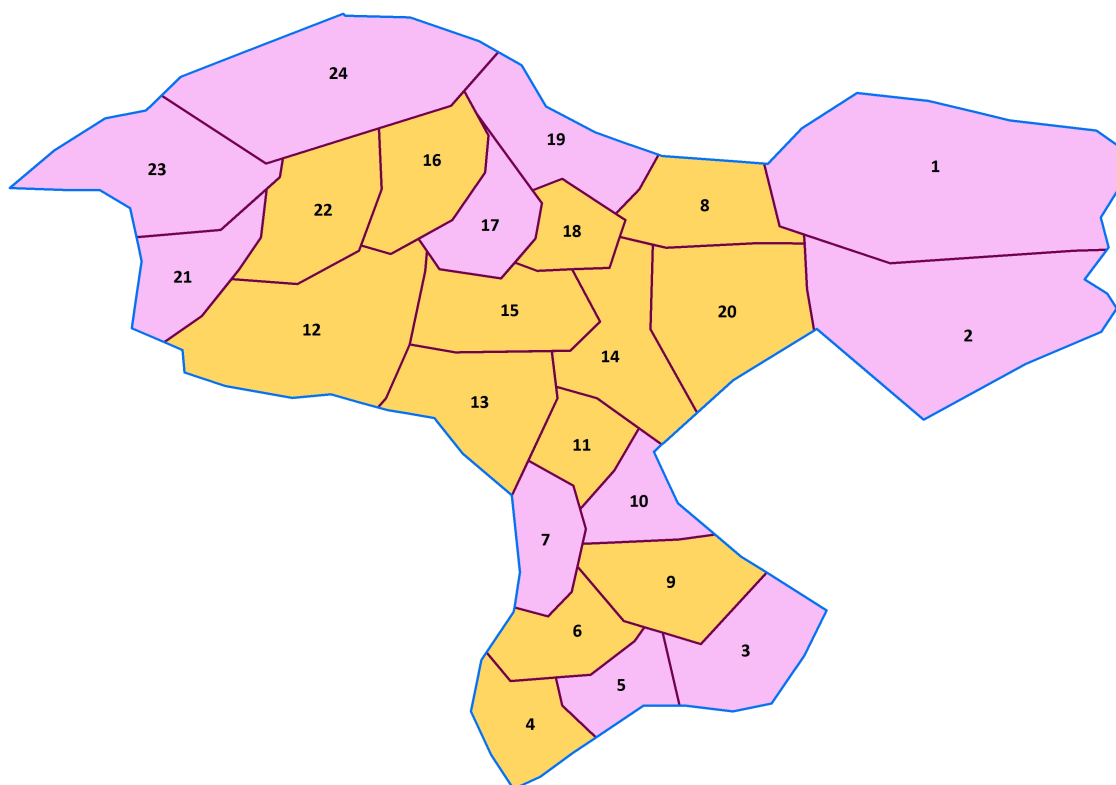
All rights reserved. No part of this book may be reproduced, stored in a retrieval system or transmitted in any form or by any means, mechanical photocopying, photographing, scanning, recording or otherwise without the prior written permission of the publisher. Please refer to Disclaimer at page no. 266 for the use of this publication.

Printed in India

No.	Particulars	Page No.
	Introduction	
1	Assembly Constituency - (Vidhan Sabha) at a Glance Features of Assembly as per Delimitation Commission of India (2008)	1-2
	Location and Political Maps	
2	Location Map Boundaries of Assembly Constituency - (Vidhan Sabha) in District Boundaries of Assembly Constituency under Parliamentary Constituency - (Lok Sabha) Locality-wise Winner Parties- 2024-PE, 2023-AE, 2019-PE, 2018-AE, 2014-PE, 2014-AE, 2009-PE and 2009-AE	3-11
	Administrative Setup (2011)	
3	District Sub-district Towns Villages Inhabited Villages Uninhabited Villages Village Panchayat Intermediate Panchayat	12
	Demographics (2011)	
4	Population Households Rural/Urban Population Sex Ratio (Total & 0-6 Years) Religious Population Social Population Literacy Rate	13
	Electoral Features	
5	Important Dates of Last Elections Held Electors by Gender Service Electors Voters Voters Turnout Polling Stations & Average Number of Electors per Polling Station Electors by Age Group Present Elected Representatives	14-19
	Historical Summary Election Results	
6	Vote Share of Major Parties Winning Margin (Number & Percentage) Polarity of Parties Summary Result of Assembly Segment of Parliamentary Election 2024, 2019, 2014 and 2009 Summary Result of Assembly Elections 2023, 2018, 2014 and 2009	20-30
	Polling Station Level Election Results	
7	Name and Number of Polling Station 2024-PE, 2023-AE, 2019-PE, 2018-AE, 2014-PE, 2014-AE, 2009-PE and 2009-AE Polling Station-wise Electors, Voters & Voters Turnout 2024-PE, 2023-AE, 2019-PE, 2018-AE, 2014-PE, 2014-AE, 2009-PE and 2009-AE Polling Station wise Elections Results 2024-PE, 2023-AE, 2019-PE, 2018-AE, 2014-PE, 2014-AE, 2009-PE and 2009-AE	31-261
	Share of Assembly Constituency	
8	Share of Assembly Constituency - (Vidhan Sabha) in State, District and Parliamentary Constituency - (Lok Sabha)	262
9	Abbreviation & Sources	264-265
10	Disclaimer	266

Location & Political Map

Locality-wise Winner Parties in Malkajgiri Assembly
Constituency under State Assembly Election (AE)
(No. 44) - 2014



Note : Locality boundaries are shown for visual presentations only and these are not showing the actual geographical locations.

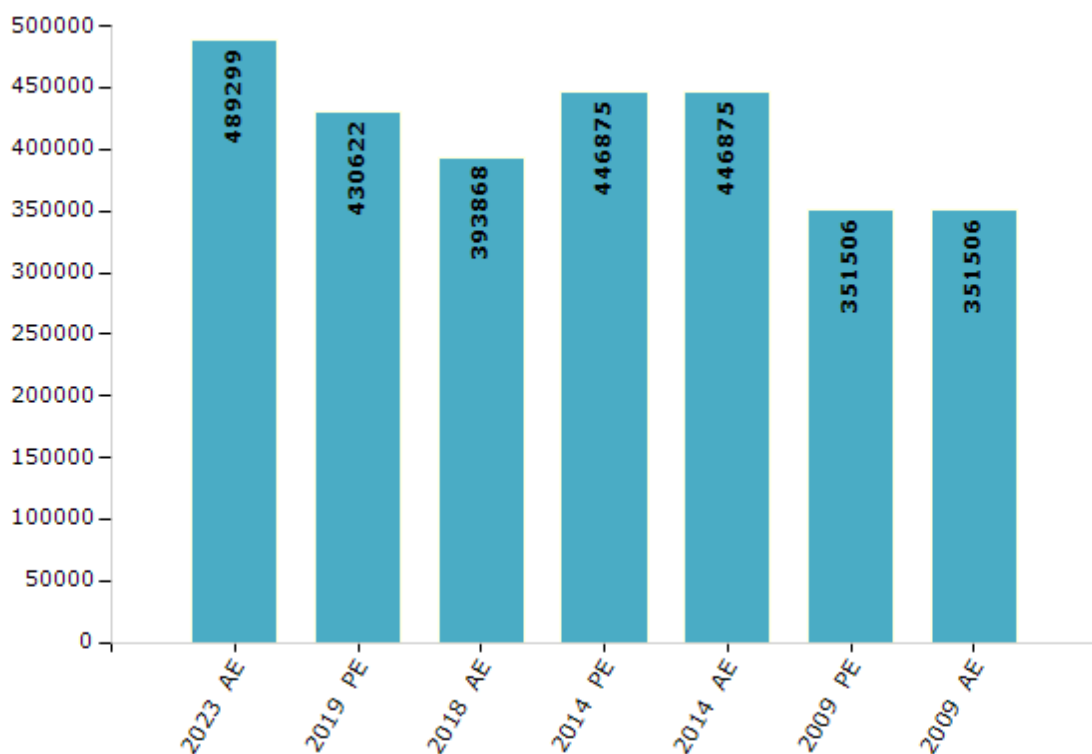
Electoral Features

Electors by Male & Female

Year	Male	Female	Others	Total
2023 AE	246982	242306	11	489299
2019 PE	217776	212827	19	430622
2018 AE	200384	193477	7	393868
2014 PE	232665	214182	28	446875
2014 AE	232665	214182	28	446875
2009 PE	179252	172254	-	351506
2009 AE	179252	172254	-	351506
2004 PE	-	-	-	-
2004 AE	-	-	-	-
1999 PE	-	-	-	-
1999 AE	-	-	-	-

Year	Male	Female	Others	Total
1994 AE	-	-	-	-
1989 AE	-	-	-	-
1985 AE	-	-	-	-
1983 AE	-	-	-	-
1978 AE	-	-	-	-
1972 AE	-	-	-	-
1967 AE	-	-	-	-
1962 AE	-	-	-	-
1957 AE	-	-	-	-
1955 AE	-	-	-	-

Number of Electors



Note : AE : Assembly Election, PE : Assembly Segment of Parliamentary Election

Historical Summary Election Results

Summary Result of Assembly Election - 2014

Candidate Name	Party	Votes	Votes %
C. Kanaka Reddy	TRS	77132	33.42
Ram Chander Rao. N	BJP	74364	32.22
Nandhikanti Sridhar	INC	37201	16.12
G. Surya Narayana Reddy	YSRCP	14828	6.42
Dilip Sankar Reddy	LSP	12121	5.25
Sudhakar Dharanikota	AIMIM	3306	1.43
Chandra Supriya	AAP	1794	0.78
D G Narshima Rao	CPM	1320	0.57
Dr. Pitla Sreen Raj	JaSPa	1150	0.5
Md. Osman	IND	1013	0.44
B. Sukumar	ICSP	860	0.37
M N Jaisimha	NCP	675	0.29
G. Nagaraj	IND	642	0.28
Ved Vrat	BSP	592	0.26
M U Annie Neelima	IND	437	0.19
Ramesh Loggari	IND	400	0.17
Ginna Srinivas	AHNP	205	0.09
S. Mahesh Sharma	IND	161	0.07
Mohammed Zaid Ahmed	IND	155	0.07
Nancharigala Vinender @ Vinay	IND	147	0.06
K. Dharma Reddy	TLP	130	0.06
Bala Krishna Kukudala	RJD	120	0.05
K. Ram Mohan	IND	105	0.05
	NOTA	1965	0.85

Polling Station Level Election Results

Number and Name of Polling Stations (PS) (2018 AE)

Number of Polling Stations	Name of Polling Stations	Number of Polling Stations	Name of Polling Stations
1	Zphs, Kowkoor	22	Rama Krishna Talent High School,Yapral
2	Zphs, Kowkoor	23	Z P H S Boys ,Malkajgiri
3	Zphs, Kowkoor	24	Z P H S Boys ,Malkajgiri
4	Zphs, Kowkoor	25	Balaji High School,Geeta Nagar,Malkajgiri
5	Zphs, Kowkoor	26	Balaji High School,Geeta Nagar,Malkajgiri
6	Zphs, Kowkoor	27	Z P H S Boys ,Malkajgiri
7	Mpcp School,Yapral	28	M P P School, East Wing,Malkajgiri
8	Mpcp School,Yapral	29	Z P H S Boys ,Malkajgiri
9	Pragathi High School,Yapral	30	Z P H S Boys ,Malkajgiri
10	Pragathi High School,Yapral	31	Z P H S Girls High School,Malkajgiri
11	Mpcp School,Yapral	32	Z P H S Girls High School,Malkajgiri
12	Mpcp School,Yapral	33	Z P H S Girls High School,Malkajgiri
13	Z.P.H.S Yapral	34	Z P H S Girls High School,Malkajgiri
14	Z.P.H.S Yapral	35	Z P H S Girls High School,Malkajgiri
15	Rama Krishna Talent High School,Yapral	36	Apple Convent High School,Chintal Basthi, Malkajgiri,
16	Rama Krishna Talent High School,Yapral	37	Apple Convent High School,Chintal Basthi, Malkajgiri,
17	Rama Krishna Talent High School,Yapral	38	St.Anns Grammar School,PVN Colony, Malkajgiri
18	Pragathi High School,Yapral	39	St.Anns Grammar School,PVN Colony, Malkajgiri
19	Pragathi High School,Yapral	40	St.Anns Grammar School,PVN Colony, Malkajgiri
20	Pragathi High School,Yapral	41	St.Anns Grammar School,PVN Colony, Malkajgiri
21	Z.P.H.S Yapral	42	St.Anns Grammar School,PVN Colony, Malkajgiri

Contd....

Polling Station Level Election Results

Polling Station-wise Votes Secured by Overall Top Five Parties in Malkajgiri Assembly in Assembly Election (AE) under Malkajgiri Parliamentary Constituency in Telangana (2018)

Number of Polling Station	Winner - Hanumanth Rao Mynampally (TRS)	Runner-up - Ramchander Rao Naraparaju (BJP)	3rd - Kapilavai Dileep Kumar (TJS)	4th - M.D. Rajendra Kumar (SMFB)	5th - Ajay Kumar Peddy (TKRRP)	NOTA	Other	Total Votes Secured
36	333	94	70	21	7	6	46	577
37	203	102	64	3	3	13	28	416
38	251	125	73	7	1	7	24	488
39	307	96	80	15	8	13	14	533
40	189	49	54	7	0	12	8	319
41	401	120	122	20	0	12	19	694
42	181	61	93	6	5	11	18	375
43	252	56	84	8	1	4	12	417
44	209	70	85	13	3	5	24	409
45	233	58	84	12	6	4	19	416
46	190	159	79	2	4	13	13	460
47	141	90	49	8	2	4	10	304
48	319	119	133	6	4	13	23	617
49	238	101	86	9	1	6	15	456
50	407	97	141	9	9	10	29	702
51	323	73	121	18	3	10	35	583
52	357	72	94	15	7	10	29	584
53	205	56	63	12	1	6	16	359
54	385	27	66	14	13	5	40	550
55	343	34	56	31	10	5	30	509
56	595	41	114	21	12	8	65	856
57	230	22	23	23	5	3	31	337
58	232	84	79	5	2	8	15	425
59	380	139	109	12	4	8	20	672
60	185	119	57	11	0	5	14	391
61	250	183	112	8	1	8	13	575
62	336	115	125	13	2	13	18	622
63	251	91	72	8	1	9	21	453
64	138	63	46	0	3	5	10	265
65	254	86	91	15	1	9	24	480
66	320	70	75	13	3	7	20	508
67	317	99	132	9	5	10	25	597
68	270	28	57	5	7	7	12	386
69	217	63	67	6	0	7	13	373
70	207	56	64	15	4	9	8	363

Contd....

Polling Station Level Election Results

Winner, Runner-up and 3rd Party Position & Winning Margin According to Polling Stations in Malkajgiri Assembly in Assembly Election (AE) under Malkajgiri Parliamentary Constituency in Telangana (2018)

Polling Station Number	Winner Party	Winner Votes (%)	Runner-up Party	Runner-up Votes (%)	Winning Margin Votes (%)	Third Party	Third Party Votes (%)	Other Votes (%)
71	TRS	324 (51.84)	TJS	122 (19.52)	202 (32.32)	BJP	96 (15.36)	83 (13.28)
72	TRS	178 (50.57)	TJS	73 (20.74)	105 (29.83)	BJP	66 (18.75)	35 (9.94)
73	TRS	287 (67.06)	TJS	44 (10.28)	243 (56.78)	BJP	42 (9.81)	55 (12.85)
74	TRS	318 (68.83)	TJS	45 (9.74)	273 (59.09)	BJP	40 (8.66)	59 (12.77)
75	TRS	314 (67.38)	TJS	46 (9.87)	268 (57.51)	BJP	42 (9.01)	64 (13.73)
76	TRS	362 (63.73)	TJS	86 (15.14)	276 (48.59)	BJP	44 (7.75)	76 (13.38)
77	TRS	281 (62.72)	TJS	44 (9.82)	237 (52.9)	BJP	40 (8.93)	83 (18.53)
78	TRS	328 (71.93)	TJS	47 (10.31)	281 (61.62)	SMFB	25 (5.48)	56 (12.28)
79	TRS	304 (66.81)	TJS	68 (14.95)	236 (51.86)	BJP	27 (5.93)	56 (12.31)
80	TRS	464 (68.95)	TJS	107 (15.9)	357 (53.05)	SMFB	27 (4.01)	75 (11.14)
81	TRS	380 (68.35)	TJS	80 (14.39)	300 (53.96)	BJP	29 (5.22)	67 (12.05)
82	TRS	270 (56.96)	BJP	99 (20.89)	171 (36.07)	TJS	45 (9.49)	60 (12.66)
83	TRS	274 (46.84)	TJS	151 (25.81)	123 (21.03)	BJP	110 (18.8)	50 (8.55)
84	TRS	146 (57.25)	TJS	45 (17.65)	101 (39.6)	BJP	35 (13.73)	29 (11.37)
85	TRS	229 (54.01)	TJS	97 (22.88)	132 (31.13)	BJP	73 (17.22)	25 (5.9)
86	TRS	259 (46.5)	TJS	154 (27.65)	105 (18.85)	BJP	93 (16.7)	51 (9.16)
87	TRS	142 (46.1)	TJS	71 (23.05)	71 (23.05)	BJP	57 (18.51)	38 (12.34)
88	TRS	203 (54.57)	TJS	81 (21.77)	122 (32.8)	BJP	53 (14.25)	35 (9.41)
89	TRS	242 (50.63)	TJS	119 (24.9)	123 (25.73)	BJP	65 (13.6)	52 (10.88)
90	TRS	257 (52.34)	TJS	96 (19.55)	161 (32.79)	BJP	85 (17.31)	53 (10.79)
91	TRS	350 (54.95)	BJP	118 (18.52)	232 (36.43)	TJS	117 (18.37)	52 (8.16)
92	TRS	263 (51.87)	TJS	167 (32.94)	96 (18.93)	BJP	36 (7.1)	41 (8.09)
93	TRS	151 (47.63)	BJP	72 (22.71)	79 (24.92)	TJS	70 (22.08)	24 (7.57)
94	TRS	118 (39.86)	BJP	86 (29.05)	32 (10.81)	TJS	68 (22.97)	24 (8.11)
95	TRS	137 (38.16)	TJS	114 (31.75)	23 (6.41)	BJP	83 (23.12)	25 (6.96)
96	TRS	166 (43.68)	TJS	113 (29.74)	53 (13.94)	BJP	76 (20)	25 (6.58)
97	TRS	175 (44.3)	TJS	104 (26.33)	71 (17.97)	BJP	88 (22.28)	28 (7.09)
98	TRS	274 (40.65)	BJP	178 (26.41)	96 (14.24)	TJS	165 (24.48)	57 (8.46)
99	TRS	425 (57.05)	TJS	113 (15.17)	312 (41.88)	BJP	91 (12.21)	116 (15.57)
100	TRS	357 (57.3)	TJS	120 (19.26)	237 (38.04)	BJP	59 (9.47)	87 (13.96)
101	TRS	147 (36.48)	TJS	134 (33.25)	13 (3.23)	BJP	91 (22.58)	31 (7.69)
102	TRS	217 (39.24)	BJP	187 (33.82)	30 (5.42)	TJS	105 (18.99)	44 (7.96)
103	TRS	86 (45.03)	BJP	44 (23.04)	42 (21.99)	TJS	39 (20.42)	22 (11.52)
104	BJP	289 (36.35)	TRS	278 (34.97)	11 (1.38)	TJS	174 (21.89)	54 (6.79)
105	TRS	299 (37.14)	BJP	265 (32.92)	34 (4.22)	TJS	194 (24.1)	47 (5.84)

Contd....

DISCLAIMER

The Terms of Use and Disclaimer of Datanet India Private Limited (hereinafter referred to as "Datanet") for use of this analysis report of **Malkajgiri Assembly Constituency (Malkajgiri Vidhan Sabha)** :-

1. **Assembly Factbook™** is a Registered Trade Mark owned by Datanet.
2. All the maps are sketched and graphical representation only and have not been drawn to the scale and also not to represent the actual geographical area or boundary of the unit.
3. The data for the aforesaid analysis is based on authentic sources and has been culled from the various publications of Census, CSO and NSSO for district and block level data, various central and state government departments, Central & State Elections Commissions and the concerned Returning Officers' releases, Electoral Rolls, Election results and allied publications, internal assessment, surveys, estimates and analysis. Therefore, certain adjustment of data at micro level may have been done to arrive closer to the macro data.
4. Data have been provided on an "As Is" and "As AVAILABLE" basis
5. The colours shown in the maps or diagram and charts of a particular party, alliance or AC are indicative and do not represent them.
6. This publication which includes maps, sheets, graphs and data would be the property under copyright of Datanet only. The user may use these for its internal study, analysis and research purposes. It's public display, re-selling or any commercial uses by the user are not allowed.
7. Datanet has taken due care and caution in compilation and processing of data and allied information, but does not guarantee the accuracy, adequacy or completeness of any information/analysis and will be not responsible for any errors or omissions or for the results obtained from the use of such information/analysis.
8. All the contents for the publication have been culled from various authentic sources and Datanet reasonably believes such sources to be reliable, but does not make any representations, express or implied as to the accuracy or fitness of use of such information. The information or contents of the information/analysis do not constitute advice and should not be relied upon in making (or refraining from making) any decision. Any reliance placed upon the information provided by Datanet is the sole responsibility and strictly at the user's risk.
9. In no event will Datanet be liable for any damages (including, without limitation, damages for loss of business projects, or loss of profits) arising in contract, tort or otherwise from the use of or inability to use any of its contents, or from any action taken (or refrained from being taken) as a result of using the analysis or any of its contents. Datanet its directors, owners, editors, officials, employees, distributor and agents or any associate will not be liable for any errors in the information contained or any consequences arising from the use of the contents of the provided information/analysis.
10. If any provision of these terms and conditions is held invalid or illegal or unenforceable for any reason by any court of competent jurisdiction, such provision shall be severed and the remainder of provisions of the terms and conditions shall continue in full force and effect as if the Term of Use had been executed with the invalid, illegal or unenforceable provision eliminated.
11. If there are any discrepancies in the information provided, please bring it to attention of Datanet for suitable rectification measures.

Buy Online This Complete Book At
Indiastat Publication Book Store

www.indiastatpublications.com

or go directly at

[http://www.indiastatpublications.com/
Assembly_factbook/Telangana/Malkajgiri/ Malkajgiri](http://www.indiastatpublications.com/Assembly_factbook/Telangana/Malkajgiri/Malkajgiri)

 **india**stat**elections**

ISBN : 978-93-6219-979-9



9 789362 199799