



Telangana

Assembly Factbook™

Sangareddy Assembly Constituency



Key Electoral Data of Sangareddy
Assembly Constituency (Vidhan Sabha)

Telangana

Assembly FactbookTM

Sangareddy Assembly Constituency



Sangareddy Vidhan Sabha

Editor & Director

Dr. R.K. Thukral

Research Editor

Dr. Shafeeq Rahman

Compiled, Researched and Published by Datanet India Pvt. Ltd.

D-100, 1st Floor,

Okhla Industrial Area, Phase-I,

New Delhi- 110020.

Ph.: 91-11- 43580781-84

Email : support@indiastatpublications.com

Website : www.indiastatelections.com

Online Book Store :

www.indiastatpublications.com

Report No. : AFB/TS-039-0125

ISBN : 978-93-6219-902-7

First Edition : January, 2018

Eighth Updated Edition : January, 2025

Price : Rs.11500/-

US\$ 310

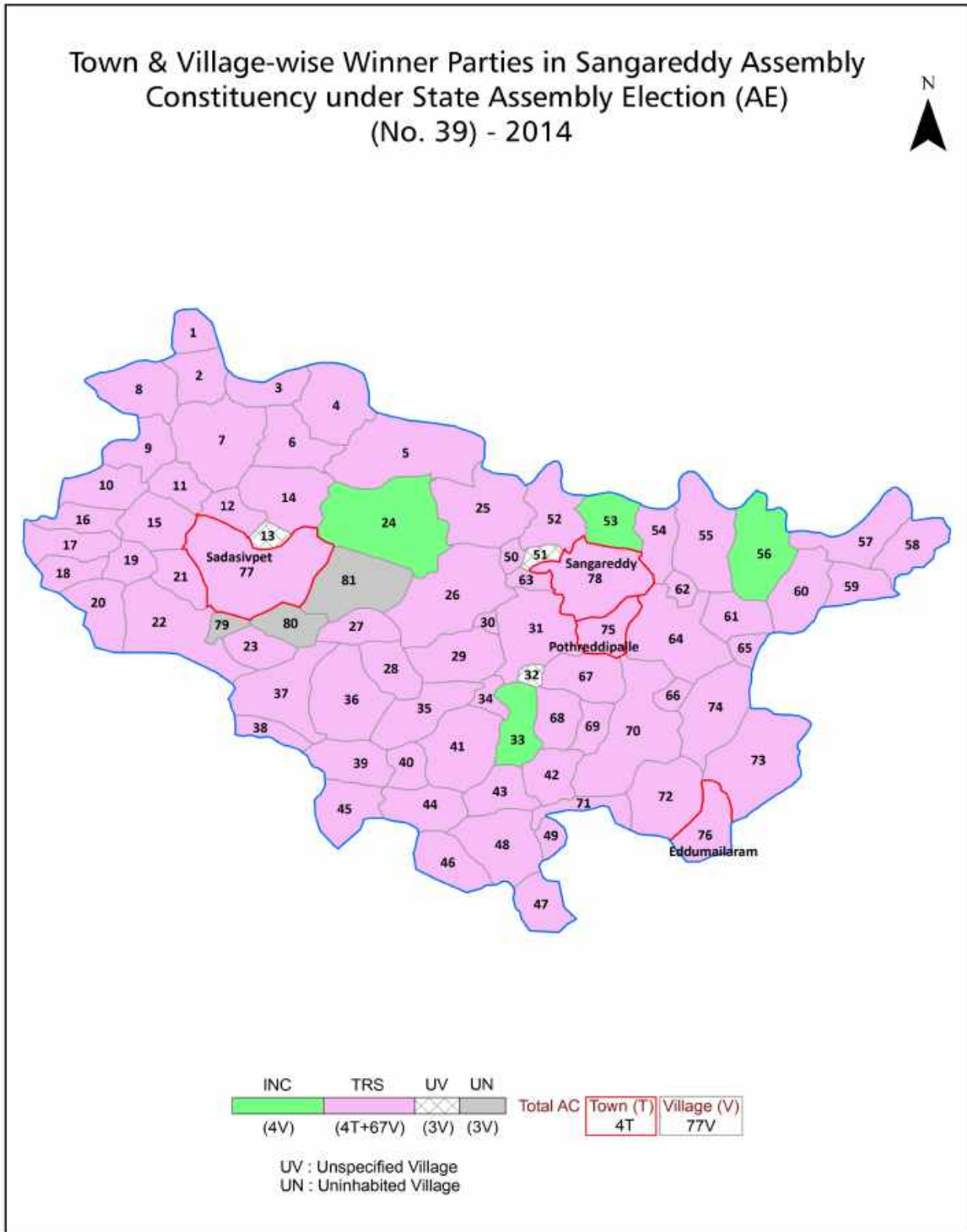
© Datanet India Pvt. Ltd.

All rights reserved. No part of this book may be reproduced, stored in a retrieval system or transmitted in any form or by any means, mechanical photocopying, photographing, scanning, recording or otherwise without the prior written permission of the publisher. Please refer to Disclaimer at page no. 220 for the use of this publication.

Printed in India

No.	Particulars	Page No.
	Introduction	
1	Assembly Constituency - (Vidhan Sabha) at a Glance Features of Assembly as per Delimitation Commission of India (2008)	1-2
	Location and Political Maps	
2	Location Map Boundaries of Assembly Constituency - (Vidhan Sabha) in District Boundaries of Assembly Constituency under Parliamentary Constituency - (Lok Sabha) Town & Village-wise Winner Parties- 2024-PE, 2023-AE, 2019-PE, 2018-AE, 2014-PE, 2014-AE, 2009-PE and 2009-AE	3-11
	Administrative Setup (2011)	
3	District Sub-district Towns Villages Inhabited Villages Uninhabited Villages Village Panchayat Intermediate Panchayat	12-16
	Demographics (2011)	
4	Population Households Rural/Urban Population Towns and Villages by Population Size Sex Ratio (Total & 0-6 Years) Religious Population Social Population Literacy Rate	17-18
	Electoral Features	
5	Important Dates of Last Elections Held Electors by Gender Service Electors Voters Voters Turnout Polling Stations & Average Number of Electors per Polling Station Electors by Age Group Present Elected Representatives	19-24
	Historical Summary Election Results	
6	Vote Share of Major Parties Winning Margin (Number & Percentage) Polarity of Parties Summary Result of Assembly Segment of Parliamentary Election 2024, 2019, 2014, 2009, 2004 and 1999 Summary Result of Assembly Elections 2023, 2018, 2014, 2009, 2004, 1999, 1994, 1989, 1985, 1983, 1978, 1972, 1967, 1962 and 1957	25-47
	Polling Station Level Election Results	
7	Name and Number of Polling Station 2024-PE, 2023-AE, 2019-PE, 2018-AE, 2014-PE, 2014-AE, 2009-PE and 2009-AE Polling Station-wise Electors, Voters & Voters Turnout 2024-PE, 2023-AE, 2019-PE, 2018-AE, 2014-PE, 2014-AE, 2009-PE and 2009-AE Polling Station wise Elections Results 2024-PE, 2023-AE, 2019-PE, 2018-AE, 2014-PE, 2014-AE, 2009-PE and 2009-AE	48-200
	Share of Assembly Constituency	
8	Share of Assembly Constituency - (Vidhan Sabha) in State, District and Parliamentary Constituency - (Lok Sabha)	201
	Socio-Economic Amenities (2011)	
9	Access to Administrative Units Agricultural, Manufacturing and Industrial Commodities Demographic Indicators Education Health & Manpower Drinking Water Supply Sanitation Entertainment and Recreations Infrastructure Power Food Allocation Distribution and Marketing of Agriculture Commodities Infrastructure Transport and Road Infrastructure Communication Banking and Financial Services Land Use Irrigation Source	203-217
10	Abbreviation & Sources	218-219
11	Disclaimer	220

Location & Political Map



Administrative Setup

List of Village Panchayat & Intermediate Panchayat (Block) Name - 2011

Village Name	Village Panchayat Name	Intermediate Panchayat Name
Aliabad	Aliabad	Kondapur
Ananthasagar	Ananthasagar	Kondapur
Ankanpalle	Ankanpalle	Sadasivpet
Arur	Arur	Sadasivpet
Arutla	Arutla	Sangareddy
Atmakur	Atmakur	Sadasivpet
Babilgaon	Babilgaon	Sadasivpet
Byathole	Byathole	Sangareddy
Chandapur	Chandapur	Sadasivpet
Cheriyal	Cheriyal	Sangareddy
Chi.Konapur	Chi.Konapur	Kondapur
Chidruppa	Chidruppa	Sangareddy
Chintalpalle (Part)	Chintalpalle (Part)	Sangareddy
Edthanur	Edthanur	Sangareddy
Enkepalle	Enkepalle	Sadasivpet
Etigaddasangam	Etigaddasangam	Sadasivpet
Fasalwadi	Fasalwadi	Sangareddy
Gadimalkapuram	Munidevunipalle	Kondapur
Gangaram	Gangaram	Kondapur
Garakurthi	Garakurthi	Kondapur
Girmapur	Girmapur	Kondapur
Gollapalle	Gollapalle	Kondapur
Goplaram (Kurd)	Ch. Goplaram	Kondapur
Gunthapalle	Gunthapalle	Kondapur
Haridaspur	Haridaspur	Kondapur
Indrakaran	Indrakaran	Sangareddy
Irigipalle	Irigipalle	Sangareddy
Ishratabad	Venkatapur	Sadasivpet
Ismailkhanpet	Ismailkhanpet	Sangareddy

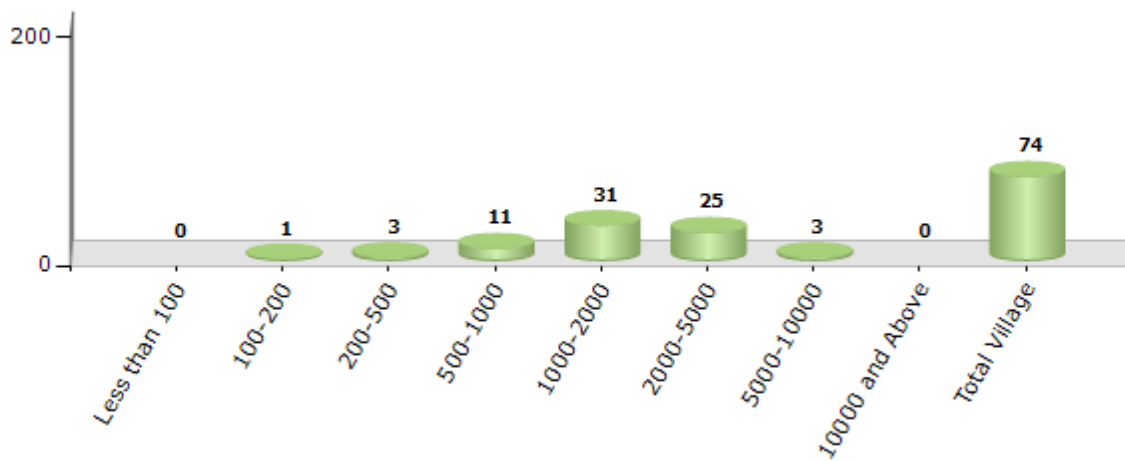
Contd....

Demographics

Number of Villages by Population Size - 2011

Less than 100	100-200	200-500	500-1000	1000-2000	2000-5000	5000-10000	10000 and Above	Total Village
0	1	3	11	31	25	3	0	74

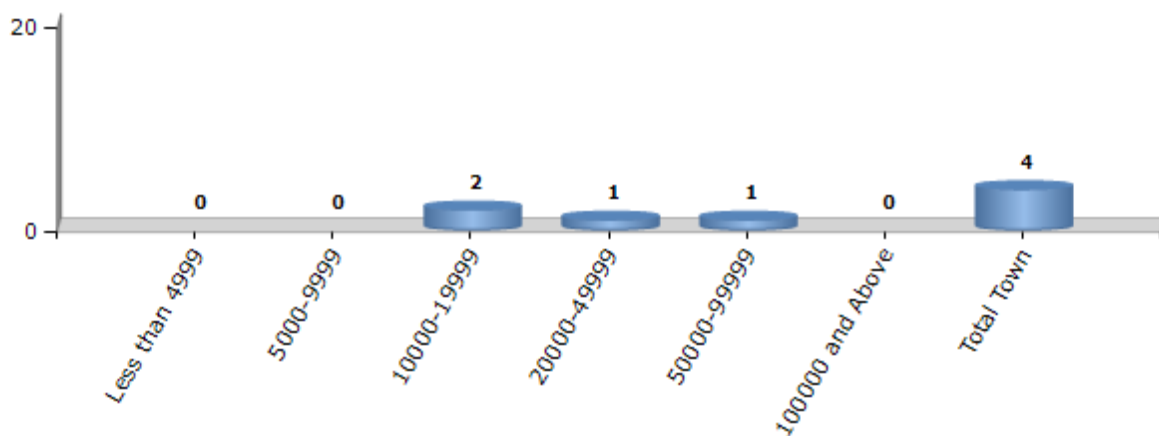
Number of Villages by Population Size - 2011



Number of Towns by Population Size - 2011

Less than 4999	5000-9999	10000-19999	20000-49999	50000-99999	100000 and Above	Total Town
0	0	2	1	1	0	4

Number of Towns by Population Size - 2011

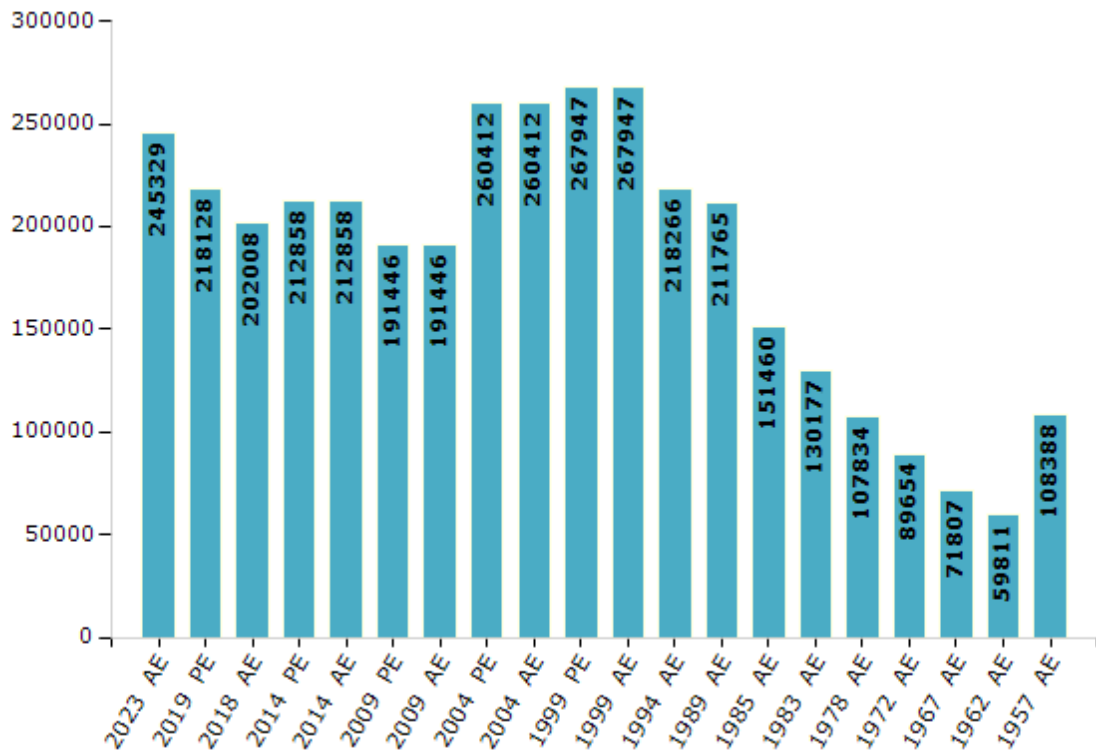


Electoral Features

Electors by Male & Female

Year	Male	Female	Others	Total	Year	Male	Female	Others	Total
2023 AE	121709	123585	35	245329	1994 AE	112343	105923	-	218266
2019 PE	109295	108829	4	218128	1989 AE	111664	100101	-	211765
2018 AE	101107	100900	1	202008	1985 AE	77339	74121	-	151460
2014 PE	108247	104594	17	212858	1983 AE	66190	63987	-	130177
2014 AE	108247	104594	17	212858	1978 AE	53577	54257	-	107834
2009 PE	96448	94998	-	191446	1972 AE	44837	44817	-	89654
2009 AE	96448	94998	-	191446	1967 AE	-	-	-	71807
2004 PE	132861	127551	-	260412	1962 AE	-	-	-	59811
2004 AE	132861	127551	-	260412	1957 AE	-	-	-	108388
1999 PE	138619	129328	-	267947	1955 AE	-	-	-	-
1999 AE	138619	129328	-	267947					

Number of Electors



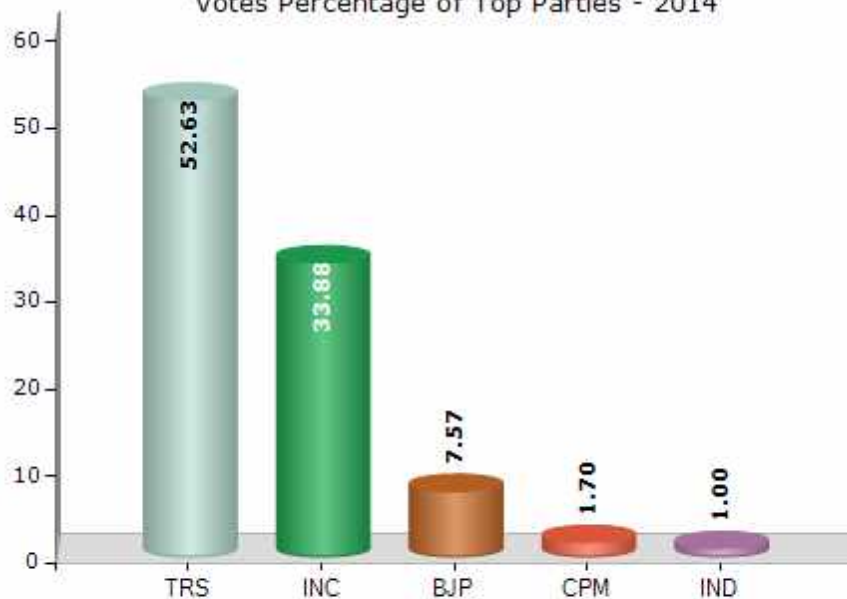
Note : AE : Assembly Election, PE : Assembly Segment of Parliamentary Election

Historical Summary Election Results

Summary Result of Assembly Election - 2014

Candidate Name	Party	Votes	Votes %
Chinta Prabhakar	TRS	82860	52.63
Jayaprakash Reddy .T	INC	53338	33.88
K.Sathyanarayana	BJP	11914	7.57
B. Mallesham	CPM	2684	1.7
Kashipuram Praveen Kumar	IND	1569	1
Gouraiahgari Sreedhar Reddy	YSRCP	1198	0.76
Nagedapally Krishnam Raju	IND	818	0.52
K. Vijaya Kumar	BSP	758	0.48
Dayanand	VoP	298	0.19
Sangram Surender	IND	288	0.18
Bathini Ramulu	IND	250	0.16
Rumandla Prakash	IND	244	0.15
P. Ranjith Kumar	IND	241	0.15
	NOTA	985	0.63

Votes Percentage of Top Parties - 2014



Polling Station Level Election Results

Number and Name of Polling Stations (PS) (2018 AE)

Number of Polling Stations	Name of Polling Stations	Number of Polling Stations	Name of Polling Stations
1	Zilla Parishad High School,Babil Gaon	22	Zilla Parishath High Schoo 10Th Class Room,Venkatapur
2	Zilla Parishad High School,Babil Gaon	23	Zilla Parishad High School,Veltoor
3	Mandal Parishad Upper Primary School,Yeti Gadda Sangam	24	Mandal Parishad Primary School,Veltoor
4	Mandal Parishad Primary School,Malapahad	25	Mandal Parishad Upper Primary School,Mubarakpur-A
5	Mandal Parishad Upper Primary School,Pottipally	26	Mandal Parishad Primary School,Mubarakpur-B
6	Zilla Parishad High School,Kolkur	27	Zilla Parishath High School North Wing,Kalabgur
7	Zilla Parishad High School,Kolkur	28	Zilla Parishad High School,Kalabgur
8	Zilla Parishad High School,Nizampur	29	Mandal Parishad Primary School 1St Class Room,Kalabgoor
9	Zilla Parishad High Scool,Nizampur	30	Mandal Parishad Primary School,Angadipeta
10	Mandal Parishad Primary School,Nizamur	31	Mandal Parishad Upper Primary School,Tallapally
11	Mandal Parishad Upper Primary School,Machireddypally	32	Mandal Parishad Upper Primary School,Tallapally
12	Mandal Parishad Primary School,Athmakur	33	Mandala Parishad Primary School,Kulabgoor
13	Mandal Parishad Primary School,Athmakur	34	Mandal Parishad Primary School,Mohemad Shapur
14	Zilla Parishad High School,Athmakur	35	Mandal Parishad Primary School,Fasalwadi
15	Zilla Parishad High School 6Th Class Room E/M,Athmakur	36	Zilla Parishath High School,Fasalwadi
16	Mandal Parishad Upper Primary School,Yellaram	37	Mandal Parishad Primary School,Fasalwadi
17	Mandal Parishad Primary School,Nagul Pally	38	Zilla Parishath High School,Fasalwadi
18	Mandal Parishad Upper Primary School,Chandapur	39	Mandal Parishad Primary School,Goudicherla
19	Mandal Parishath Primary School,Yenkapally	40	Mandal Parishad Primary School,Hanuman Nagar
20	Mandal Parishath Primary School,Ishtritabad	41	Zilla Parishad High School,Ismailkhanpet
21	Mandal Parishad Primary School,Venkatapur	42	Zilla Parishad High School,Ismailkhanpet

Contd....

Polling Station Level Election Results

Polling Station-wise Votes Secured by Overall Top Five Parties in Sangareddy Assembly in Assembly Election (AE) under Medak Parliamentary Constituency in Telangana (2018)

Number of Polling Station	Winner - Turupu Jayaprakash Reddy (INC)	Runner-up - Chinta Prabhakar (TRS)	3rd - Deshpande Rajeshwar Rao (BJP)	4th - Police. Ramchander (IND)	5th - Beeram Mallesham (CPM)	NOTA	Other	Total Votes Secured
36	158	249	11	19	16	5	15	473
37	148	348	81	25	15	9	15	641
38	266	104	9	10	0	12	10	411
39	351	357	13	12	1	5	9	748
40	433	211	8	10	0	9	11	682
41	363	326	45	14	0	7	15	770
42	304	352	33	15	2	8	9	723
43	232	229	48	6	1	4	8	528
44	247	183	23	11	1	4	5	474
45	312	512	12	32	1	11	7	887
46	231	232	35	23	6	7	7	541
47	187	282	20	18	5	3	7	522
48	243	354	11	16	2	6	10	642
49	199	454	12	34	6	25	25	755
50	288	432	52	9	18	6	12	817
51	187	223	20	15	3	8	6	462
52	360	540	53	32	4	6	8	1003
53	311	166	9	10	5	10	12	523
54	289	223	17	18	2	9	16	574
55	266	314	20	17	2	2	8	629
56	226	119	26	9	3	2	6	391
57	311	326	26	13	14	7	2	699
58	237	204	24	10	5	3	6	489
59	180	218	21	6	2	1	2	430
60	351	308	47	12	15	3	14	750
61	348	435	53	25	18	6	10	895
62	442	397	32	38	49	18	12	988
63	347	372	19	8	0	9	9	764
64	300	219	9	12	5	8	13	566
65	198	174	1	9	0	2	4	388
66	424	225	11	11	5	8	15	699
67	271	233	22	3	18	7	3	557
68	198	129	11	4	3	5	0	350
69	245	202	20	2	2	5	5	481
70	324	367	49	7	0	12	4	763

Contd....

Polling Station Level Election Results

Winner, Runner-up and 3rd Party Position & Winning Margin According to Polling Stations in Sangareddy Assembly in Assembly Election (AE) under Medak Parliamentary Constituency in Telangana (2018)

Polling Station Number	Winner Party	Winner Votes (%)	Runner-up Party	Runner-up Votes (%)	Winning Margin Votes (%)	Third Party	Third Party Votes (%)	Other Votes (%)
71	INC	176 (47.06)	TRS	170 (45.45)	6 (1.61)	BJP	16 (4.28)	12 (3.21)
72	INC	202 (47.75)	TRS	174 (41.13)	28 (6.62)	BJP	27 (6.38)	20 (4.73)
73	INC	164 (46.72)	TRS	150 (42.74)	14 (3.98)	BJP	19 (5.41)	18 (5.13)
74	INC	465 (54.2)	TRS	333 (38.81)	132 (15.39)	BJP	33 (3.85)	27 (3.15)
75	INC	403 (58.41)	TRS	226 (32.75)	177 (25.66)	BJP	42 (6.09)	19 (2.75)
76	INC	351 (48.28)	TRS	270 (37.14)	81 (11.14)	BJP	68 (9.35)	38 (5.23)
77	INC	506 (66.14)	TRS	210 (27.45)	296 (38.69)	BJP	31 (4.05)	18 (2.35)
78	INC	364 (72.37)	TRS	99 (19.68)	265 (52.69)	BJP	21 (4.17)	19 (3.78)
79	INC	446 (60.11)	TRS	239 (32.21)	207 (27.9)	BJP	43 (5.8)	14 (1.89)
80	INC	462 (68.14)	TRS	145 (21.39)	317 (46.75)	BJP	58 (8.55)	13 (1.92)
81	INC	306 (46.58)	TRS	289 (43.99)	17 (2.59)	BJP	44 (6.7)	18 (2.74)
82	INC	335 (49.41)	TRS	295 (43.51)	40 (5.9)	BJP	30 (4.42)	18 (2.65)
83	TRS	332 (51.31)	INC	261 (40.34)	71 (10.97)	IND (PR)	18 (2.78)	36 (5.56)
84	INC	471 (60.62)	TRS	216 (27.8)	255 (32.82)	BJP	70 (9.01)	20 (2.57)
85	INC	331 (48.6)	TRS	320 (46.99)	11 (1.61)	BJP	18 (2.64)	12 (1.76)
86	INC	271 (51.52)	TRS	193 (36.69)	78 (14.83)	BJP	19 (3.61)	43 (8.17)
87	INC	390 (61.32)	TRS	201 (31.6)	189 (29.72)	CPM	22 (3.46)	23 (3.62)
88	INC	162 (58.91)	TRS	103 (37.45)	59 (21.46)	BJP	5 (1.82)	5 (1.82)
89	TRS	452 (64.76)	INC	231 (33.09)	221 (31.67)	IND (PR)	4 (0.57)	11 (1.58)
90	INC	257 (59.77)	TRS	146 (33.95)	111 (25.82)	BJP	17 (3.95)	10 (2.33)
91	INC	386 (67.25)	TRS	143 (24.91)	243 (42.34)	BJP	35 (6.1)	10 (1.74)
92	INC	600 (58.71)	TRS	354 (34.64)	246 (24.07)	BJP	34 (3.33)	34 (3.33)
93	INC	167 (53.53)	TRS	121 (38.78)	46 (14.75)	BJP	12 (3.85)	12 (3.85)
94	TRS	198 (50.77)	INC	174 (44.62)	24 (6.15)	BJP	6 (1.54)	12 (3.08)
95	TRS	195 (51.72)	INC	176 (46.68)	19 (5.04)	BJP	3 (0.8)	3 (0.8)
96	TRS	467 (61.13)	INC	266 (34.82)	201 (26.31)	IND (PR)	18 (2.36)	13 (1.7)
97	TRS	509 (54.56)	INC	369 (39.55)	140 (15.01)	IND (PR)	21 (2.25)	34 (3.64)
98	INC	450 (48.28)	TRS	442 (47.42)	8 (0.86)	IND (PR)	19 (2.04)	21 (2.25)
99	INC	292 (55.2)	TRS	214 (40.45)	78 (14.75)	BJP	14 (2.65)	9 (1.7)
100	INC	303 (64.61)	TRS	146 (31.13)	157 (33.48)	BJP	9 (1.92)	11 (2.35)
101	INC	276 (58.11)	TRS	155 (32.63)	121 (25.48)	CPM	31 (6.53)	13 (2.74)
102	INC	330 (51.64)	TRS	263 (41.16)	67 (10.48)	CPM	17 (2.66)	29 (4.54)
103	TRS	240 (49.38)	INC	226 (46.5)	14 (2.88)	IND (PR)	14 (2.88)	6 (1.23)
104	INC	173 (51.64)	TRS	150 (44.78)	23 (6.86)	IND (PR)	6 (1.79)	6 (1.79)
105	INC	143 (51.25)	TRS	94 (33.69)	49 (17.56)	CPM	23 (8.24)	19 (6.81)

Contd....

Socio-Economic Amenities - Rural

Access to Education Facilities

Particulars	Number of Villages (% of Population)				
	Available	Not Available	If Not Available (Distance of Nearest Facility)		
			A	B	C
Govt. Primary School	74 (100)	0 (0)	0 (0)	0 (0)	0 (0)
Private Primary School	8 (24)	66 (76)	0 (0)	0 (0)	0 (0)
Govt. Middle School	58 (90)	16 (10)	10 (5)	4 (3)	2 (1)
Private Middle School	5 (17)	69 (83)	0 (0)	0 (0)	0 (0)
Govt. Secondary School	30 (64)	44 (36)	23 (19)	17 (14)	4 (3)
Private Secondary School	4 (15)	70 (85)	0 (0)	0 (0)	0 (0)
Govt. Senior Secondary School	0 (0)	74 (100)	7 (8)	37 (58)	30 (33)
Private Senior Secondary School	0 (0)	74 (100)	0 (0)	0 (0)	0 (0)
Govt. Arts and Science Degree College	0 (0)	74 (100)	7 (8)	37 (58)	30 (33)
Private Arts and Science Degree College	0 (0)	74 (100)	0 (0)	0 (0)	0 (0)
Govt. Engineering College	0 (0)	74 (100)	0 (0)	0 (0)	0 (0)
Private Engineering College	2 (4)	72 (96)	9 (20)	20 (24)	43 (52)
Govt. Medicine College	0 (0)	74 (100)	0 (0)	0 (0)	0 (0)
Private Medicine College	1 (2)	73 (98)	6 (15)	16 (19)	51 (64)
Govt. Management Institute	0 (0)	74 (100)	0 (0)	5 (7)	17 (21)
Private Management Institute	1 (5)	73 (95)	11 (20)	15 (17)	25 (30)
Govt. Polytechnic	0 (0)	74 (100)	4 (5)	18 (28)	51 (66)
Private Polytechnic	0 (0)	74 (100)	0 (0)	0 (0)	1 (1)
Govt. Vocational Training School/ITI	0 (0)	74 (100)	4 (5)	18 (28)	52 (66)
Private Vocational Training School/ITI	0 (0)	74 (100)	0 (0)	0 (0)	0 (0)
Govt. Non Formal Training Centre	0 (0)	74 (100)	4 (5)	18 (28)	52 (66)
Private Non Formal Training Centre	0 (0)	74 (100)	0 (0)	0 (0)	0 (0)
Govt. School For Disabled	0 (0)	74 (100)	0 (0)	0 (0)	74 (100)
Private School For Disabled	0 (0)	74 (100)	0 (0)	0 (0)	0 (0)
Government Others	0 (0)	74 (100)	0 (0)	0 (0)	0 (0)
Private Others	0 (0)	74 (100)	0 (0)	0 (0)	0 (0)

Note : Distance A : Less than 5 km; B : Between 5-10 km; C : 10+ km.; Source : Data Analysis is based on 2011 Census.

DISCLAIMER

The Terms of Use and Disclaimer of Datanet India Private Limited (hereinafter referred to as "Datanet") for use of this analysis report of **Sangareddy Assembly Constituency (Sangareddy Vidhan Sabha)** :-

1. **Assembly Factbook™** is a Registered Trade Mark owned by Datanet.
2. All the maps are sketched and graphical representation only and have not been drawn to the scale and also not to represent the actual geographical area or boundary of the unit.
3. The data for the aforesaid analysis is based on authentic sources and has been culled from the various publications of Census, CSO and NSSO for district and block level data, various central and state government departments, Central & State Elections Commissions and the concerned Returning Officers' releases, Electoral Rolls, Election results and allied publications, internal assessment, surveys, estimates and analysis. Therefore, certain adjustment of data at micro level may have been done to arrive closer to the macro data.
4. Data have been provided on an "As Is" and "As AVAILABLE" basis
5. The colours shown in the maps or diagram and charts of a particular party, alliance or AC are indicative and do not represent them.
6. This publication which includes maps, sheets, graphs and data would be the property under copyright of Datanet only. The user may use these for its internal study, analysis and research purposes. It's public display, re-selling or any commercial uses by the user are not allowed.
7. Datanet has taken due care and caution in compilation and processing of data and allied information, but does not guarantee the accuracy, adequacy or completeness of any information/analysis and will be not responsible for any errors or omissions or for the results obtained from the use of such information/analysis.
8. All the contents for the publication have been culled from various authentic sources and Datanet reasonably believes such sources to be reliable, but does not make any representations, express or implied as to the accuracy or fitness of use of such information. The information or contents of the information/analysis do not constitute advice and should not be relied upon in making (or refraining from making) any decision. Any reliance placed upon the information provided by Datanet is the sole responsibility and strictly at the user's risk.
9. In no event will Datanet be liable for any damages (including, without limitation, damages for loss of business projects, or loss of profits) arising in contract, tort or otherwise from the use of or inability to use any of its contents, or from any action taken (or refrained from being taken) as a result of using the analysis or any of its contents. Datanet its directors, owners, editors, officials, employees, distributor and agents or any associate will not be liable for any errors in the information contained or any consequences arising from the use of the contents of the provided information/analysis.
10. If any provision of these terms and conditions is held invalid or illegal or unenforceable for any reason by any court of competent jurisdiction, such provision shall be severed and the remainder of provisions of the terms and conditions shall continue in full force and effect as if the Term of Use had been executed with the invalid, illegal or unenforceable provision eliminated.
11. If there are any discrepancies in the information provided, please bring it to attention of Datanet for suitable rectification measures.

**Buy Online This Complete Book At
Datanet India eBooks Store**

www.indiastatpublications.com

or go directly at

[http://www.indiastatpublications.com/
Assembly_factbook/Telangana/Medak/ Sangareddy](http://www.indiastatpublications.com/Assembly_factbook/Telangana/Medak/Sangareddy)

 **indiastat**elections

ISBN : 978-93-6219-902-7



9 789362 199027