



Telangana

Assembly Factbook™

Siddipet Assembly Constituency



Key Electoral Data of Siddipet
Assembly Constituency (Vidhan Sabha)

Telangana
Assembly FactbookTM
Siddipet Assembly Constituency



Siddipet Vidhan Sabha

Editor & Director

Dr. R.K. Thukral

Research Editor

Dr. Shafeeq Rahman

**Compiled, Researched and Published by
Datanet India Pvt. Ltd.**

D-100, 1st Floor,

Okhla Industrial Area, Phase-I,

New Delhi- 110020.

Ph.: 91-11- 43580781-84

Email : support@indiastatpublications.com

Website : www.indiastatelections.com

Online Book Store :

www.indiastatpublications.com

Report No. : AFB/TS-033-0125

ISBN : 978-93-6219-750-4

First Edition : January, 2018

Eighth Updated Edition : January, 2025

Price : Rs.11500/-

US\$ 310

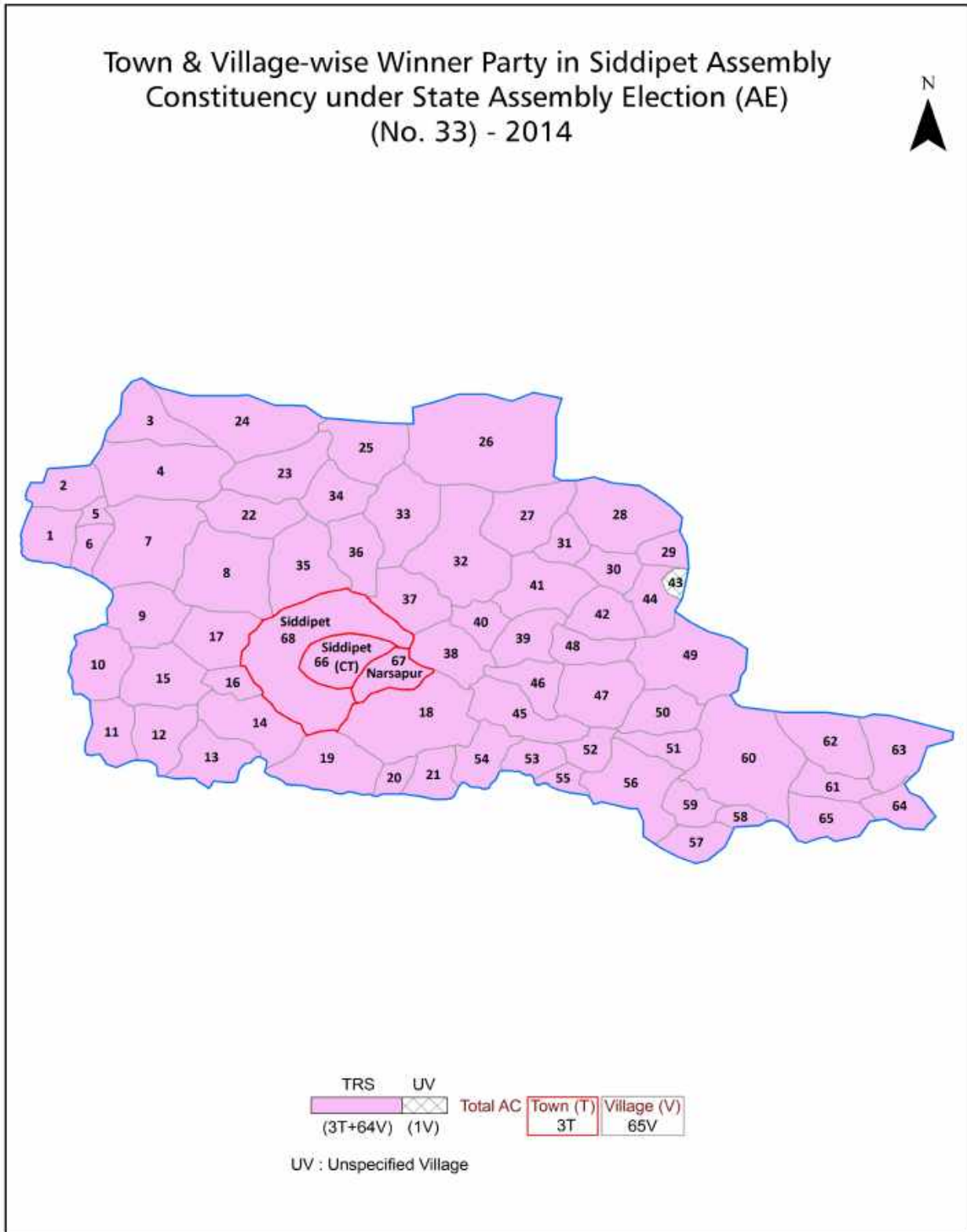
© Datanet India Pvt. Ltd.

All rights reserved. No part of this book may be reproduced, stored in a retrieval system or transmitted in any form or by any means, mechanical photocopying, photographing, scanning, recording or otherwise without the prior written permission of the publisher. Please refer to Disclaimer at page no. 191 for the use of this publication.

Printed in India

No.	Particulars	Page No.
	Introduction	
1	Assembly Constituency - (Vidhan Sabha) at a Glance Features of Assembly as per Delimitation Commission of India (2008)	1-2
	Location and Political Maps	
2	Location Map Boundaries of Assembly Constituency - (Vidhan Sabha) in District Boundaries of Assembly Constituency under Parliamentary Constituency - (Lok Sabha) Town & Village-wise Winner Parties- 2024-PE, 2023-AE, 2019-PE, 2018-AE, 2014-PE, 2014-AE and 2009-AE	3-11
	Administrative Setup (2011)	
3	District Sub-district Towns Villages Inhabited Villages Uninhabited Villages Village Panchayat Intermediate Panchayat	12-15
	Demographics (2011)	
4	Population Households Rural/Urban Population Towns and Villages by Population Size Sex Ratio (Total & 0-6 Years) Religious Population Social Population Literacy Rate	16-17
	Electoral Features	
5	Important Dates of Last Elections Held Electors by Gender Service Electors Voters Voters Turnout Polling Stations & Average Number of Electors per Polling Station Electors by Age Group Present Elected Representatives	18-23
	Historical Summary Election Results	
6	Vote Share of Major Parties Winning Margin (Number & Percentage) Polarity of Parties Summary Result of Assembly Segment of Parliamentary Election 2024, 2019, 2014, 2009, 2004 and 1999 Summary Result of Assembly Elections 2023, 2018, 2014, 2009, 2004, 1999, 1994, 1989, 1985, 1983, 1978, 1972, 1967, 1962 and 1957	24-46
	Polling Station Level Election Results	
7	Name and Number of Polling Station 2024-PE, 2023-AE, 2019-PE, 2018-AE, 2014-PE, 2014-AE and 2009-AE Polling Station-wise Electors, Voters & Voters Turnout 2024-PE, 2023-AE, 2019-PE, 2018-AE, 2014-PE, 2014-AE and 2009-AE Polling Station wise Elections Results 2024-PE, 2023-AE, 2019-PE, 2018-AE, 2014-PE, 2014-AE and 2009-AE	47-171
	Share of Assembly Constituency	
8	Share of Assembly Constituency - (Vidhan Sabha) in State, District and Parliamentary Constituency - (Lok Sabha)	172
	Socio-Economic Amenities (2011)	
9	Access to Administrative Units Agricultural, Manufacturing and Industrial Commodities Demographic Indicators Education Health & Manpower Drinking Water Supply Sanitation Entertainment and Receptions Infrastructure Power Food Allocation Distribution and Marketing of Agriculture Commodities Infrastructure Transport and Road Infrastructure Communication Banking and Financial Services Land Use Irrigation Source	174-188
10	Abbreviation & Sources	189-190
11	Disclaimer	191

Location & Political Map



Administrative Setup

List of Village Panchayat & Intermediate Panchayat (Block) Name - 2011

Village Name	Village Panchayat Name	Intermediate Panchayat Name
Akkanepalle	Akkanepalle	Nangnoor
Allipur	Allipur	Chinnakodur
Ananthasagar	Ananthasagar	Chinnakodur
Ankampet	Ankampet	Siddipet
Ankushapur	Ankushapur	Nangnoor
Baddipadaga	Baddipadaga	Nangnoor
Bakrichapial	Bakrichapial	Siddipet
Burugupalle	Burugupalle	Siddipet
Bussapur	Bussapur	Siddipet
Chandlapur	Chandlapur	Chinnakodur
Cherla Ankireddipalle	Cherla Ankireddipalle	Chinnakodur
Chinnakodur	Chinnakodur	Chinnakodur
Chintamadaka	Chintamadaka	Siddipet
Chowdaram	Chowdaram	Chinnakodur
Ensanpalle	Ensanpalle	Siddipet
Gangapur	Gangapur	Chinnakodur
Gatlamallial	Gatlamallial	Nangnoor
Ghanpur	Ghanpur	Nangnoor
Gonepalle	Gonepalle	Chinnakodur
Gundavallikhurd	Chinagundavalli	Siddipet
Gurralagondi	Gurralagondi	Chinnakodur
Ibrahimpur	Ibrahimpur	Siddipet
Ibrahimpur	Ibrahimpur	Chinnakodur
Irkode	Irkode	Siddipet
Jakkapur	Jakkapur	Chinnakodur
Khanapur	Khanapur	Nangnoor
Khata	Khata	Nangnoor
Konaipalle	Konaipalle	Nangnoor
Kondamrajpalle	Kondamrajpalle	Nangnoor

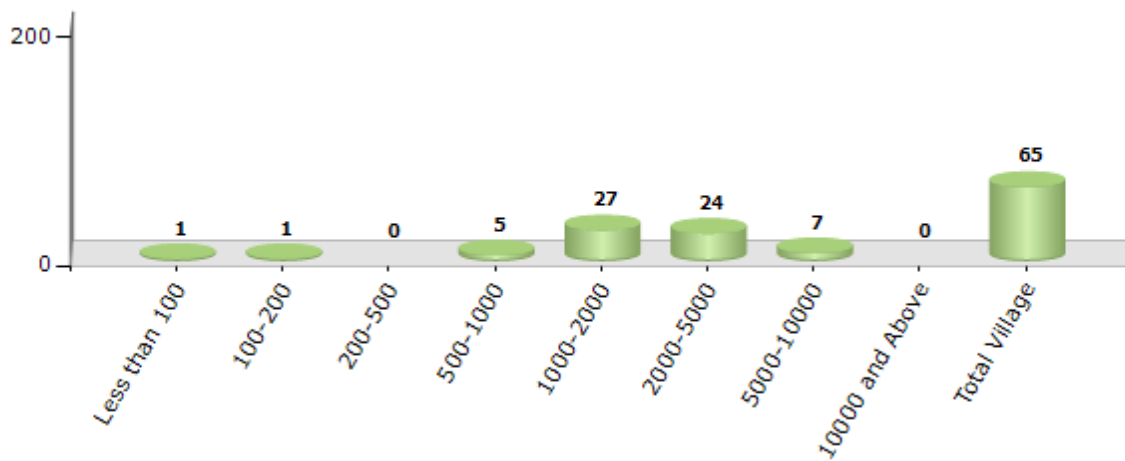
Contd....

Demographics

Number of Villages by Population Size - 2011

Less than 100	100-200	200-500	500-1000	1000-2000	2000-5000	5000-10000	10000 and Above	Total Village
1	1	0	5	27	24	7	0	65

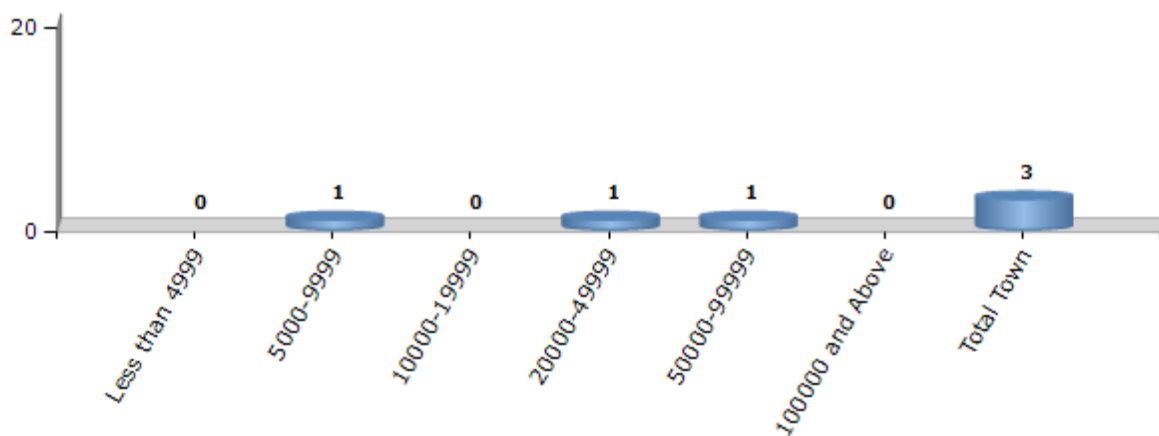
Number of Villages by Population Size - 2011



Number of Towns by Population Size - 2011

Less than 4999	5000-9999	10000-19999	20000-49999	50000-99999	100000 and Above	Total Town
0	1	0	1	1	0	3

Number of Towns by Population Size - 2011

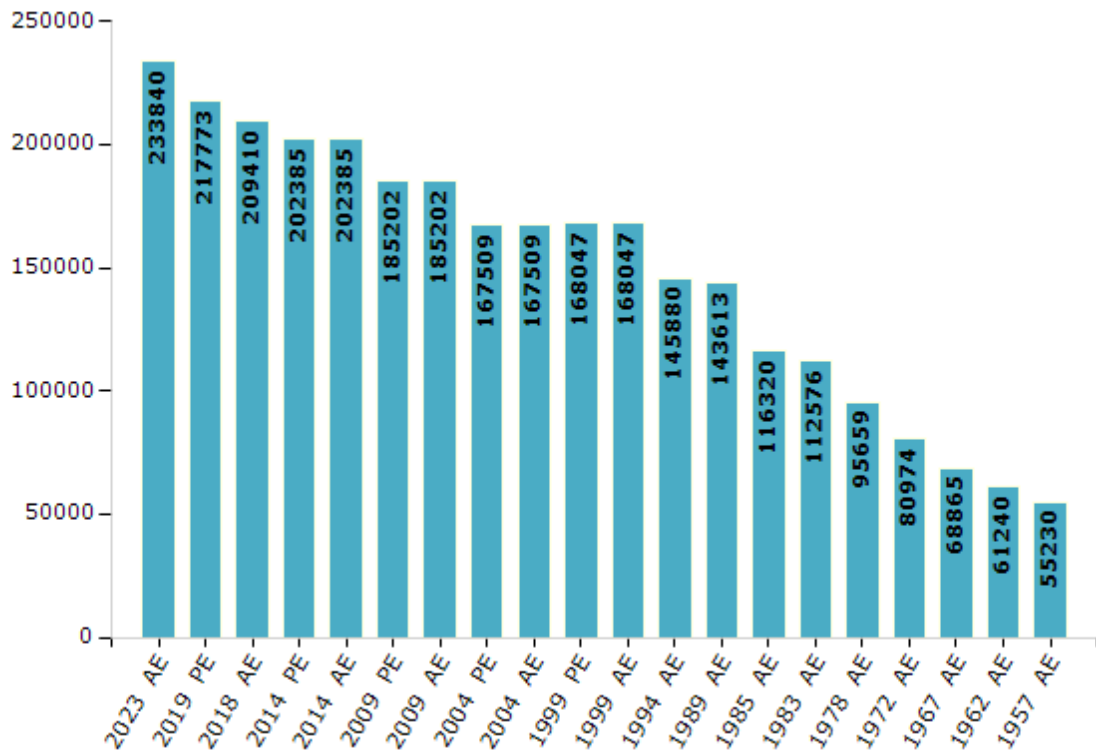


Electoral Features

Electors by Male & Female

Year	Male	Female	Others	Total	Year	Male	Female	Others	Total
2023 AE	115453	118317	70	233840	1994 AE	73243	72637	-	145880
2019 PE	108072	109690	11	217773	1989 AE	72488	71125	-	143613
2018 AE	104118	105277	15	209410	1985 AE	58239	58081	-	116320
2014 PE	101096	101272	17	202385	1983 AE	54719	57857	-	112576
2014 AE	101096	101272	17	202385	1978 AE	47504	48155	-	95659
2009 PE	91147	94055	-	185202	1972 AE	40921	40053	-	80974
2009 AE	91147	94055	-	185202	1967 AE	-	-	-	68865
2004 PE	83623	83886	-	167509	1962 AE	-	-	-	61240
2004 AE	83623	83886	-	167509	1957 AE	-	-	-	55230
1999 PE	83775	84272	-	168047	1955 AE	-	-	-	-
1999 AE	83775	84272	-	168047					

Number of Electors

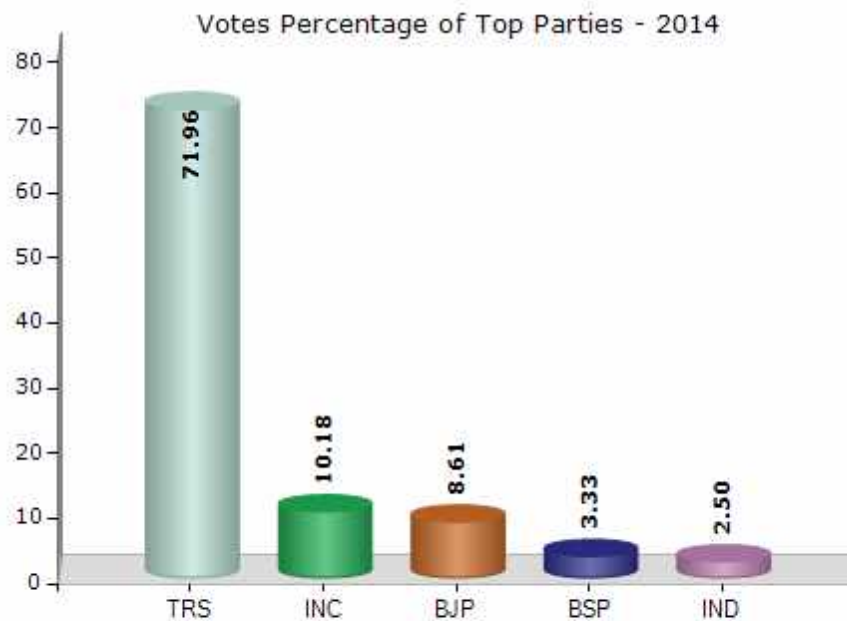


Note : AE : Assembly Election, PE : Assembly Segment of Parliamentary Election

Historical Summary Election Results

Summary Result of Assembly Election - 2014

Candidate Name	Party	Votes	Votes %
Thanneeru Harish Rao	TRS	108699	71.96
Taduri Srinivas Goud	INC	15371	10.18
Soppadandi Vidyasagar	BJP	13003	8.61
Karrolla Babu	BSP	5035	3.33
Bathula Chandram	IND	3774	2.5
K.Kamalakar Reddy	RPI(A)	1157	0.77
Pothuganti Narsimha Reddy	IND	623	0.41
Balaraju Mittapally	IND	592	0.39
Tadka Jagadishwar	YSRCP	555	0.37
Thummanapally Srinivasu	LSP	331	0.22
Udutha Mallesham	IND	245	0.16
	NOTA	1664	1.1



Polling Station Level Election Results

Number and Name of Polling Stations (PS) (2018 AE)

Number of Polling Stations	Name of Polling Stations	Number of Polling Stations	Name of Polling Stations
1	Mandala Parishat Upper Primary School,Ibrahimpur	22	Zilla Parishad High School 8Th Class Room,Pullur
2	Mandala Parishad Primary School,Narayanaraopet	23	Zilla Parishad High School, 6Th Class
3	Mandala Parishad Primary School,Narayanaraopet	24	Mandal Parishad Primary School,Bandacharlapally
4	Zilla Parishad High School(E.W),Narayanraopet	25	Zilla Parishd High School (E .W),Chinnagundavelly
5	Zilla Parishad High School(E.W),Narayanraopet	26	Zilla Parishad High School (S.W),Chinnagundavelly
6	Zilla Parishath High School (W.W),Narayanraopet	27	Mandala Parishad Primary School,Raorukula
7	Zilla Paridhad High School,Laxmidevpally	28	Mandala Parishad Primary School,Raorukula
8	Mandal Parishad Primary School,Kodandaraopally	29	Mandal Parishad Primary School ,Rampur H/O Raorukula
9	Mandal Parishad Primary School,Banjarupally	30	Zilla Parishad High School(S.W),Thornala
10	Mandala Parishat Upper Primary School,Machapur	31	Zilla Parishad High School(W.W),Thornala
11	Mandal Parishad Primary School,Seetharampally	32	Zilla Parishath High School(Roomno 1),Irkode
12	Kvrs, Zphs Chinthamadaka	33	Zilla Parishath High School (Room No. 2)
13	Kvrs, Zphs Chinthamadaka	34	Zilla Parishad High School, 10Th Class Room Bussapur
14	Mandal Parishad Primary School,Ankampet	35	Zilla Parishad High School, 8Th Class Room, Bussapur
15	Zilla Parishad High School (9Th Class),Raghavpur	36	Mandajala Parishad Upper Primary School,Venkatapur
16	Mandal Parishad Primary School,Raghavapur	37	Zilla Parishad High School(N.W),Tadkapally
17	Zilla Parishad High School (10Th Class),Raghavapur	38	Zilla Parishad High School(S.W),Tadkapally
18	Mandal Parishad Upper Primary School, Peddalingareddipally	39	Zilla Parishad High School(N.W),Tadkapally
19	Mandal Parishad Upper Primary School, Peddalingareddipally	40	Mandal Parishath Primary School (1St Class Room), Ensanpally
20	Mandal Parishad Primary School,Pullur	41	M.P.P.S 2Nd Class Room ,Ensanpally
21	Zilla Parishad High School,(E.W)Pulluru	42	Zilla Parishad High School(R N 2),Ensanpally

Contd....

Polling Station Level Election Results

Polling Station-wise Votes Secured by Overall Top Five Parties in Siddipet Assembly in Assembly Election (AE) under Medak Parliamentary Constituency in Telangana (2018)

Number of Polling Station	Winner - Thanneeru Harish Rao (TRS)	Runner-up - Bhavani Marikanti (TJS)	3rd - Naini Narotham Reddy (BJP)	4th - Pushpalatha Medoju (SHP)	5th - Burra Srinivaas (TGIP)	NOTA	Other	Total Votes Secured
36	650	83	40	18	12	17	24	844
37	470	132	36	20	6	10	28	702
38	592	22	29	25	9	11	12	700
39	642	18	14	10	4	10	9	707
40	417	76	26	13	3	21	18	574
41	524	56	44	13	2	14	22	675
42	422	56	50	20	6	13	9	576
43	370	19	34	19	3	9	15	469
44	406	36	38	31	6	10	12	539
45	793	32	38	11	3	15	9	901
46	638	76	63	20	7	26	27	857
47	485	75	72	15	8	12	15	682
48	522	54	52	7	2	8	11	656
49	534	15	70	27	4	4	8	662
50	368	23	83	18	3	12	17	524
51	598	35	127	15	6	14	17	812
52	802	37	84	15	8	17	24	987
53	446	51	45	6	3	8	3	562
54	556	26	100	30	6	15	7	740
55	602	51	100	13	5	12	21	804
56	562	66	31	15	6	11	28	719
57	532	51	26	36	6	14	29	694
58	503	43	34	4	1	9	25	619
59	672	43	60	12	11	14	28	840
60	697	38	38	14	5	10	28	830
61	562	53	107	10	7	21	33	793
62	292	25	48	4	3	10	5	387
63	467	26	96	9	5	15	16	634
64	821	29	93	22	12	25	27	1029
65	682	51	137	23	4	10	21	928
66	623	75	112	17	11	20	25	883
67	457	31	24	3	1	11	11	538
68	559	35	44	9	1	12	10	670
69	611	48	28	19	7	8	27	748
70	509	55	54	8	4	23	53	706

Contd....

Polling Station Level Election Results

Winner, Runner-up and 3rd Party Position & Winning Margin According to Polling Stations in Siddipet Assembly in Assembly Election (AE) under Medak Parliamentary Constituency in Telangana (2018)

Polling Station Number	Winner Party	Winner Votes (%)	Runner-up Party	Runner-up Votes (%)	Winning Margin Votes (%)	Third Party	Third Party Votes (%)	Other Votes (%)
71	TRS	531 (75.75)	BJP	60 (8.56)	471 (67.19)	TJS	41 (5.85)	69 (9.84)
72	TRS	534 (81.28)	BJP	51 (7.76)	483 (73.52)	TJS	35 (5.33)	37 (5.63)
73	TRS	358 (81.36)	TJS	40 (9.09)	318 (72.27)	BJP	17 (3.86)	25 (5.68)
74	TRS	466 (81.04)	TJS	39 (6.78)	427 (74.26)	BJP	15 (2.61)	55 (9.57)
75	TRS	440 (67.69)	TJS	60 (9.23)	380 (58.46)	BLFP	56 (8.62)	94 (14.46)
76	TRS	424 (75.31)	TJS	87 (15.45)	337 (59.86)	BLFP	12 (2.13)	40 (7.1)
77	TRS	381 (73.69)	TJS	66 (12.77)	315 (60.92)	BJP	21 (4.06)	49 (9.48)
78	TRS	640 (72.07)	TJS	102 (11.49)	538 (60.58)	BJP	46 (5.18)	100 (11.26)
79	TRS	462 (68.24)	TJS	72 (10.64)	390 (57.6)	BLFP	51 (7.53)	92 (13.59)
80	TRS	606 (75.56)	TJS	96 (11.97)	510 (63.59)	BLFP	46 (5.74)	54 (6.73)
81	TRS	286 (64.71)	BLFP	71 (16.06)	215 (48.65)	TJS	35 (7.92)	50 (11.31)
82	TRS	377 (81.96)	BJP	23 (5)	354 (76.96)	TJS	20 (4.35)	40 (8.7)
83	TRS	344 (82.49)	BJP	25 (6)	319 (76.49)	TJS	22 (5.28)	26 (6.24)
84	TRS	376 (74.9)	TJS	68 (13.55)	308 (61.35)	BJP	21 (4.18)	37 (7.37)
85	TRS	434 (74.83)	BJP	70 (12.07)	364 (62.76)	TJS	24 (4.14)	52 (8.97)
86	TRS	471 (73.59)	BJP	96 (15)	375 (58.59)	TJS	34 (5.31)	39 (6.09)
87	TRS	330 (75.34)	BJP	52 (11.87)	278 (63.47)	IND (AS)	27 (6.16)	29 (6.62)
88	TRS	617 (71.41)	TJS	114 (13.19)	503 (58.22)	BJP	62 (7.18)	71 (8.22)
89	TRS	624 (75.45)	BJP	88 (10.64)	536 (64.81)	IND (AS)	50 (6.05)	65 (7.86)
90	TRS	471 (75.85)	BJP	78 (12.56)	393 (63.29)	TJS	38 (6.12)	34 (5.48)
91	TRS	769 (83.68)	BJP	69 (7.51)	700 (76.17)	TJS	43 (4.68)	38 (4.13)
92	TRS	619 (78.06)	BJP	72 (9.08)	547 (68.98)	TJS	36 (4.54)	66 (8.32)
93	TRS	456 (74.88)	BJP	57 (9.36)	399 (65.52)	TJS	49 (8.05)	47 (7.72)
94	TRS	558 (75.82)	BJP	81 (11.01)	477 (64.81)	TJS	49 (6.66)	48 (6.52)
95	TRS	409 (80.2)	BJP	39 (7.65)	370 (72.55)	TJS	34 (6.67)	28 (5.49)
96	TRS	359 (75.9)	TJS	59 (12.47)	300 (63.43)	BJP	35 (7.4)	20 (4.23)
97	TRS	453 (81.62)	BJP	33 (5.95)	420 (75.67)	TJS	29 (5.23)	40 (7.21)
98	TRS	450 (75.5)	TJS	62 (10.4)	388 (65.1)	BJP	39 (6.54)	45 (7.55)
99	TRS	337 (83)	TJS	52 (12.81)	285 (70.19)	BJP	6 (1.48)	11 (2.71)
100	TRS	440 (76.66)	TJS	61 (10.63)	379 (66.03)	BJP	37 (6.45)	36 (6.27)
101	TRS	827 (83.62)	BJP	65 (6.57)	762 (77.05)	TJS	57 (5.76)	40 (4.04)
102	TRS	831 (84.02)	TJS	58 (5.86)	773 (78.16)	BJP	46 (4.65)	54 (5.46)
103	TRS	611 (77.64)	BJP	52 (6.61)	559 (71.03)	TJS	51 (6.48)	73 (9.28)
104	TRS	495 (76.51)	BJP	41 (6.34)	454 (70.17)	TJS	40 (6.18)	71 (10.97)
105	TRS	420 (80.31)	BJP	29 (5.54)	391 (74.77)	TJS	27 (5.16)	47 (8.99)

Contd....

Socio-Economic Amenities - Rural

Access to Education Facilities

Particulars	Number of Villages (% of Population)				
	Available	Not Available	If Not Available (Distance of Nearest Facility)		
			A	B	C
Govt. Primary School	64 (100)	1 (0)	0 (0)	0 (0)	0 (0)
Private Primary School	9 (23)	56 (77)	1 (0)	0 (0)	0 (0)
Govt. Middle School	60 (98)	5 (2)	4 (1)	1 (0)	0 (0)
Private Middle School	5 (15)	60 (85)	0 (0)	0 (0)	0 (0)
Govt. Secondary School	38 (77)	27 (23)	15 (10)	11 (12)	1 (0)
Private Secondary School	2 (8)	63 (92)	0 (0)	0 (0)	0 (0)
Govt. Senior Secondary School	1 (4)	64 (96)	2 (2)	20 (31)	19 (26)
Private Senior Secondary School	1 (4)	64 (96)	1 (2)	9 (13)	12 (18)
Govt. Arts and Science Degree College	0 (0)	65 (100)	1 (2)	20 (32)	42 (61)
Private Arts and Science Degree College	1 (4)	64 (96)	0 (0)	0 (0)	1 (1)
Govt. Engineering College	0 (0)	65 (100)	0 (0)	0 (0)	0 (0)
Private Engineering College	0 (0)	65 (100)	0 (0)	18 (33)	47 (67)
Govt. Medicine College	0 (0)	65 (100)	0 (0)	0 (0)	44 (74)
Private Medicine College	0 (0)	65 (100)	0 (0)	0 (0)	21 (26)
Govt. Management Institute	0 (0)	65 (100)	0 (0)	0 (0)	0 (0)
Private Management Institute	1 (2)	64 (98)	1 (1)	11 (21)	52 (76)
Govt. Polytechnic	0 (0)	65 (100)	0 (0)	18 (33)	47 (67)
Private Polytechnic	0 (0)	65 (100)	0 (0)	0 (0)	0 (0)
Govt. Vocational Training School/ITI	1 (4)	64 (96)	0 (0)	11 (19)	31 (44)
Private Vocational Training School/ITI	0 (0)	65 (100)	1 (2)	9 (13)	12 (18)
Govt. Non Formal Training Centre	0 (0)	65 (100)	0 (0)	18 (33)	47 (67)
Private Non Formal Training Centre	0 (0)	65 (100)	0 (0)	0 (0)	0 (0)
Govt. School For Disabled	0 (0)	65 (100)	0 (0)	0 (0)	62 (97)
Private School For Disabled	0 (0)	65 (100)	0 (0)	0 (0)	3 (3)
Government Others	0 (0)	65 (100)	0 (0)	0 (0)	0 (0)
Private Others	0 (0)	65 (100)	0 (0)	0 (0)	0 (0)

Note : Distance A : Less than 5 km; B : Between 5-10 km; C : 10+ km.; Source : Data Analysis is based on 2011 Census.

DISCLAIMER

The Terms of Use and Disclaimer of Datanet India Private Limited (hereinafter referred to as "Datanet") for use of this analysis report of **Siddipet Assembly Constituency (Siddipet Vidhan Sabha)** :-

1. **Assembly Factbook™** is a Registered Trade Mark owned by Datanet.
2. All the maps are sketched and graphical representation only and have not been drawn to the scale and also not to represent the actual geographical area or boundary of the unit.
3. The data for the aforesaid analysis is based on authentic sources and has been culled from the various publications of Census, CSO and NSSO for district and block level data, various central and state government departments, Central & State Elections Commissions and the concerned Returning Officers' releases, Electoral Rolls, Election results and allied publications, internal assessment, surveys, estimates and analysis. Therefore, certain adjustment of data at micro level may have been done to arrive closer to the macro data.
4. Data have been provided on an "As Is" and "As AVAILABLE" basis
5. The colours shown in the maps or diagram and charts of a particular party, alliance or AC are indicative and do not represent them.
6. This publication which includes maps, sheets, graphs and data would be the property under copyright of Datanet only. The user may use these for its internal study, analysis and research purposes. It's public display, re-selling or any commercial uses by the user are not allowed.
7. Datanet has taken due care and caution in compilation and processing of data and allied information, but does not guarantee the accuracy, adequacy or completeness of any information/analysis and will be not responsible for any errors or omissions or for the results obtained from the use of such information/analysis.
8. All the contents for the publication have been culled from various authentic sources and Datanet reasonably believes such sources to be reliable, but does not make any representations, express or implied as to the accuracy or fitness of use of such information. The information or contents of the information/analysis do not constitute advice and should not be relied upon in making (or refraining from making) any decision. Any reliance placed upon the information provided by Datanet is the sole responsibility and strictly at the user's risk.
9. In no event will Datanet be liable for any damages (including, without limitation, damages for loss of business projects, or loss of profits) arising in contract, tort or otherwise from the use of or inability to use any of its contents, or from any action taken (or refrained from being taken) as a result of using the analysis or any of its contents. Datanet its directors, owners, editors, officials, employees, distributor and agents or any associate will not be liable for any errors in the information contained or any consequences arising from the use of the contents of the provided information/analysis.
10. If any provision of these terms and conditions is held invalid or illegal or unenforceable for any reason by any court of competent jurisdiction, such provision shall be severed and the remainder of provisions of the terms and conditions shall continue in full force and effect as if the Term of Use had been executed with the invalid, illegal or unenforceable provision eliminated.
11. If there are any discrepancies in the information provided, please bring it to attention of Datanet for suitable rectification measures.

Buy Online This Complete Book At
Datanet India eBooks Store

www.indiastatpublications.com

or go directly at

[http://www.indiastatpublications.com/
Assembly_factbook/Telangana/Medak/ Siddipet](http://www.indiastatpublications.com/Assembly_factbook/Telangana/Medak/Siddipet)

 **indiastat**elections

ISBN :978-93-6219-750-4



9 789362 197504