



Telangana

Assembly Factbook™

Kollapur Assembly Constituency



Key Electoral Data of Kollapur
Assembly Constituency (Vidhan Sabha)

Telangana

Assembly Factbook™

Kollapur Assembly Constituency



Kollapur Vidhan Sabha

Editor & Director

Dr. R.K. Thukral

Research Editor

Dr. Shafeeq Rahman

**Compiled, Researched and Published by
Datanet India Pvt. Ltd.**

D-100, 1st Floor,

Okhla Industrial Area, Phase-I,

New Delhi- 110020.

Ph.: 91-11- 43580781-84

Email : support@indiastatpublications.com

Website : www.indiastatelections.com

Online Book Store :

www.indiastatpublications.com

Report No. : AFB/TS-085-0125

ISBN : 978-93-6219-195-3

First Edition : January, 2018

Eighth Updated Edition : January, 2025

Price : Rs.11500/-

US\$ 310

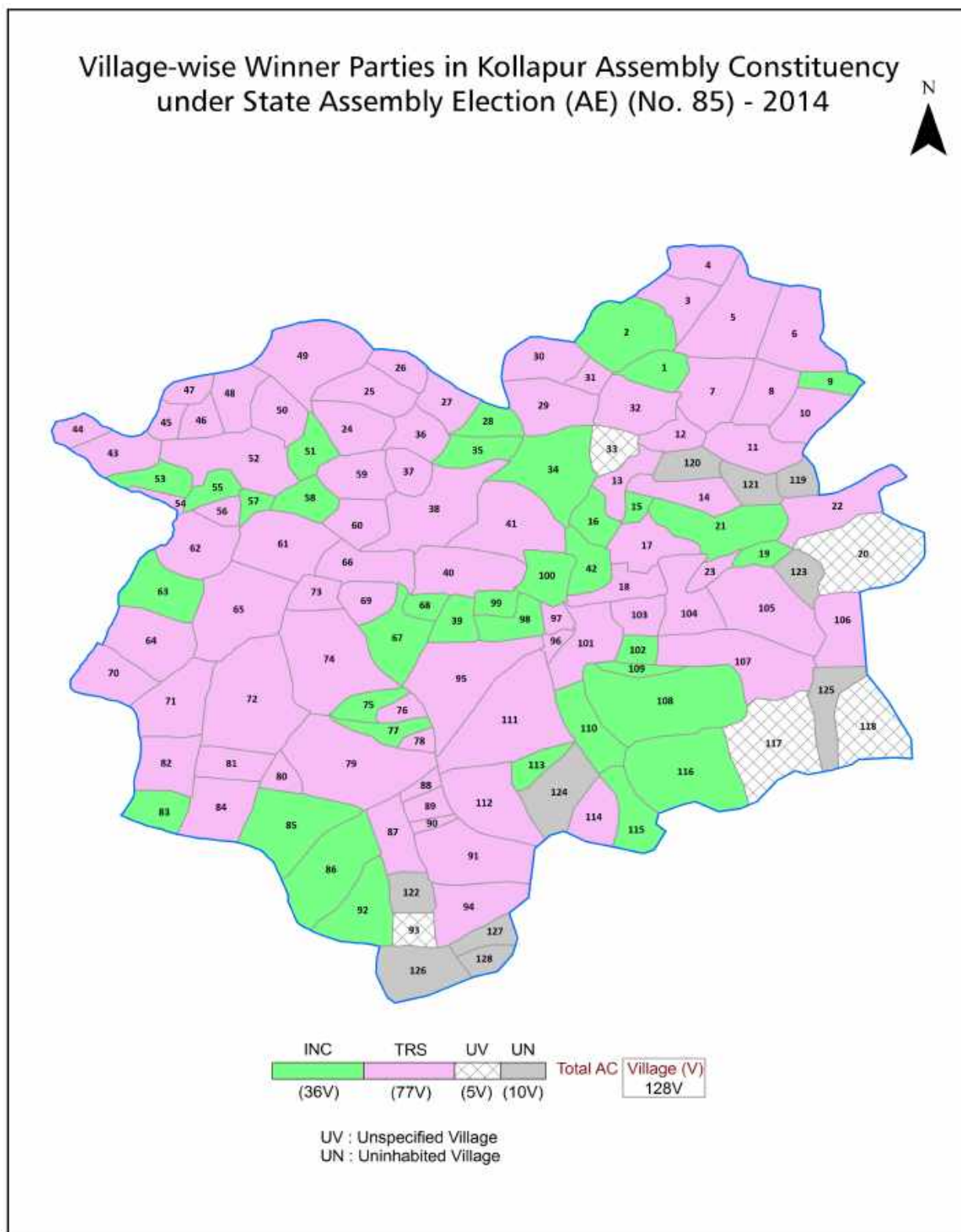
© Datanet India Pvt. Ltd.

All rights reserved. No part of this book may be reproduced, stored in a retrieval system or transmitted in any form or by any means, mechanical photocopying, photographing, scanning, recording or otherwise without the prior written permission of the publisher. Please refer to Disclaimer at page no. 222 for the use of this publication.

Printed in India

No.	Particulars	Page No.
	Introduction	
1	Assembly Constituency - (Vidhan Sabha) at a Glance Features of Assembly as per Delimitation Commission of India (2008)	1-2
	Location and Political Maps	
2	Location Map Boundaries of Assembly Constituency - (Vidhan Sabha) in District Boundaries of Assembly Constituency under Parliamentary Constituency - (Lok Sabha) Village-wise Winner Parties- 2024-PE, 2023-AE, 2019-PE, 2018-AE, 2014-PE, 2014-AE, 2009-PE and 2009-AE	3-11
	Administrative Setup (2011)	
3	District Sub-district Towns Villages Inhabited Villages Uninhabited Villages Village Panchayat Intermediate Panchayat	12-19
	Demographics (2011)	
4	Population Households Rural/Urban Population Villages by Population Size Sex Ratio (Total & 0-6 Years) Religious Population Social Population Literacy Rate	20-21
	Electoral Features	
5	Important Dates of Last Elections Held Electors by Gender Service Electors Voters Voters Turnout Polling Stations & Average Number of Electors per Polling Station Electors by Age Group Present Elected Representatives	22-27
	Historical Summary Election Results	
6	Vote Share of Major Parties Winning Margin (Number & Percentage) Polarity of Parties Summary Result of Assembly Segment of Parliamentary Election 2024, 2019, 2014, 2009, 2004 and 1999 Summary Result of Assembly Elections 2023, 2018, 2014, 2009, 2004, 1999, 1994, 1989, 1985, 1983, 1978, 1972, 1967, 1962 and 1957	28-50
	Polling Station Level Election Results	
7	Name and Number of Polling Station 2024-PE, 2023-AE, 2019-PE, 2018-AE, 2014-PE, 2014-AE, 2009-PE and 2009-AE Polling Station-wise Electors, Voters & Voters Turnout 2024-PE, 2023-AE, 2019-PE, 2018-AE, 2014-PE, 2014-AE, 2009-PE and 2009-AE Polling Station wise Elections Results 2024-PE, 2023-AE, 2019-PE, 2018-AE, 2014-PE, 2014-AE, 2009-PE and 2009-AE	51-202
	Share of Assembly Constituency	
8	Share of Assembly Constituency - (Vidhan Sabha) in State, District and Parliamentary Constituency - (Lok Sabha)	203
	Socio-Economic Amenities (2011)	
9	Access to Administrative Units Agricultural, Manufacturing and Industrial Commodities Demographic Indicators Education Health & Manpower Drinking Water Supply Sanitation Entertainment and Recreations Infrastructure Power Food Allocation Distribution and Marketing of Agriculture Commodities Infrastructure Transport and Road Infrastructure Communication Banking and Financial Services Land Use Irrigation Source	205-219
10	Abbreviation & Sources	220-221
11	Disclaimer	222

Location & Political Map



Administrative Setup

List of Village Panchayat & Intermediate Panchayat (Block) Name - 2011

Village Name	Village Panchayat Name	Intermediate Panchayat Name
Adirala	Chandrakal	Peddakothapalle
Amaragiri	-	Kollapur
Ammaipalle	Dagadapalle	Veepangandla
Ankiraopalle	Ankiraopalle	Kollapur
Annaram	Annaram	Pangal
Ayyavaripalle	Ayyavaripalle	Veepangandla
Bacharam	Peddakothapalle	Peddakothapalle
Badigadinne	Narsaipalle	Kodair
Bandapalle	Janna	Pangal
Bawaipalle	Bawaipalle	Kodair
Bekkam	Bekkam	Veepangandla
Bollaram	Bollaram	Pangal
Bollaram	-	Kollapur
Busireddipalle	Busireddipalle	Pangal
Chandrakal	Chandrakal	Peddakothapalle
Chellepahad	Chellepahad	Veepangandla
Chennapuraopalle	Chennapuraopalle	Peddakothapalle
Chikkepalle	Chikkepalle	Pangal
Chinnakarpamula	Chinnakarpamula	Peddakothapalle
Chinnamarur	Chinnamarur	Veepangandla
Chintakunta	Chintakunta	Pangal
Chintalapalle	Chintalapalle	Kollapur
Choutabetla	-	Kollapur
Chukkaipalle	-	Kollapur
Dagada	-	Veepangandla
Dagadapalle	Dagadapalle	Veepangandla
Davajipalle	Davajipalle	Pangal
Dedinenipalle	Chinnakarpamula	Peddakothapalle
Devalthirumalpur	Devalthirumalpur	Peddakothapalle

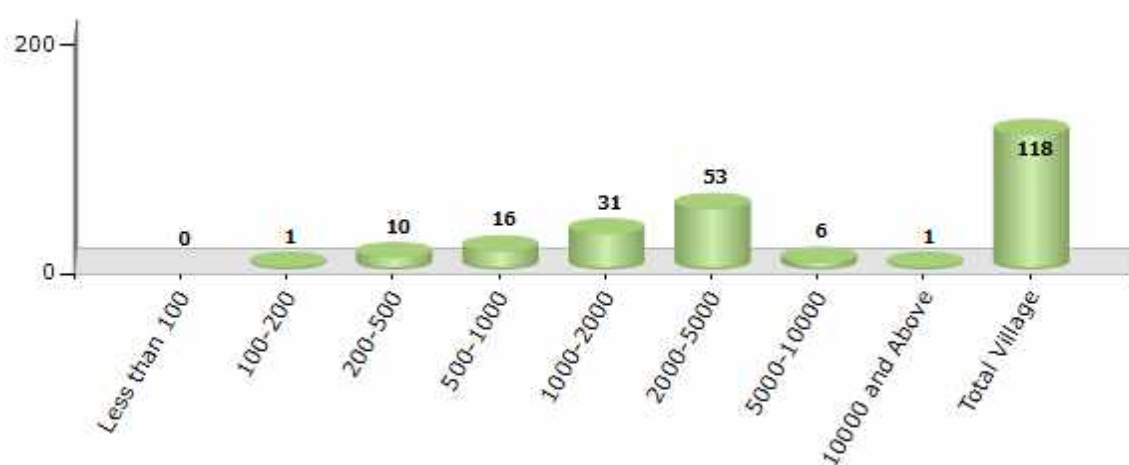
Contd....

Demographics

Number of Villages by Population Size - 2011

Less than 100	100-200	200-500	500-1000	1000-2000	2000-5000	5000-10000	10000 and Above	Total Village
0	1	10	16	31	53	6	1	118

Number of Villages by Population Size - 2011



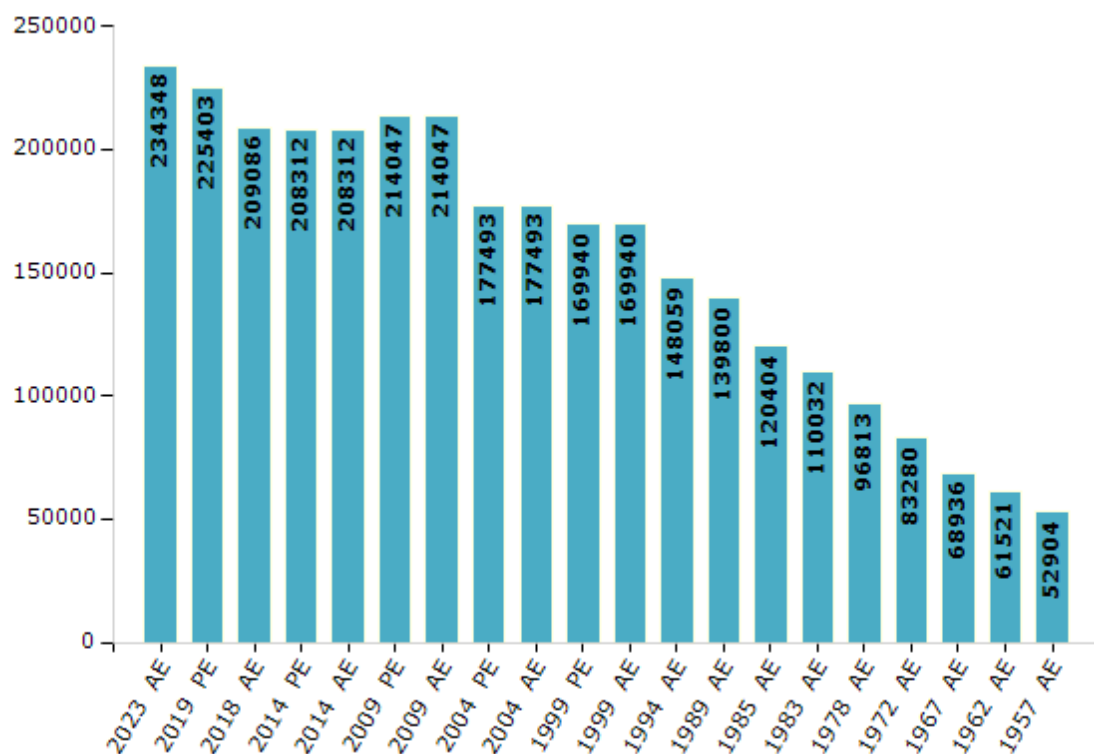
Electoral Features

Electors by Male & Female

Year	Male	Female	Others	Total
2023 AE	119439	114905	4	234348
2019 PE	114459	110940	4	225403
2018 AE	106834	102230	22	209086
2014 PE	105640	102649	23	208312
2014 AE	105640	102649	23	208312
2009 PE	106510	107537	-	214047
2009 AE	106510	107537	-	214047
2004 PE	87981	89512	-	177493
2004 AE	87981	89512	-	177493
1999 PE	85335	84605	-	169940
1999 AE	85335	84605	-	169940

Year	Male	Female	Others	Total
1994 AE	74832	73227	-	148059
1989 AE	69984	69816	-	139800
1985 AE	59966	60438	-	120404
1983 AE	54456	55576	-	110032
1978 AE	47503	49310	-	96813
1972 AE	41278	42002	-	83280
1967 AE	-	-	-	68936
1962 AE	-	-	-	61521
1957 AE	-	-	-	52904
1955 AE	-	-	-	-

Number of Electors

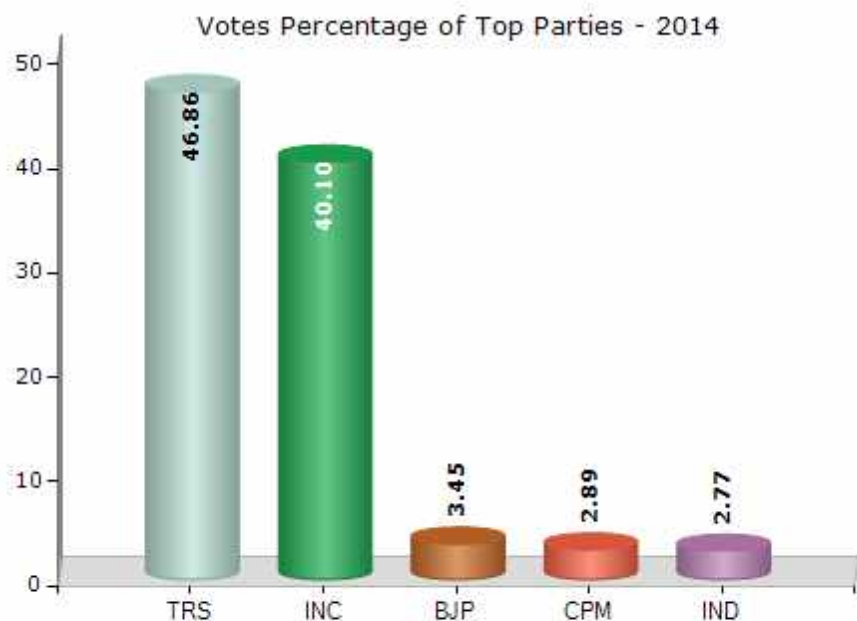


Note : AE : Assembly Election, PE : Assembly Segment of Parliamentary Election

Historical Summary Election Results

Summary Result of Assembly Election - 2014

Candidate Name	Party	Votes	Votes %
Jupally Krishna Rao	TRS	72741	46.86
Beeram Harshavardhan Reddy	INC	62243	40.1
Katikaneni Madhusudhan Rao	BJP	5358	3.45
M.D. Jabbar	CPM	4481	2.89
E.Srinivas	IND	4296	2.77
K. Venkatesh	BSP	1871	1.21
Konda Sudhakar Reddy	IND	1371	0.88
Jambula .Srinivas Reddy	PPOI	694	0.45
Bolle Swamy	IND	610	0.39
Anjaneyudu V	IND	321	0.21
Anvarpasha M.D.	IND	249	0.16
Arjanudu Rao	IND	222	0.14
	NOTA	767	0.49



Polling Station Level Election Results

Number and Name of Polling Stations (PS) (2018 AE)

Number of Polling Stations	Name of Polling Stations	Number of Polling Stations	Name of Polling Stations
1	Zilla Parishath High School,Vennacherla	22	Mandal Parishath Primary School 2 Nd Class Room,Peddakarupamula
2	Zilla Parishath High School,Vennacherla	23	Mandal Parishath Primary School,Peddakarpamula
3	Mandal Parishath Primary School,Vennacherla	24	Mandal Parishath Primary School,Dedineni Palli
4	Mandal Parishath Primary School New Building,Nakkalapalli	25	Mandal Parishath Primary School,Yapatla
5	Mandal Parishath Primary School,Chandrakal	26	Mandal Parishath Primary School,Kotta Yapatla
6	Mandal Parishath Primary School,Chandrakal	27	M.P.Upper Primary School 1 St Class,Chinna Kottapalli
7	Mandal Parishath Primary School,Sanjeeva Pur	28	M.P.Upper Primary School 2 Nd Class Room,Chinna Kottapalli
8	Mandal Parishath Primary School New Building,Adirala	29	M.P.Upper Primary School 4 Th Class Room,Chinnakothapally
9	Zilla Parishad High School 10 Th Class,Mustipalli	30	Mandal Parishath Upper Primary School,Gantrao Palli
10	Mandal Parishath Primary School New Building,Musti Palli	31	Zilla Parishath High School,Gantrao Palli
11	Mandal Parishath Upper Primary School,Marrikal	32	Zilla Parishath High School,Gantraopally
12	Mandal Parishath Upper Primary School,Marrikal	33	Mandal Parishath Primary School,??????????
13	Mandal Parishath Primary School,Devalthimalapur	34	Mandal Parishath Primary School,Mahasamudram
14	Mandal Parishath Primary School,Deval Tirumala Pur	35	Zilla Parishath High School,Satapur
15	Zilla Parishath High School,Peddakothapally	36	Zilla Parishath High School,Sathapur
16	Zilla Parishath High School,Peddakothapalli	37	Zilla Parishath High School,Sathapur
17	Mandal Parishath Upper Primary School 5 Th Class,Peddakothapalli	38	Mandal Parishath Primary School,Kothapeta
18	Mandal Parishath Primary School,Pedda Kothapally	39	Zilla Parishath High School(7 Th Class),Sathapur
19	Mandal Parishath Primary School,Peddakothapally	40	Mandal Parishath Primary School,Maredmandinne
20	Zilla Parishath High Schol,Pedda Karupamula	41	Mandal Parishath Upper Primary School 2Nd Class,Chennapurao Palli
21	*Zphs (9Th Class), Peddakarpamula,Peddakarupamula	42	Mandal Parishath Primary School,Thirmalampally

Contd....

Polling Station Level Election Results

Polling Station-wise Votes Secured by Overall Top Five Parties in Kollapur Assembly in Assembly Election (AE) under Nagarkurnool Parliamentary Constituency in Telangana (2018)

Number of Polling Station	Winner - Beeram Harshavardhan Reddy (INC)	Runner-up - Jupally Krishna Rao (TRS)	3rd - Aelleni Sudhakar Rao (BJP)	4th - Endrakanti Venkatesh (IND)	5th - Bingi Sayanna (IND)	NOTA	Other	Total Votes Secured
36	192	458	71	21	24	7	18	791
37	243	414	97	26	21	8	21	830
38	258	296	50	25	15	8	20	672
39	165	304	30	21	9	9	17	555
40	154	133	62	4	2	3	3	361
41	400	441	64	36	12	10	20	983
42	163	121	2	3	6	1	8	304
43	185	89	66	5	2	0	3	350
44	420	245	104	16	2	2	14	803
45	355	256	38	5	4	1	7	666
46	193	188	112	12	1	2	8	516
47	232	141	205	5	5	6	12	606
48	182	182	236	10	2	3	12	627
49	207	207	242	28	5	8	17	714
50	116	208	344	14	5	6	5	698
51	333	394	40	18	10	5	89	889
52	86	91	15	2	1	1	14	210
53	194	266	43	22	10	5	16	556
54	488	383	198	14	1	2	79	1165
55	534	293	18	10	10	7	42	914
56	274	477	4	13	18	5	22	813
57	432	283	88	19	6	6	8	842
58	478	197	49	15	8	4	18	769
59	355	229	38	3	2	1	27	655
60	341	203	17	2	5	1	26	595
61	377	345	4	11	9	4	15	765
62	324	384	16	25	14	4	19	786
63	309	228	13	22	10	6	23	611
64	407	267	15	8	2	4	59	762
65	414	294	43	15	20	7	36	829
66	308	206	31	7	8	9	20	589
67	291	179	17	20	12	8	65	592
68	283	168	35	14	6	4	83	593
69	391	210	19	16	12	12	25	685
70	401	333	57	25	11	8	28	863

Contd....

Polling Station Level Election Results

Winner, Runner-up and 3rd Party Position & Winning Margin According to Polling Stations in Kollapur Assembly in Assembly Election (AE) under Nagarkurnool Parliamentary Constituency in Telangana (2018)

Polling Station Number	Winner Party	Winner Votes (%)	Runner-up Party	Runner-up Votes (%)	Winning Margin Votes (%)	Third Party	Third Party Votes (%)	Other Votes (%)
71	INC	147 (63.64)	TRS	68 (29.44)	79 (34.2)	SP	5 (2.16)	11 (4.76)
72	INC	253 (49.03)	TRS	228 (44.19)	25 (4.84)	BJP	12 (2.33)	23 (4.46)
73	INC	394 (43.06)	TRS	355 (38.8)	39 (4.26)	BJP	64 (6.99)	102 (11.15)
74	TRS	409 (44.07)	INC	345 (37.18)	64 (6.89)	BJP	58 (6.25)	116 (12.5)
75	INC	305 (49.04)	TRS	238 (38.26)	67 (10.78)	BJP	51 (8.2)	28 (4.5)
76	TRS	340 (53.54)	INC	244 (38.43)	96 (15.11)	BJP	30 (4.72)	21 (3.31)
77	TRS	263 (54)	INC	170 (34.91)	93 (19.09)	BJP	20 (4.11)	34 (6.98)
78	TRS	508 (51.52)	INC	371 (37.63)	137 (13.89)	BJP	34 (3.45)	73 (7.4)
79	TRS	187 (57.01)	INC	125 (38.11)	62 (18.9)	IND (EV)	4 (1.22)	12 (3.66)
80	TRS	317 (45.09)	INC	297 (42.25)	20 (2.84)	BJP	18 (2.56)	71 (10.1)
81	INC	335 (44.37)	TRS	326 (43.18)	9 (1.19)	BJP	62 (8.21)	32 (4.24)
82	INC	221 (38.24)	TRS	210 (36.33)	11 (1.91)	BJP	83 (14.36)	64 (11.07)
83	TRS	278 (41.49)	INC	224 (33.43)	54 (8.06)	BJP	101 (15.07)	67 (10)
84	BJP	363 (51.64)	TRS	173 (24.61)	190 (27.03)	INC	145 (20.63)	22 (3.13)
85	BJP	403 (53.81)	TRS	156 (20.83)	247 (32.98)	INC	151 (20.16)	39 (5.21)
86	INC	408 (46.9)	TRS	299 (34.37)	109 (12.53)	BJP	88 (10.11)	75 (8.62)
87	INC	490 (51.2)	TRS	343 (35.84)	147 (15.36)	BJP	64 (6.69)	60 (6.27)
88	INC	226 (50.56)	TRS	172 (38.48)	54 (12.08)	BSP	19 (4.25)	30 (6.71)
89	INC	420 (47.35)	TRS	332 (37.43)	88 (9.92)	BJP	70 (7.89)	65 (7.33)
90	TRS	256 (40.83)	INC	240 (38.28)	16 (2.55)	BLFP	57 (9.09)	74 (11.8)
91	INC	251 (49.41)	TRS	173 (34.06)	78 (15.35)	BLFP	34 (6.69)	50 (9.84)
92	INC	328 (41.73)	TRS	293 (37.28)	35 (4.45)	BLFP	67 (8.52)	98 (12.47)
93	TRS	372 (53.37)	INC	247 (35.44)	125 (17.93)	BJP	28 (4.02)	50 (7.17)
94	TRS	420 (54.12)	INC	233 (30.03)	187 (24.09)	BJP	57 (7.35)	66 (8.51)
95	TRS	284 (67.3)	INC	107 (25.36)	177 (41.94)	BJP	24 (5.69)	7 (1.66)
96	TRS	390 (47.68)	INC	323 (39.49)	67 (8.19)	BJP	45 (5.5)	60 (7.33)
97	TRS	120 (49.18)	INC	104 (42.62)	16 (6.56)	BJP	12 (4.92)	8 (3.28)
98	TRS	571 (54.64)	INC	327 (31.29)	244 (23.35)	BJP	60 (5.74)	87 (8.33)
99	TRS	347 (57.17)	INC	214 (35.26)	133 (21.91)	BJP	17 (2.8)	29 (4.78)
100	INC	520 (56.89)	TRS	340 (37.2)	180 (19.69)	BSP	16 (1.75)	38 (4.16)
101	TRS	291 (54.19)	INC	203 (37.8)	88 (16.39)	IND (EV)	13 (2.42)	30 (5.59)
102	TRS	358 (61.2)	INC	182 (31.11)	176 (30.09)	IND (EV)	16 (2.74)	29 (4.96)
103	INC	406 (55.09)	TRS	250 (33.92)	156 (21.17)	BJP	35 (4.75)	46 (6.24)
104	TRS	377 (47.13)	INC	332 (41.5)	45 (5.63)	BJP	40 (5)	51 (6.38)
105	INC	409 (45.44)	TRS	376 (41.78)	33 (3.66)	BJP	44 (4.89)	71 (7.89)

Contd....

Socio-Economic Amenities - Rural

Access to Education Facilities

Particulars	Number of Villages (% of Population)				
	Available	Not Available	If Not Available (Distance of Nearest Facility)		
			A	B	C
Govt. Primary School	118 (100)	0 (0)	0 (0)	0 (0)	0 (0)
Private Primary School	4 (7)	114 (93)	0 (0)	0 (0)	0 (0)
Govt. Middle School	72 (82)	46 (18)	20 (7)	23 (10)	3 (1)
Private Middle School	3 (5)	115 (95)	0 (0)	0 (0)	0 (0)
Govt. Secondary School	41 (58)	77 (42)	29 (15)	35 (21)	12 (6)
Private Secondary School	4 (11)	114 (89)	0 (0)	1 (0)	0 (0)
Govt. Senior Secondary School	8 (13)	110 (87)	6 (4)	36 (29)	68 (53)
Private Senior Secondary School	1 (5)	117 (95)	0 (0)	0 (0)	0 (0)
Govt. Arts and Science Degree College	1 (5)	117 (95)	1 (0)	11 (8)	104 (85)
Private Arts and Science Degree College	1 (2)	117 (98)	0 (0)	0 (0)	0 (0)
Govt. Engineering College	0 (0)	118 (100)	0 (0)	0 (0)	0 (0)
Private Engineering College	0 (0)	118 (100)	0 (0)	1 (1)	117 (99)
Govt. Medicine College	0 (0)	118 (100)	0 (0)	0 (0)	50 (44)
Private Medicine College	0 (0)	118 (100)	0 (0)	0 (0)	68 (56)
Govt. Management Institute	0 (0)	118 (100)	0 (0)	0 (0)	0 (0)
Private Management Institute	0 (0)	118 (100)	0 (0)	0 (0)	118 (100)
Govt. Polytechnic	0 (0)	118 (100)	0 (0)	1 (1)	117 (99)
Private Polytechnic	0 (0)	118 (100)	0 (0)	0 (0)	0 (0)
Govt. Vocational Training School/ITI	1 (5)	117 (95)	0 (0)	2 (2)	115 (93)
Private Vocational Training School/ITI	0 (0)	118 (100)	0 (0)	0 (0)	0 (0)
Govt. Non Formal Training Centre	0 (0)	118 (100)	0 (0)	0 (0)	115 (98)
Private Non Formal Training Centre	0 (0)	118 (100)	0 (0)	0 (0)	3 (2)
Govt. School For Disabled	0 (0)	118 (100)	0 (0)	0 (0)	118 (100)
Private School For Disabled	0 (0)	118 (100)	0 (0)	0 (0)	0 (0)
Government Others	0 (0)	118 (100)	0 (0)	0 (0)	0 (0)
Private Others	0 (0)	118 (100)	0 (0)	0 (0)	0 (0)

Note : Distance A : Less than 5 km; B : Between 5-10 km; C : 10+ km.; Source : Data Analysis is based on 2011 Census.

DISCLAIMER

The Terms of Use and Disclaimer of Datanet India Private Limited (hereinafter referred to as "Datanet") for use of this analysis report of **Kollapur Assembly Constituency (Kollapur Vidhan Sabha)** :-

1. **Assembly Factbook™** is a Registered Trade Mark owned by Datanet.
2. All the maps are sketched and graphical representation only and have not been drawn to the scale and also not to represent the actual geographical area or boundary of the unit.
3. The data for the aforesaid analysis is based on authentic sources and has been culled from the various publications of Census, CSO and NSSO for district and block level data, various central and state government departments, Central & State Elections Commissions and the concerned Returning Officers' releases, Electoral Rolls, Election results and allied publications, internal assessment, surveys, estimates and analysis. Therefore, certain adjustment of data at micro level may have been done to arrive closer to the macro data.
4. Data have been provided on an "As Is" and "As AVAILABLE" basis
5. The colours shown in the maps or diagram and charts of a particular party, alliance or AC are indicative and do not represent them.
6. This publication which includes maps, sheets, graphs and data would be the property under copyright of Datanet only. The user may use these for its internal study, analysis and research purposes. It's public display, re-selling or any commercial uses by the user are not allowed.
7. Datanet has taken due care and caution in compilation and processing of data and allied information, but does not guarantee the accuracy, adequacy or completeness of any information/analysis and will be not responsible for any errors or omissions or for the results obtained from the use of such information/analysis.
8. All the contents for the publication have been culled from various authentic sources and Datanet reasonably believes such sources to be reliable, but does not make any representations, express or implied as to the accuracy or fitness of use of such information. The information or contents of the information/analysis do not constitute advice and should not be relied upon in making (or refraining from making) any decision. Any reliance placed upon the information provided by Datanet is the sole responsibility and strictly at the user's risk.
9. In no event will Datanet be liable for any damages (including, without limitation, damages for loss of business projects, or loss of profits) arising in contract, tort or otherwise from the use of or inability to use any of its contents, or from any action taken (or refrained from being taken) as a result of using the analysis or any of its contents. Datanet its directors, owners, editors, officials, employees, distributor and agents or any associate will not be liable for any errors in the information contained or any consequences arising from the use of the contents of the provided information/analysis.
10. If any provision of these terms and conditions is held invalid or illegal or unenforceable for any reason by any court of competent jurisdiction, such provision shall be severed and the remainder of provisions of the terms and conditions shall continue in full force and effect as if the Term of Use had been executed with the invalid, illegal or unenforceable provision eliminated.
11. If there are any discrepancies in the information provided, please bring it to attention of Datanet for suitable rectification measures.

Buy Online This Complete Book At
Datanet India eBooks Store

www.indiastatpublications.com

or go directly at

[http://www.indiastatpublications.com/
Assembly_factbook/Telangana/Nagarkurnool/ Kollapur](http://www.indiastatpublications.com/Assembly_factbook/Telangana/Nagarkurnool/Kollapur)

 **india**stat**elections**

ISBN : 978-93-6219-195-3



9 789362 191953