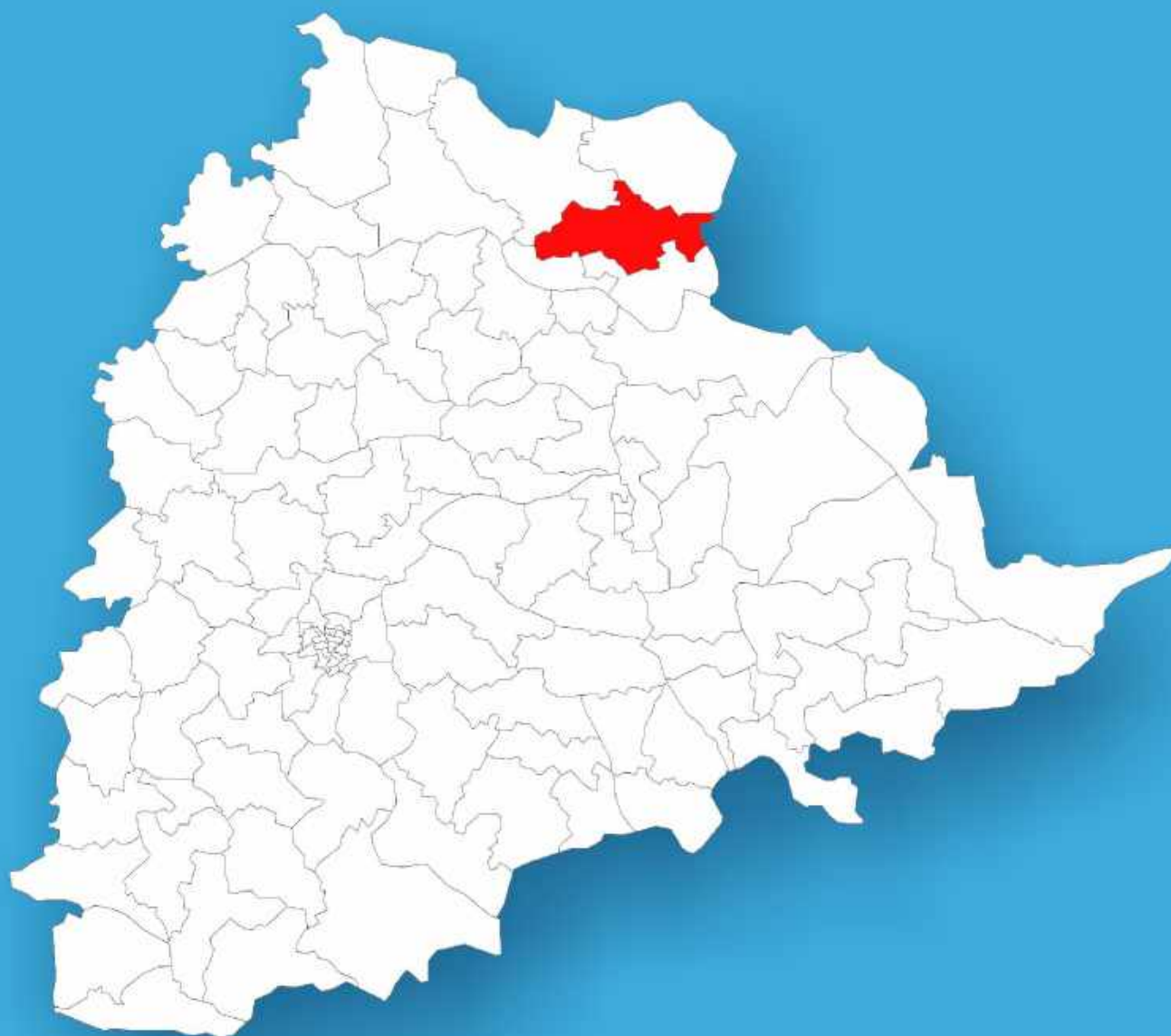




Telangana

Assembly Factbook™

Bellampalli Assembly Constituency



Key Electoral Data of Bellampalli
Assembly Constituency (Vidhan Sabha)

Telangana

Assembly Factbook™

Bellampalli Assembly Constituency



Bellampalli Vidhan Sabha

Editor & Director

Dr. R.K. Thukral

Research Editor

Dr. Shafeeq Rahman

**Compiled, Researched and Published by
Datanet India Pvt. Ltd.**

D-100, 1st Floor,

Okhla Industrial Area, Phase-I,

New Delhi- 110020.

Ph.: 91-11- 43580781-84

Email : support@indiastatpublications.com

Website : www.indiastatelections.com

Online Book Store :

www.indiastatpublications.com

Report No. : AFB/TS-003-0125

ISBN : 978-93-6219-724-5

First Edition : January, 2018

Eighth Updated Edition : January, 2025

Price : Rs.11500/-

US\$ 310

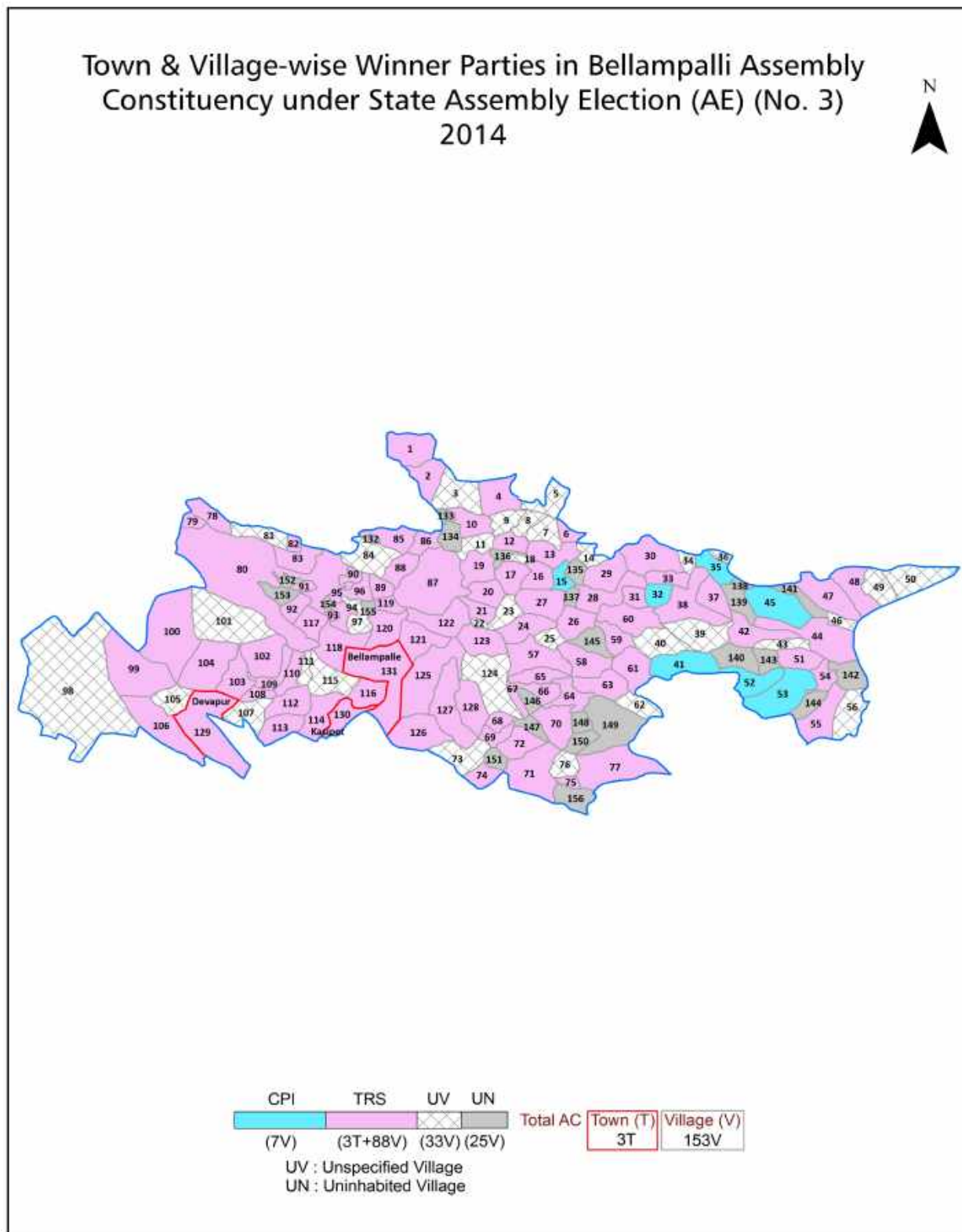
© Datanet India Pvt. Ltd.

All rights reserved. No part of this book may be reproduced, stored in a retrieval system or transmitted in any form or by any means, mechanical photocopying, photographing, scanning, recording or otherwise without the prior written permission of the publisher. Please refer to Disclaimer at page no. 184 for the use of this publication.

Printed in India

No.	Particulars	Page No.
	Introduction	
1	Assembly Constituency - (Vidhan Sabha) at a Glance Features of Assembly as per Delimitation Commission of India (2008)	1-2
	Location and Political Maps	
2	Location Map Boundaries of Assembly Constituency - (Vidhan Sabha) in District Boundaries of Assembly Constituency under Parliamentary Constituency - (Lok Sabha) Town & Village-wise Winner Parties- 2024-PE, 2023-AE, 2019-PE, 2018-AE, 2014-PE, 2014-AE, 2009-PE and 2009-AE	3-11
	Administrative Setup (2011)	
3	District Sub-district Towns Villages Inhabited Villages Uninhabited Villages Village Panchayat Intermediate Panchayat	12-19
	Demographics (2011)	
4	Population Households Rural/Urban Population Towns and Villages by Population Size Sex Ratio (Total & 0-6 Years) Religious Population Social Population Literacy Rate	20-21
	Electoral Features	
5	Important Dates of Last Elections Held Electors by Gender Service Electors Voters Voters Turnout Polling Stations & Average Number of Electors per Polling Station Electors by Age Group Present Elected Representatives	22-27
	Historical Summary Election Results	
6	Vote Share of Major Parties Winning Margin (Number & Percentage) Polarity of Parties Summary Result of Assembly Segment of Parliamentary Election 2024, 2019, 2014 and 2009 Summary Result of Assembly Elections 2023, 2018, 2014 and 2009	28-37
	Polling Station Level Election Results	
7	Name and Number of Polling Station 2024-PE, 2023-AE, 2019-PE, 2018-AE, 2014-PE, 2014-AE, 2009-PE and 2009-AE Polling Station-wise Electors, Voters & Voters Turnout 2024-PE, 2023-AE, 2019-PE, 2018-AE, 2014-PE, 2014-AE, 2009-PE and 2009-AE Polling Station wise Elections Results 2024-PE, 2023-AE, 2019-PE, 2018-AE, 2014-PE, 2014-AE, 2009-PE and 2009-AE	38-164
	Share of Assembly Constituency	
8	Share of Assembly Constituency - (Vidhan Sabha) in State, District and Parliamentary Constituency - (Lok Sabha)	165
	Socio-Economic Amenities (2011)	
9	Access to Administrative Units Agricultural, Manufacturing and Industrial Commodities Demographic Indicators Education Health & Manpower Drinking Water Supply Sanitation Entertainment and Recreations Infrastructure Power Food Allocation Distribution and Marketing of Agriculture Commodities Infrastructure Transport and Road Infrastructure Communication Banking and Financial Services Land Use Irrigation Source	167-181
10	Abbreviation & Sources	182-183
11	Disclaimer	184

Location & Political Map



Administrative Setup

List of Village Panchayat & Intermediate Panchayat (Block) Name - 2011

Village Name	Village Panchayat Name	Intermediate Panchayat Name
Abbapur	Kothapalle	Tandur
Achalapur	Achalapur	Tandur
Akenipalle	Akenipalle & Patha Bellampalle	Bellampalle
Akkalapalle	Karjibheempur	Bhimini
Ankusam	Kannal	Bellampalle
Annaram	Rechini	Tandur
Avadam	Avadam	Nennal
Babapur	Venkatapur	Bhimini
Baddampalle	Chamanpalle	Vemanpalle
Balhanpur	Rechini	Tandur
Batwanpalle	Batwanpalle	Bellampalle
Bhimini	Bhimini	Bhimini
Bitturpalle	Mallidi	Bhimini
Bommena	Chamanpalle	Vemanpalle
Boyapalle	Choutpalle	Tandur
Budha Kalan (R)	Budha Kalan (R)	Bellampalle
Budha Khurd (R)	Budha Khurd	Bellampalle
Buyyaram	Jilleda	Vemanpalle
Chakepalle	Chakepalle	Bellampalle
Chamanpalle	Chamanpalle	Vemanpalle
Chandrapalle	Dwarakapur	Tandur
Chandravelli	Chandravelli	Bellampalle
Chinavenkatapur	Kothur	Nennal
Chintaguda	Devapur	Kasipet
Chintapudi	Lingala	Vemanpalle
Chittapur	Chittapur	Nennal
Choutpalle	Choutpalle	Tandur
Dammireddipet	Jangalpet	Nennal
Dampur	Jajjarvelly	Bhimini

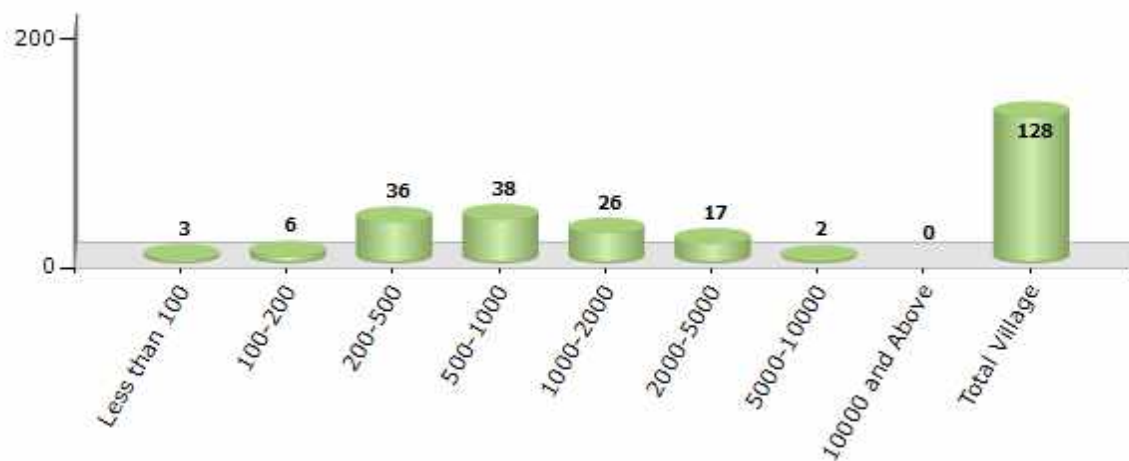
Contd....

Demographics

Number of Villages by Population Size - 2011

Less than 100	100-200	200-500	500-1000	1000-2000	2000-5000	5000-10000	10000 and Above	Total Village
3	6	36	38	26	17	2	0	128

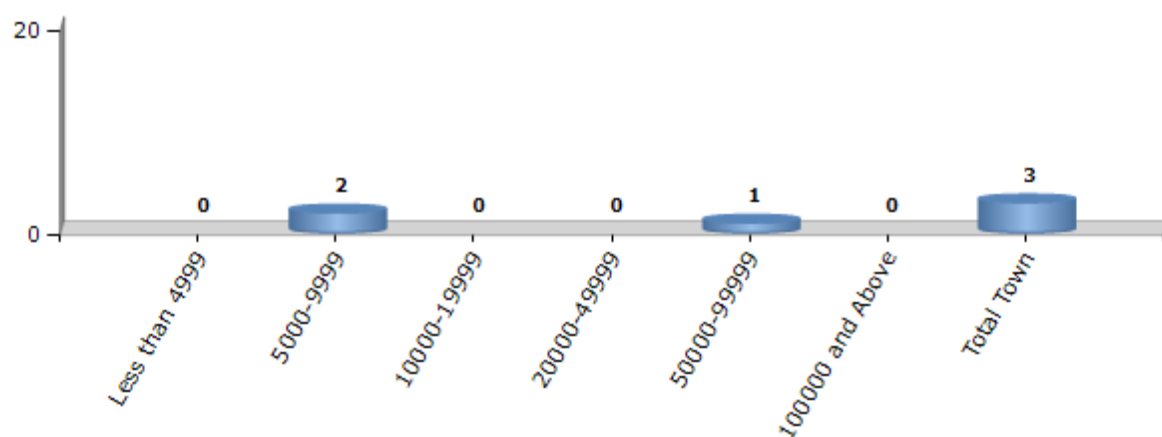
Number of Villages by Population Size - 2011



Number of Towns by Population Size - 2011

Less than 4999	5000-9999	10000-19999	20000-49999	50000-99999	100000 and Above	Total Town
0	2	0	0	1	0	3

Number of Towns by Population Size - 2011



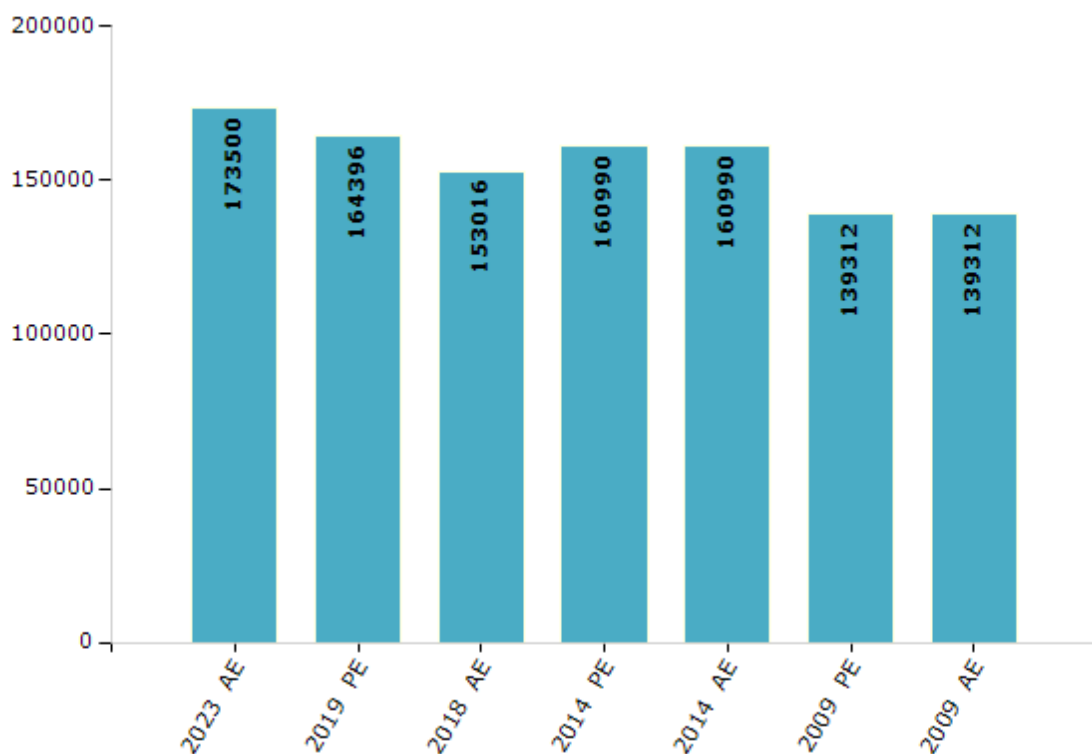
Electoral Features

Electors by Male & Female

Year	Male	Female	Others	Total
2023 AE	86736	86752	12	173500
2019 PE	82467	81913	16	164396
2018 AE	77207	75795	14	153016
2014 PE	81884	79091	15	160990
2014 AE	81884	79091	15	160990
2009 PE	70411	68901	-	139312
2009 AE	70411	68901	-	139312
2004 PE	-	-	-	-
2004 AE	-	-	-	-
1999 PE	-	-	-	-
1999 AE	-	-	-	-

Year	Male	Female	Others	Total
1994 AE	-	-	-	-
1989 AE	-	-	-	-
1985 AE	-	-	-	-
1983 AE	-	-	-	-
1978 AE	-	-	-	-
1972 AE	-	-	-	-
1967 AE	-	-	-	-
1962 AE	-	-	-	-
1957 AE	-	-	-	-
1955 AE	-	-	-	-

Number of Electors



Note : AE : Assembly Election, PE : Assembly Segment of Parliamentary Election

Historical Summary Election Results

Summary Result of Assembly Election - 2014

Candidate Name	Party	Votes	Votes %
Durgam Chinnaiah	TRS	73779	61.76
Gunda Mallesh	CPI	21251	17.79
Pati Subhadra	TDP	9167	7.67
Badikela Sampath Kumar	IND	2648	2.22
Jadi Shankaraiah	IND	1940	1.62
Sabbani Krishna	MCPI	1390	1.16
Erukala Raj Kiran	YSRCP	1377	1.15
Chilumula Shankar	IND	1257	1.05
Dandu Ravinder	LSP	631	0.53
Maddala Srinivas	IND	618	0.52
Gaddala Hymavathi	IND	545	0.46
Mekala Venkatesham	IND	518	0.43
Neerla Padma	IND	517	0.43
Dubasi Prabhakar	IND	516	0.43
Ambala Mahendar	IND	503	0.42
Gandham Shankar	IND	436	0.36
Bandari Srinivas	AAP	385	0.32
Bathula Madhu	AIFB	366	0.31
Moguram Kannaiah	IND	359	0.3
Rajalingu Chippakurthi	IND	320	0.27
Rathnam Srikanth	IND	150	0.13
	NOTA	781	0.65

Polling Station Level Election Results

Number and Name of Polling Stations (PS) (2018 AE)

Number of Polling Stations	Name of Polling Stations	Number of Polling Stations	Name of Polling Stations
1	Mandal Parishat Primary School,Venkatapur	22	Zpps,R No 1,2,4,Mutyampally
2	Mandal Parishat Primary School,Sonapur	23	Zpps,R No 1,2,4,Mutyampally
3	Govt.Ashrama P School,Saleguda H/O Gattrapalli,Gatrao Palli	24	Mpps (E/W) Wing,Kasipet
4	Mandal Parishad Primary School Building,Devapur,Devapur	25	Mpps (E/W) Wing,Kasipet
5	Govt.Ahsram High School Bulding Devapur R No 8& 10,Devapur	26	Zpss,Kasipet
6	Govt.Ahsram High School Bulding Devapur R No 8& 10,Devapur	27	Zpss,Kasipet
7	Cghs Building R No1,3,5,6,7,Devapur	28	M.P.P.S Iambadithanda h/o kasipet
8	Cghs Building R No1,3,5,6,7,Devapur	29	Gram Panchayat Building,Kasipet
9	Cghs Building R No1,3,5,6,7,Devapur	30	Sakha Grandalayam
10	Cghs Building R No1,3,5,6,7,Devapur	31	Mpup School Peddanpally
11	Cghs Building R No1,3,5,6,7,Devapur	32	Mpup School Peddanpally
12	Govt.Ashrama High School Building,Malkapelli	33	Zilla Parishad Secondary School Room1,2,3,Aknepalli
13	Mandal Parishad Primary School,Rottepelli	34	Zilla Parishad Secondary School Room1,2,3,Aknepalli
14	Zpss 7,9Th Class New Building,Dharmarao Pet	35	Zilla Parishath Secondary School,Aknepalli
15	Zpss 7,9Th Class New Building,Dharmarao Pet	36	Mandal Parishath Primary School,Buchayyapalli
16	M.P.P.S,Pallamguda	37	M P U P S Patha Bellampalli R No.1,2,Patha Bellampalli
17	Mandal Parishath Primary School,Konoor	38	M P U P S Patha Bellampalli R No.1,2,Patha Bellampalli
18	M.P.Up.Sbuilding,Komatichenu	39	Mandal Parishath Upper Primary School (Old Building), Chopparipalli,Akenapalli
19	Govt.A Hs,9Th Class Regulaguda H/O Komarichenu	40	Mandal Parishath Upper Primary School (Old Building), Chopparipalli,Akenapalli
20	Govt.Tribal Primary School,Kondapur	41	S.C.Railway High School,Bellampalli
21	Zpps,R No 1,2,4,Mutyampally	42	S.C.Railway High School,Bellampalli

Contd....

Polling Station Level Election Results

Polling Station-wise Votes Secured by Overall Top Five Parties in Bellampalli Assembly in Assembly Election (AE) under Peddapalle Parliamentary Constituency in Telangana (2018)

Number of Polling Station	Winner - Durgam Chinnaiah (TRS)	Runner-up - Gaddam Vinod (BSP)	3rd - Kondagurla Veda Prakash (IND)	4th - Gunda Mallesh (CPI)	5th - Koyyala Emaji (BJP)	NOTA	Other	Total Votes Secured
36	238	176	42	1	1	4	22	484
37	269	294	58	31	3	6	44	705
38	199	191	61	45	8	8	30	542
39	320	310	29	31	13	32	34	769
40	363	287	41	38	10	14	14	767
41	397	255	49	25	15	30	41	812
42	362	312	47	75	17	17	51	881
43	321	345	33	38	26	22	47	832
44	255	171	23	30	10	17	29	535
45	235	187	14	18	10	13	27	504
46	132	131	15	28	4	12	11	333
47	325	364	28	34	16	36	31	834
48	324	289	29	28	2	9	24	705
49	256	281	13	32	14	15	14	625
50	262	283	34	19	6	16	51	671
51	274	257	31	38	6	19	63	688
52	203	318	38	36	8	20	31	654
53	258	344	27	29	9	16	31	714
54	355	92	27	63	4	19	19	579
55	208	168	12	16	7	12	9	432
56	218	284	17	50	17	12	13	611
57	191	162	23	13	3	9	32	433
58	237	172	19	16	4	8	27	483
59	353	278	42	9	16	12	34	744
60	258	210	31	8	12	11	31	561
61	334	170	42	15	7	4	28	600
62	226	164	33	8	3	4	11	449
63	327	171	38	8	10	11	40	605
64	282	212	37	26	12	8	31	608
65	286	166	30	47	14	14	89	646
66	300	178	33	50	21	12	67	661
67	256	255	35	19	20	10	28	623
68	168	159	6	40	11	5	24	413
69	130	304	12	9	95	7	13	570
70	172	206	23	10	18	19	23	471

Contd....

Polling Station Level Election Results

Winner, Runner-up and 3rd Party Position & Winning Margin According to Polling Stations in Bellampalli Assembly in Assembly Election (AE) under Peddapalle Parliamentary Constituency in Telangana (2018)

Polling Station Number	Winner Party	Winner Votes (%)	Runner-up Party	Runner-up Votes (%)	Winning Margin Votes (%)	Third Party	Third Party Votes (%)	Other Votes (%)
71	TRS	420 (43.34)	BSP	369 (38.08)	51 (5.26)	IND (KVP)	77 (7.95)	103 (10.63)
72	BSP	378 (43.55)	TRS	321 (36.98)	57 (6.57)	IND (KVP)	57 (6.57)	112 (12.9)
73	TRS	357 (43.06)	BSP	178 (21.47)	179 (21.59)	BJP	107 (12.91)	187 (22.56)
74	TRS	217 (40.41)	BSP	196 (36.5)	21 (3.91)	IND (KVP)	51 (9.5)	73 (13.59)
75	TRS	386 (65.76)	BSP	97 (16.52)	289 (49.24)	IND (KVP)	54 (9.2)	50 (8.52)
76	TRS	315 (57.17)	BSP	148 (26.86)	167 (30.31)	IND (KVP)	39 (7.08)	49 (8.89)
77	TRS	238 (45.51)	BSP	151 (28.87)	87 (16.64)	IND (KVP)	55 (10.52)	79 (15.11)
78	TRS	231 (37.2)	BSP	217 (34.94)	14 (2.26)	IND (KVP)	78 (12.56)	95 (15.3)
79	BSP	338 (44.42)	TRS	321 (42.18)	17 (2.24)	CPI	29 (3.81)	73 (9.59)
80	BSP	303 (46.05)	TRS	295 (44.83)	8 (1.22)	IND (KVP)	16 (2.43)	44 (6.69)
81	BSP	289 (44.39)	TRS	223 (34.25)	66 (10.14)	CPI	45 (6.91)	94 (14.44)
82	BSP	307 (42.7)	TRS	301 (41.86)	6 (0.84)	IND (KVP)	34 (4.73)	77 (10.71)
83	BSP	427 (45.72)	TRS	383 (41.01)	44 (4.71)	IND (KVP)	43 (4.6)	81 (8.67)
84	BSP	344 (53.5)	TRS	185 (28.77)	159 (24.73)	IND (KVP)	28 (4.35)	86 (13.37)
85	TRS	108 (36.73)	BSP	105 (35.71)	3 (1.02)	IND (KVP)	29 (9.86)	52 (17.69)
86	BSP	155 (47.4)	TRS	93 (28.44)	62 (18.96)	BJP	43 (13.15)	36 (11.01)
87	BSP	233 (45.87)	TRS	191 (37.6)	42 (8.27)	BJP	36 (7.09)	48 (9.45)
88	BSP	288 (45.93)	TRS	239 (38.12)	49 (7.81)	IND (KVP)	40 (6.38)	60 (9.57)
89	TRS	340 (44.04)	BSP	270 (34.97)	70 (9.07)	IND (KVP)	48 (6.22)	114 (14.77)
90	BSP	303 (40.95)	TRS	280 (37.84)	23 (3.11)	BJP	52 (7.03)	105 (14.19)
91	BSP	225 (36.29)	TRS	218 (35.16)	7 (1.13)	IND (KVP)	48 (7.74)	129 (20.81)
92	BSP	458 (50)	TRS	362 (39.52)	96 (10.48)	CPI	33 (3.6)	63 (6.88)
93	TRS	226 (51.48)	BSP	153 (34.85)	73 (16.63)	CPI	19 (4.33)	41 (9.34)
94	TRS	281 (45.25)	BSP	197 (31.72)	84 (13.53)	CPI	33 (5.31)	110 (17.71)
95	TRS	391 (51.79)	BSP	288 (38.15)	103 (13.64)	IND (KVP)	19 (2.52)	57 (7.55)
96	BSP	283 (44.57)	TRS	246 (38.74)	37 (5.83)	IND (KVP)	27 (4.25)	79 (12.44)
97	TRS	366 (46.45)	BSP	291 (36.93)	75 (9.52)	CPI	46 (5.84)	85 (10.79)
98	TRS	368 (44.71)	BSP	313 (38.03)	55 (6.68)	CPI	29 (3.52)	113 (13.73)
99	BSP	289 (44.39)	TRS	252 (38.71)	37 (5.68)	CPI	27 (4.15)	83 (12.75)
100	TRS	266 (42.63)	BSP	231 (37.02)	35 (5.61)	IND (KVP)	38 (6.09)	89 (14.26)
101	TRS	324 (48.29)	BSP	212 (31.59)	112 (16.7)	CPI	49 (7.3)	86 (12.82)
102	BSP	264 (43.78)	TRS	249 (41.29)	15 (2.49)	IND (KVP)	25 (4.15)	65 (10.78)
103	TRS	363 (52.01)	BSP	157 (22.49)	206 (29.52)	CPI	65 (9.31)	113 (16.19)
104	TRS	284 (53.18)	BSP	157 (29.4)	127 (23.78)	IND (KVP)	30 (5.62)	63 (11.8)
105	TRS	205 (44.09)	BSP	152 (32.69)	53 (11.4)	IND (KVP)	49 (10.54)	59 (12.69)

Contd....

Socio-Economic Amenities - Rural

Access to Education Facilities

Particulars	Number of Villages (% of Population)				
	Available	Not Available	If Not Available (Distance of Nearest Facility)		
			A	B	C
Govt. Primary School	126 (100)	2 (0)	0 (0)	0 (0)	0 (0)
Private Primary School	16 (21)	112 (79)	0 (0)	0 (0)	0 (0)
Govt. Middle School	46 (66)	82 (34)	52 (19)	26 (10)	1 (1)
Private Middle School	7 (13)	121 (87)	0 (0)	0 (0)	0 (0)
Govt. Secondary School	23 (50)	105 (50)	39 (17)	59 (31)	7 (3)
Private Secondary School	3 (11)	125 (89)	0 (0)	0 (0)	0 (0)
Govt. Senior Secondary School	3 (11)	125 (89)	4 (5)	27 (23)	73 (38)
Private Senior Secondary School	1 (7)	127 (93)	5 (4)	9 (8)	6 (4)
Govt. Arts and Science Degree College	1 (2)	127 (98)	0 (0)	16 (22)	91 (54)
Private Arts and Science Degree College	2 (9)	126 (91)	4 (2)	9 (8)	6 (4)
Govt. Engineering College	0 (0)	128 (100)	0 (0)	0 (0)	0 (0)
Private Engineering College	0 (0)	128 (100)	0 (0)	1 (3)	127 (97)
Govt. Medicine College	0 (0)	128 (100)	0 (0)	0 (0)	71 (57)
Private Medicine College	0 (0)	128 (100)	0 (0)	0 (0)	57 (43)
Govt. Management Institute	0 (0)	128 (100)	0 (0)	0 (0)	0 (0)
Private Management Institute	0 (0)	128 (100)	0 (0)	0 (0)	128 (100)
Govt. Polytechnic	0 (0)	128 (100)	0 (0)	19 (32)	109 (68)
Private Polytechnic	0 (0)	128 (100)	0 (0)	0 (0)	0 (0)
Govt. Vocational Training School/ITI	0 (0)	128 (100)	0 (0)	19 (32)	109 (68)
Private Vocational Training School/ITI	0 (0)	128 (100)	0 (0)	0 (0)	0 (0)
Govt. Non Formal Training Centre	0 (0)	128 (100)	0 (0)	4 (11)	124 (89)
Private Non Formal Training Centre	0 (0)	128 (100)	0 (0)	0 (0)	0 (0)
Govt. School For Disabled	0 (0)	128 (100)	0 (0)	0 (0)	128 (100)
Private School For Disabled	0 (0)	128 (100)	0 (0)	0 (0)	0 (0)
Government Others	0 (0)	128 (100)	0 (0)	0 (0)	0 (0)
Private Others	0 (0)	128 (100)	0 (0)	0 (0)	0 (0)

Note : Distance A : Less than 5 km; B : Between 5-10 km; C : 10+ km.; Source : Data Analysis is based on 2011 Census.

DISCLAIMER

The Terms of Use and Disclaimer of Datanet India Private Limited (hereinafter referred to as "Datanet") for use of this analysis report of **Bellampalli Assembly Constituency (Bellampalli Vidhan Sabha)** :-

1. **Assembly Factbook™** is a Registered Trade Mark owned by Datanet.
2. All the maps are sketched and graphical representation only and have not been drawn to the scale and also not to represent the actual geographical area or boundary of the unit.
3. The data for the aforesaid analysis is based on authentic sources and has been culled from the various publications of Census, CSO and NSSO for district and block level data, various central and state government departments, Central & State Elections Commissions and the concerned Returning Officers' releases, Electoral Rolls, Election results and allied publications, internal assessment, surveys, estimates and analysis. Therefore, certain adjustment of data at micro level may have been done to arrive closer to the macro data.
4. Data have been provided on an "As Is" and "As AVAILABLE" basis
5. The colours shown in the maps or diagram and charts of a particular party, alliance or AC are indicative and do not represent them.
6. This publication which includes maps, sheets, graphs and data would be the property under copyright of Datanet only. The user may use these for its internal study, analysis and research purposes. It's public display, re-selling or any commercial uses by the user are not allowed.
7. Datanet has taken due care and caution in compilation and processing of data and allied information, but does not guarantee the accuracy, adequacy or completeness of any information/analysis and will be not responsible for any errors or omissions or for the results obtained from the use of such information/analysis.
8. All the contents for the publication have been culled from various authentic sources and Datanet reasonably believes such sources to be reliable, but does not make any representations, express or implied as to the accuracy or fitness of use of such information. The information or contents of the information/analysis do not constitute advice and should not be relied upon in making (or refraining from making) any decision. Any reliance placed upon the information provided by Datanet is the sole responsibility and strictly at the user's risk.
9. In no event will Datanet be liable for any damages (including, without limitation, damages for loss of business projects, or loss of profits) arising in contract, tort or otherwise from the use of or inability to use any of its contents, or from any action taken (or refrained from being taken) as a result of using the analysis or any of its contents. Datanet its directors, owners, editors, officials, employees, distributor and agents or any associate will not be liable for any errors in the information contained or any consequences arising from the use of the contents of the provided information/analysis.
10. If any provision of these terms and conditions is held invalid or illegal or unenforceable for any reason by any court of competent jurisdiction, such provision shall be severed and the remainder of provisions of the terms and conditions shall continue in full force and effect as if the Term of Use had been executed with the invalid, illegal or unenforceable provision eliminated.
11. If there are any discrepancies in the information provided, please bring it to attention of Datanet for suitable rectification measures.

Buy Online This Complete Book At
Datanet India eBooks Store

www.indiastatpublications.com

or go directly at

[http://www.indiastatpublications.com/
Assembly_factbook/Telangana/Peddapalle/ Bellampalli](http://www.indiastatpublications.com/Assembly_factbook/Telangana/Peddapalle/Bellampalli)

 **indiastat**elections

ISBN : 978-93-6219-724-5



9 789362 197245