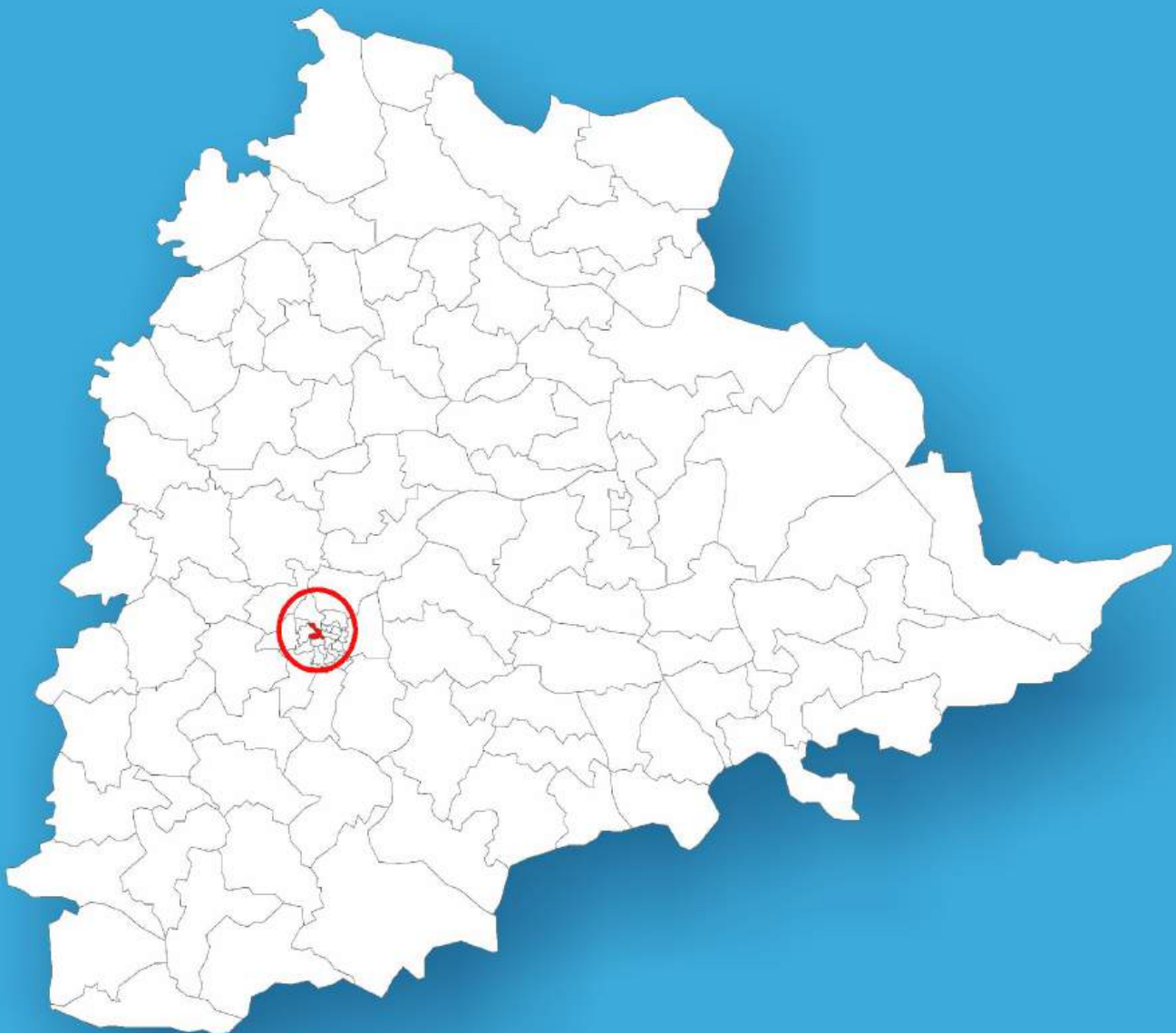




Telangana

# Assembly Factbook™

Jubilee Hills Assembly Constituency

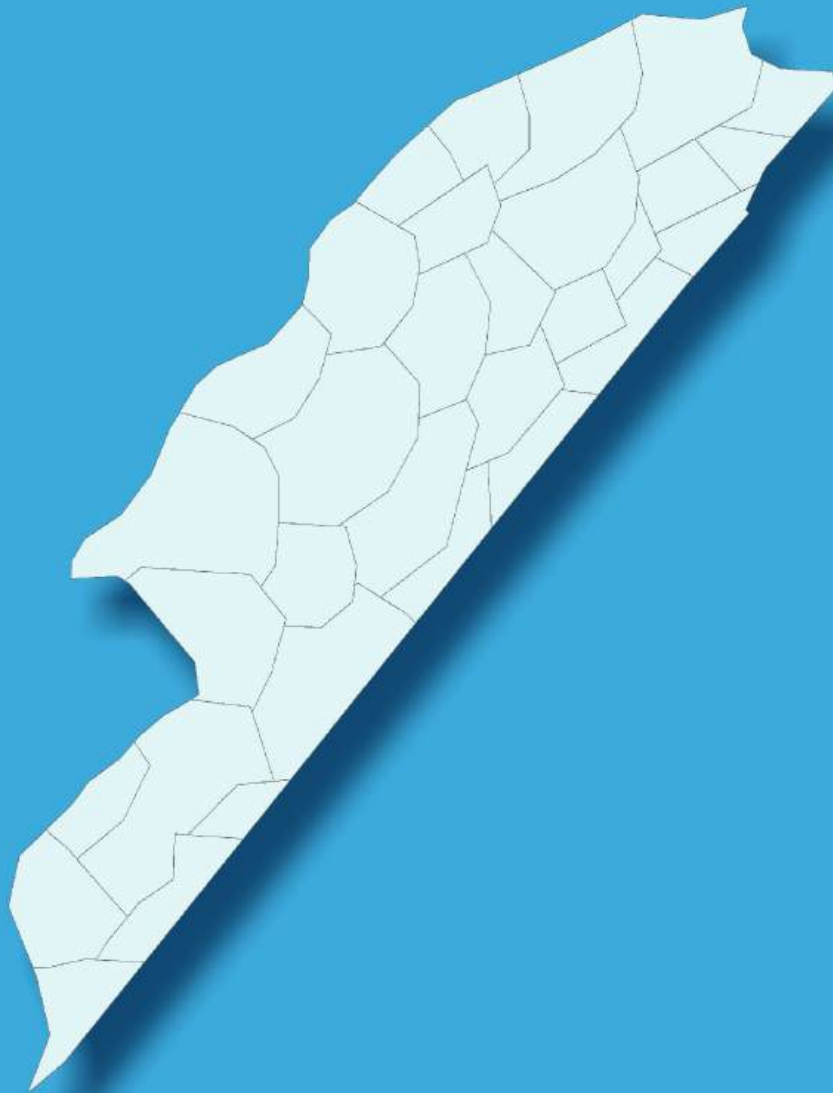


Key Electoral Data of Jubilee Hills  
Assembly Constituency (Vidhan Sabha)

Telangana

# **Assembly Factbook™**

Jubilee Hills Assembly Constituency



Jubilee Hills Vidhan Sabha

**Editor & Director**

Dr. R.K. Thukral

**Research Editor**

Dr. Shafeeq Rahman

**Compiled, Researched and Published by  
Datanet India Pvt. Ltd.**

D-100, 1st Floor,

Okhla Industrial Area, Phase-I,

New Delhi- 110020.

Ph.: 91-11- 43580781-84

Email : support@indiastatpublications.com

Website : www.indiastatelections.com

**Online Book Store :**

www.indiastatpublications.com

**Report No. :** AFB/TS-061-0125

**ISBN :** 978-93-6219-170-0

**First Edition :** January, 2018

**Eighth Updated Edition :** January, 2025

**Price :** Rs.11500/-

US\$ 310

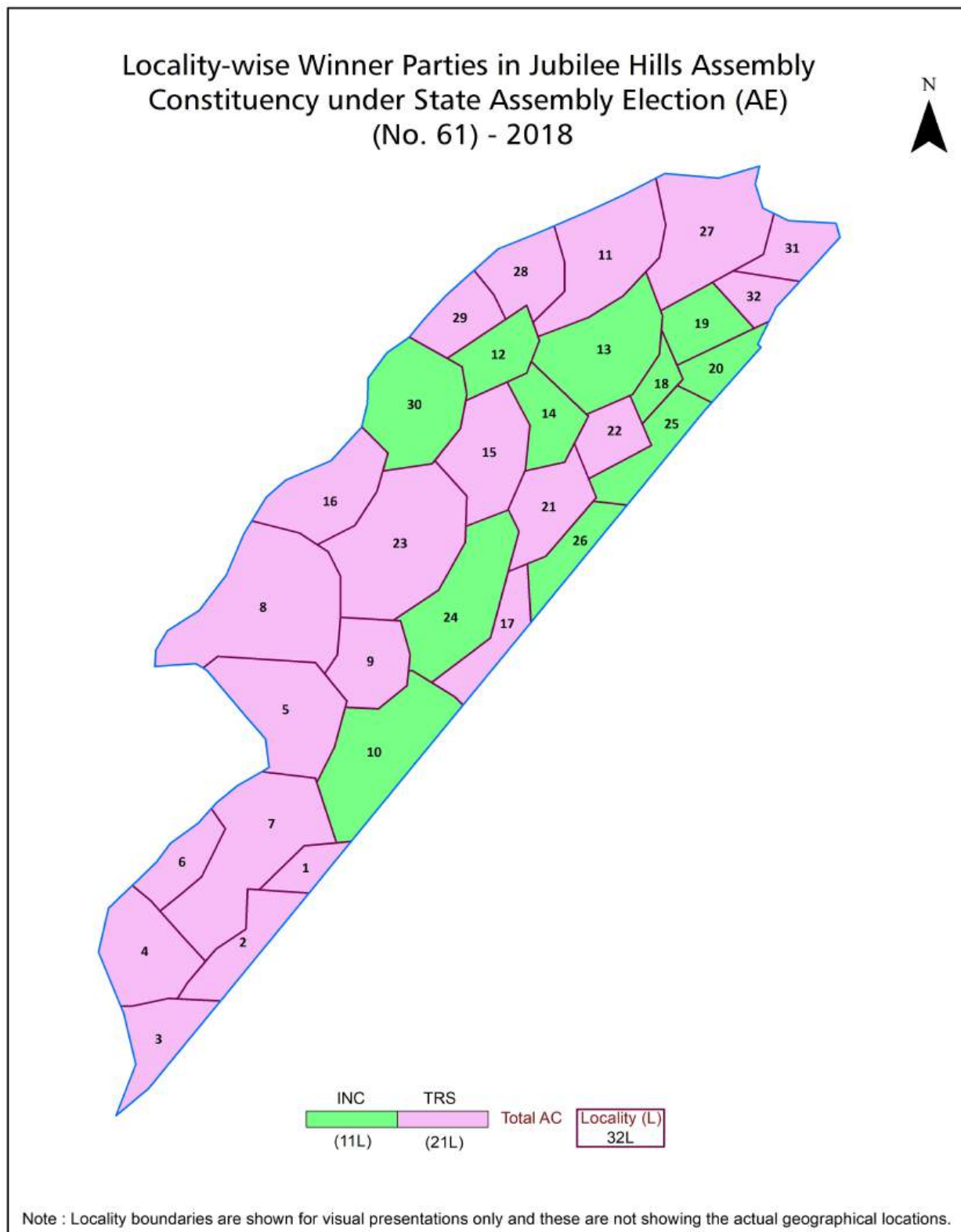
**© Datanet India Pvt. Ltd.**

All rights reserved. No part of this book may be reproduced, stored in a retrieval system or transmitted in any form or by any means, mechanical photocopying, photographing, scanning, recording or otherwise without the prior written permission of the publisher. Please refer to Disclaimer at page no. 211 for the use of this publication.

Printed in India

No.	Particulars	Page No.
	<b>Introduction</b>	
1	Assembly Constituency - (Vidhan Sabha) at a Glance   Features of Assembly as per Delimitation Commission of India (2008)	1-2
	<b>Location and Political Maps</b>	
2	Location Map   Boundaries of Assembly Constituency - (Vidhan Sabha) in District   Boundaries of Assembly Constituency under Parliamentary Constituency - (Lok Sabha)   Locality-wise Winner Parties- 2024-PE, 2023-AE, 2019-PE, 2018-AE, 2014-PE, 2014-AE, 2009-PE and 2009-AE	3-11
	<b>Administrative Setup (2011)</b>	
3	District   Sub-district   Towns   Villages   Inhabited Villages   Uninhabited Villages   Village Panchayat   Intermediate Panchayat	12
	<b>Demographics (2011)</b>	
4	Population   Households   Rural/Urban Population   Sex Ratio (Total & 0-6 Years)   Religious Population   Social Population   Literacy Rate	13
	<b>Electoral Features</b>	
5	Important Dates of Last Elections Held   Electors by Gender   Service Electors   Voters   Voters Turnout   Polling Stations & Average Number of Electors per Polling Station   Electors by Age Group   Present Elected Representatives	14-19
	<b>Historical Summary Election Results</b>	
6	Vote Share of Major Parties   Winning Margin (Number & Percentage)   Polarity of Parties   Summary Result of Assembly Segment of Parliamentary Election 2024, 2019, 2014 and 2009   Summary Result of Assembly Elections 2023, 2018, 2014 and 2009	20-29
	<b>Polling Station Level Election Results</b>	
7	Name and Number of Polling Station 2024-PE, 2023-AE, 2019-PE, 2018-AE, 2014-PE, 2014-AE, 2009-PE and 2009-AE   Polling Station-wise Electors, Voters & Voters Turnout 2024-PE, 2023-AE, 2019-PE, 2018-AE, 2014-PE, 2014-AE, 2009-PE and 2009-AE   Polling Station wise Elections Results 2024-PE, 2023-AE, 2019-PE, 2018-AE, 2014-PE, 2014-AE, 2009-PE and 2009-AE	30-206
	<b>Share of Assembly Constituency</b>	
8	Share of Assembly Constituency - (Vidhan Sabha) in State, District and Parliamentary Constituency - (Lok Sabha)	207
9	<b>Abbreviation &amp; Sources</b>	209-210
10	<b>Disclaimer</b>	211

## Location & Political Map



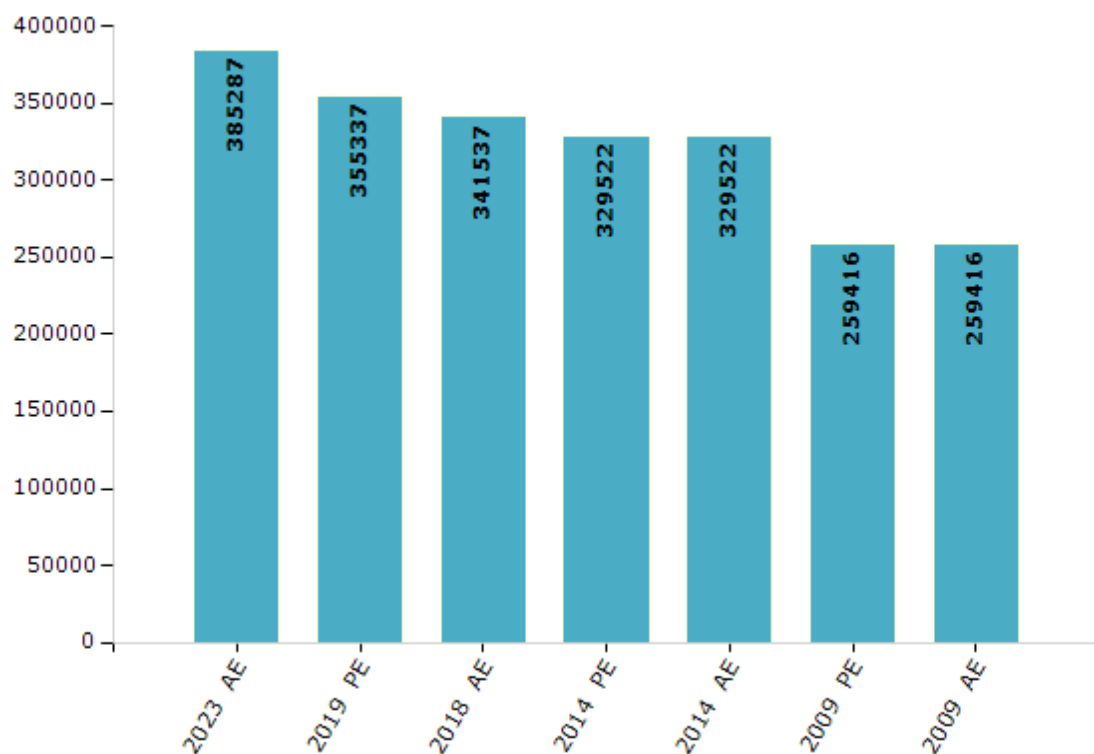
## Electoral Features

### Electors by Male & Female

Year	Male	Female	Others	Total
2023 AE	202328	182939	20	385287
2019 PE	189641	165685	11	355337
2018 AE	183189	158337	11	341537
2014 PE	180721	148761	40	329522
2014 AE	180721	148761	40	329522
2009 PE	137523	121893	-	259416
2009 AE	137523	121893	-	259416
2004 PE	-	-	-	-
2004 AE	-	-	-	-
1999 PE	-	-	-	-
1999 AE	-	-	-	-

Year	Male	Female	Others	Total
1994 AE	-	-	-	-
1989 AE	-	-	-	-
1985 AE	-	-	-	-
1983 AE	-	-	-	-
1978 AE	-	-	-	-
1972 AE	-	-	-	-
1967 AE	-	-	-	-
1962 AE	-	-	-	-
1957 AE	-	-	-	-
1955 AE	-	-	-	-

Number of Electors



**Note :** AE : Assembly Election, PE : Assembly Segment of Parliamentary Election

## Historical Summary Election Results

### Summary Result of Assembly Election - 2014

Candidate Name	Party	Votes	Votes %
Maganti Gopinath	TDP	50898	30.78
Naveen Yadav V	AIMIM	41656	25.19
P Vishnuvardhan Reddy	INC	33642	20.34
G Raja Mouli (G.Murali Goud)	TRS	18436	11.15
Kotim Reddy Vinay Reddy	YSRCP	10528	6.37
B Sambi Reddy	LSP	3152	1.91
K Subhash Chandra Singh	ICSP	959	0.58
Ramgopal Yadav	AAP	892	0.54
Sudarshanam Venkateshwarulu	JaSPa	724	0.44
R.V.R.V Prasad	BSP	654	0.4
Md Zaheed Khan	TMOR	617	0.37
M D Hussain	CPM	481	0.29
A.Naveen Yadav	IND	390	0.24
Dr B. Uday Kiran	WPOI	306	0.19
B Satyanarayana	RPI(A)	214	0.13
Dr. Ravi Kumar T	IND	168	0.1
A Praveen Kumar	ANC	162	0.1
Abdul Waheed	JD(U)	150	0.09
M Naresh Kumar	IND	117	0.07
G Satyanarayana	IND	96	0.06
M Kalyana Rama Krishna	NBNP	89	0.05
	NOTA	1037	0.63



## Polling Station Level Election Results

### Number and Name of Polling Stations (PS) (2018 AE)

Number of Polling Stations	Name of Polling Stations	Number of Polling Stations	Name of Polling Stations
1	Govt Upper Primary School Tolichowki X Road, Tolichowki X Road	19A	International High School 8-1-300, Shaikpet
2	Govt Upper Primary School Tolichowki X Road, Tolichowki X Road	20	Valli High School 8-1-303/63, Vivekananda Nagar Shaikpet
3	Apex High School, Samatha Colony, Shaikpet	21	Valli High School 8-1-303/63, Vivekananda Nagar Shaikpet
4	Apex High School, Samatha Colony, Shaikpet	22	Valli High School 8-1-303/63, Vivekananda Nagar Shaikpet
5	Apex High School, Samatha Colony, Suryanagar Colony	23	Stanford Grammar High School, Aziz Bagh
6	City Grandhalayam Samatha Colony, Shaikpet, Vinayaknagar	24	Stanford Grammar High School, Aziz Bagh
7	Ushodaya High School, Vinoba Nagar, Vinayaknagar	25	Stanford Grammar High School, Aziz Bagh
8	City Grandhalayam Samatha Colony, Shaikpet, Vinayaknagar	26	International Jr Degree College, Shaikpet, Ambedkar Nagar
9	Govt High School 8174/A/3, Shaikpet, Vinobha Nagar	27	Mount Mercy School Brindavan Colony, Brindavan Colony, Ambedkar Nagar
10	Sakku Bai Memorial High School, Shaikpet, Vinobha Nagar	28	Mount Mercy School Brindavan Colony, Brindavan Colony, Sabza Colony
11	Govt High School 8174/A/3, Shaikpet, Vinobha Nagar	29	Nava Vidyaniketan High School, Aditya Nagar, Rahul Colony
12	Govt High School 8174/A/3, Shaikpet, Maruthi Nagar	30	Nava Vidyaniketan High School, Aditya Nagar, Rahul Colony
13	Sakku Bai Memorial High School, Shaikpet, Maruthi Nagar	31	Ridgewood High School 8-1-363/51, Aditya Nagar, Tolichowki, Rahul Colony
14	Lead Grammar High School 81143/A/50, Hakeemsha Colony Shaikpet, Mini Brindavan Colony	32	Ridgewood High School 8-1-363/51, Aditya Nagar, Tolichowkim, Shaikpet
15	Lead Grammar High School 81143/A/50, Hakeemsha Colony Shaikpet, Mini Brindavan Colony	33	Nava Vidyaniketan High School, Aditya Nagar, Shaikpet
16	Govt High School 8174/A/3, Shaikpet	34	Joseph Jr College, Deluxe Colony, Janaki Nagar
17	Kakatiya High School English Medium, 8-1-284/Ou/233 Osmaina University Colony Shaikpet, O U Colony	35	Joseph Jr College, Deluxe Colony, Janaki Nagar Shaikpet
17A	Kakatiya High School English Medium, 8-1-284/Ou/233 Osmaina University Colony Shaikpet, O U Colony	36	Promising Scholars High School, I A S Colony
18	Kakatiya High School English Medium, 8-1-284/Ou/233 Osmaina University Colony Shaikpet, O U Colony	36A	Promising Scholars High School, I A S Colony
18A	Kakatiya High School English Medium, 8-1-284/Ou/233 Osmaina University Colony Shaikpet, O U Colony	37	Promising Scholars High School, I A S Colony
19	International High School 8-1-300, Shaikpet	38	Promising Scholars High School, I A S Colony

Contd....



## Polling Station Level Election Results

### Polling Station-wise Votes Secured by Overall Top Five Parties in Jubilee Hills Assembly in Assembly Election (AE) under Secunderabad Parliamentary Constituency in Telangana (2018)

Number of Polling Station	Winner - Maganti Gopinath (TRS)	Runner-up - P. Vishnuvardhan Reddy (INC)	3rd - Naveen Yadav .V (IND)	4th - Ravula Sridhar Reddy (BJP)	5th - Gonti Sreekanth (SPS)	NOTA	Other	Total Votes Secured
33	125	94	37	2	0	0	10	268
34	234	187	59	5	1	6	20	512
35	187	143	25	6	7	1	11	380
36	54	117	34	3	1	1	6	216
36A	97	122	34	2	4	3	5	267
37	192	163	68	5	5	1	12	446
38	130	120	21	3	1	1	10	286
38A	115	108	35	3	1	0	4	266
39	318	204	20	4	7	2	11	566
40	151	117	18	7	6	1	5	305
40A	174	108	16	1	3	0	10	312
41	142	138	24	3	2	3	14	326
41A	134	77	9	4	2	0	8	234
42	363	151	52	80	6	2	15	669
43	176	174	36	11	4	0	6	407
44	166	174	23	4	3	1	7	378
45	122	158	14	4	2	4	6	310
46	214	150	65	49	5	8	8	499
47	324	180	56	59	5	1	17	642
48	197	92	21	26	4	1	6	347
49	191	141	64	24	4	8	9	441
50	125	139	19	37	2	5	2	329
51	193	360	22	52	3	23	6	659
52	151	275	12	60	1	15	2	516
53	144	226	71	50	1	13	7	512
54	223	342	9	58	0	11	9	652
55	234	389	9	78	3	15	3	731
56	158	274	18	30	2	6	4	492
57	254	335	21	50	2	11	4	677
58	209	282	43	51	4	7	5	601
59	224	319	22	45	5	14	12	641
60	214	278	14	42	1	7	6	562
61	105	127	17	44	1	13	5	312
62	207	105	51	11	6	4	7	391
63	301	150	50	16	8	2	14	541

Contd....

## Polling Station Level Election Results

**Winner, Runner-up and 3rd Party Position & Winning Margin According to Polling Stations in Jubilee Hills Assembly in Assembly Election (AE) under Secunderabad Parliamentary Constituency in Telangana (2018)**

Polling Station Number	Winner Party	Winner Votes (%)	Runner-up Party	Runner-up Votes (%)	Winning Margin Votes (%)	Third Party	Third Party Votes (%)	Other Votes (%)
64	TRS	203 (50.25)	INC	136 (33.66)	67 (16.59)	IND (NYV)	33 (8.17)	32 (7.92)
64A	TRS	206 (47.69)	INC	141 (32.64)	65 (15.05)	IND (NYV)	56 (12.96)	29 (6.71)
65	TRS	404 (54.52)	INC	198 (26.72)	206 (27.8)	IND (NYV)	87 (11.74)	52 (7.02)
66	TRS	209 (59.04)	INC	72 (20.34)	137 (38.7)	IND (NYV)	36 (10.17)	37 (10.45)
67	TRS	250 (47.71)	INC	188 (35.88)	62 (11.83)	IND (NYV)	41 (7.82)	45 (8.59)
68	TRS	343 (53.85)	INC	159 (24.96)	184 (28.89)	IND (NYV)	96 (15.07)	39 (6.12)
69	TRS	297 (47.98)	INC	184 (29.73)	113 (18.25)	IND (NYV)	77 (12.44)	61 (9.85)
70	TRS	310 (47.33)	INC	249 (38.02)	61 (9.31)	IND (NYV)	51 (7.79)	45 (6.87)
71	TRS	335 (51.86)	INC	192 (29.72)	143 (22.14)	IND (NYV)	58 (8.98)	61 (9.44)
72	TRS	174 (48.2)	INC	101 (27.98)	73 (20.22)	IND (NYV)	54 (14.96)	32 (8.86)
73	INC	146 (37.15)	TRS	137 (34.86)	9 (2.29)	IND (NYV)	83 (21.12)	27 (6.87)
74	TRS	377 (61.8)	INC	126 (20.66)	251 (41.14)	IND (NYV)	66 (10.82)	41 (6.72)
75	TRS	309 (57.33)	INC	103 (19.11)	206 (38.22)	IND (NYV)	85 (15.77)	42 (7.79)
76	TRS	251 (60.19)	INC	76 (18.23)	175 (41.96)	IND (NYV)	46 (11.03)	44 (10.55)
77	TRS	339 (63.84)	INC	93 (17.51)	246 (46.33)	IND (NYV)	71 (13.37)	28 (5.27)
78	TRS	451 (62.64)	INC	150 (20.83)	301 (41.81)	IND (NYV)	67 (9.31)	52 (7.22)
79	TRS	232 (50.99)	INC	137 (30.11)	95 (20.88)	IND (NYV)	55 (12.09)	31 (6.81)
80	INC	385 (51.06)	TRS	270 (35.81)	115 (15.25)	IND (NYV)	51 (6.76)	48 (6.37)
81	TRS	119 (41.46)	INC	106 (36.93)	13 (4.53)	IND (NYV)	44 (15.33)	18 (6.27)
82	INC	226 (46.79)	TRS	190 (39.34)	36 (7.45)	BJP	44 (9.11)	23 (4.76)
83	INC	189 (55.43)	TRS	114 (33.43)	75 (22)	BJP	19 (5.57)	19 (5.57)
84	INC	328 (53.33)	TRS	233 (37.89)	95 (15.44)	BJP	24 (3.9)	30 (4.88)
85	INC	290 (48.82)	TRS	220 (37.04)	70 (11.78)	BJP	38 (6.4)	46 (7.74)
86	INC	345 (45.45)	TRS	340 (44.8)	5 (0.65)	BJP	33 (4.35)	41 (5.4)
87	INC	218 (48.66)	TRS	173 (38.62)	45 (10.04)	BJP	30 (6.7)	27 (6.03)
88	TRS	172 (45.87)	INC	150 (40)	22 (5.87)	BJP	24 (6.4)	29 (7.73)
89	INC	246 (52.23)	TRS	142 (30.15)	104 (22.08)	BJP	51 (10.83)	32 (6.79)
90	INC	193 (52.02)	TRS	107 (28.84)	86 (23.18)	BJP	31 (8.36)	40 (10.78)
91	INC	206 (46.19)	TRS	148 (33.18)	58 (13.01)	BJP	45 (10.09)	47 (10.54)
92	INC	240 (52.4)	TRS	133 (29.04)	107 (23.36)	BJP	34 (7.42)	51 (11.14)
93	INC	223 (55.2)	TRS	124 (30.69)	99 (24.51)	BJP	26 (6.44)	31 (7.67)
94	INC	379 (52.2)	TRS	230 (31.68)	149 (20.52)	BJP	65 (8.95)	52 (7.16)
95	INC	205 (48.58)	TRS	140 (33.18)	65 (15.4)	BJP	32 (7.58)	45 (10.66)
96	INC	228 (53.52)	TRS	129 (30.28)	99 (23.24)	BJP	35 (8.22)	34 (7.98)
97	INC	279 (51.96)	TRS	167 (31.1)	112 (20.86)	BJP	49 (9.12)	42 (7.82)

Contd....

## DISCLAIMER

The Terms of Use and Disclaimer of Datanet India Private Limited (hereinafter referred to as "Datanet") for use of this analysis report of **Jubilee Hills Assembly Constituency (Jubilee Hills Vidhan Sabha)** :-

1. **Assembly Factbook™** is a Registered Trade Mark owned by Datanet.
2. All the maps are sketched and graphical representation only and have not been drawn to the scale and also not to represent the actual geographical area or boundary of the unit.
3. The data for the aforesaid analysis is based on authentic sources and has been culled from the various publications of Census, CSO and NSSO for district and block level data, various central and state government departments, Central & State Elections Commissions and the concerned Returning Officers' releases, Electoral Rolls, Election results and allied publications, internal assessment, surveys, estimates and analysis. Therefore, certain adjustment of data at micro level may have been done to arrive closer to the macro data.
4. Data have been provided on an "As Is" and "As AVAILABLE" basis
5. The colours shown in the maps or diagram and charts of a particular party, alliance or AC are indicative and do not represent them.
6. This publication which includes maps, sheets, graphs and data would be the property under copyright of Datanet only. The user may use these for its internal study, analysis and research purposes. It's public display, re-selling or any commercial uses by the user are not allowed.
7. Datanet has taken due care and caution in compilation and processing of data and allied information, but does not guarantee the accuracy, adequacy or completeness of any information/analysis and will be not responsible for any errors or omissions or for the results obtained from the use of such information/analysis.
8. All the contents for the publication have been culled from various authentic sources and Datanet reasonably believes such sources to be reliable, but does not make any representations, express or implied as to the accuracy or fitness of use of such information. The information or contents of the information/analysis do not constitute advice and should not be relied upon in making (or refraining from making) any decision. Any reliance placed upon the information provided by Datanet is the sole responsibility and strictly at the user's risk.
9. In no event will Datanet be liable for any damages (including, without limitation, damages for loss of business projects, or loss of profits) arising in contract, tort or otherwise from the use of or inability to use any of its contents, or from any action taken (or refrained from being taken) as a result of using the analysis or any of its contents. Datanet its directors, owners, editors, officials, employees, distributor and agents or any associate will not be liable for any errors in the information contained or any consequences arising from the use of the contents of the provided information/analysis.
10. If any provision of these terms and conditions is held invalid or illegal or unenforceable for any reason by any court of competent jurisdiction, such provision shall be severed and the remainder of provisions of the terms and conditions shall continue in full force and effect as if the Term of Use had been executed with the invalid, illegal or unenforceable provision eliminated.
11. If there are any discrepancies in the information provided, please bring it to attention of Datanet for suitable rectification measures.

**Buy Online This Complete Book At**  
**Indiastat Publication Book Store**

[www.indiastatpublications.com](http://www.indiastatpublications.com)

or go directly at

[http://www.indiastatpublications.com/  
Assembly\\_factbook/Telangana/Secunderabad/ Jubilee\\_Hills](http://www.indiastatpublications.com/Assembly_factbook/Telangana/Secunderabad/Jubilee_Hills)

 **india**stat**elections**

ISBN : 978-93-6219-170-0



9 789362 119170 0