



Telangana

Assembly Factbook™

Nampally Assembly Constituency

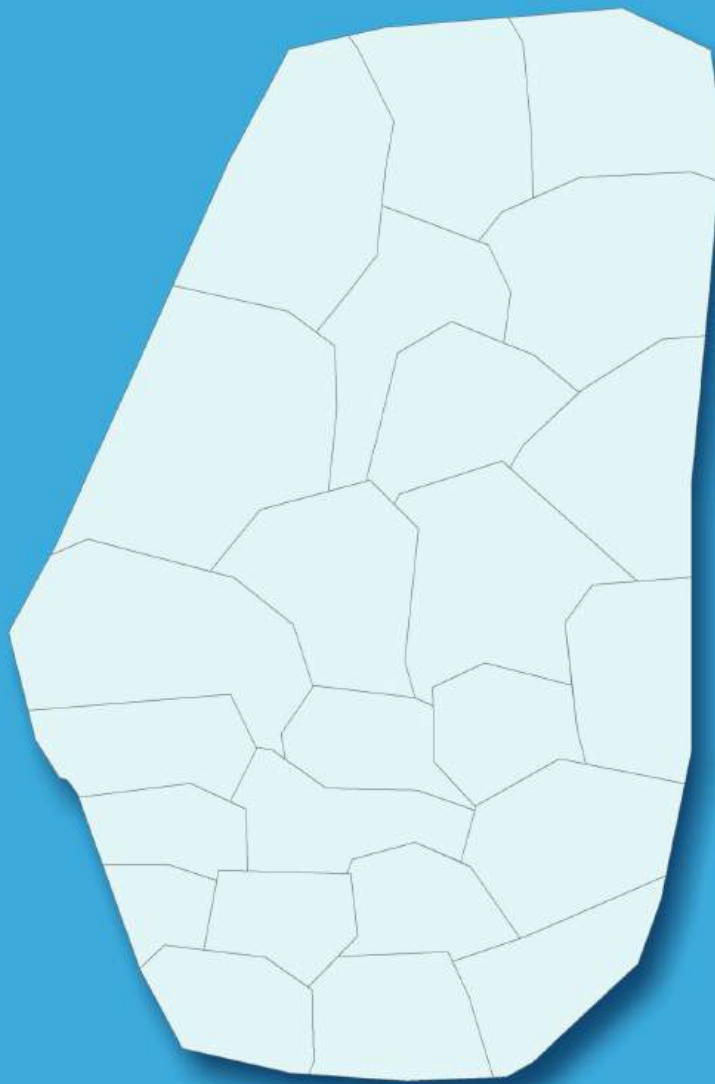


Key Electoral Data of Nampally
Assembly Constituency (Vidhan Sabha)

Telangana

Assembly Factbook™

Nampally Assembly Constituency



Nampally Vidhan Sabha

Editor & Director

Dr. R.K. Thukral

Research Editor

Dr. Shafeeq Rahman

**Compiled, Researched and Published by
Datanet India Pvt. Ltd.**

D-100, 1st Floor,

Okhla Industrial Area, Phase-I,

New Delhi- 110020.

Ph.: 91-11- 43580781-84

Email : support@indiastatpublications.com

Website : www.indiastatelections.com

Online Book Store :

www.indiastatpublications.com

Report No. : AFB/TS-063-0125

ISBN : 978-93-6219-830-3

First Edition : January, 2018

Eighth Updated Edition : January, 2025

Price : Rs.11500/-

US\$ 310

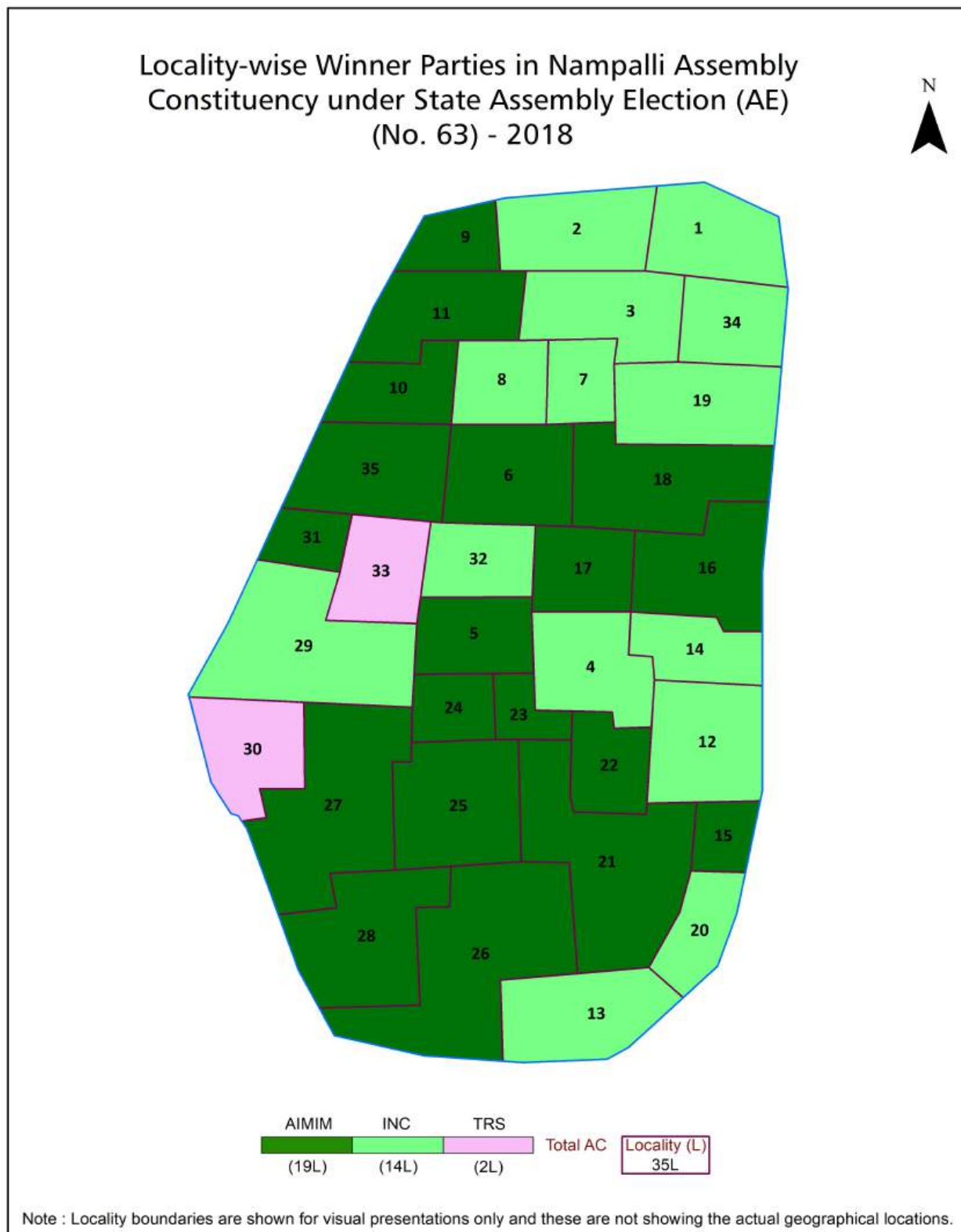
© Datanet India Pvt. Ltd.

All rights reserved. No part of this book may be reproduced, stored in a retrieval system or transmitted in any form or by any means, mechanical photocopying, photographing, scanning, recording or otherwise without the prior written permission of the publisher. Please refer to Disclaimer at page no. 189 for the use of this publication.

Printed in India

No.	Particulars	Page No.
	Introduction	
1	Assembly Constituency - (Vidhan Sabha) at a Glance Features of Assembly as per Delimitation Commission of India (2008)	1-2
	Location and Political Maps	
2	Location Map Boundaries of Assembly Constituency - (Vidhan Sabha) in District Boundaries of Assembly Constituency under Parliamentary Constituency - (Lok Sabha) Locality-wise Winner Parties- 2024-PE, 2023-AE, 2019-PE, 2018-AE, 2014-PE, 2014-AE, 2009-PE and 2009-AE	3-11
	Administrative Setup (2011)	
3	District Sub-district Towns Villages Inhabited Villages Uninhabited Villages Village Panchayat Intermediate Panchayat	12
	Demographics (2011)	
4	Population Households Rural/Urban Population Sex Ratio (Total & 0-6 Years) Religious Population Social Population Literacy Rate	13
	Electoral Features	
5	Important Dates of Last Elections Held Electors by Gender Service Electors Voters Voters Turnout Polling Stations & Average Number of Electors per Polling Station Electors by Age Group Present Elected Representatives	14-19
	Historical Summary Election Results	
6	Vote Share of Major Parties Winning Margin (Number & Percentage) Polarity of Parties Summary Result of Assembly Segment of Parliamentary Election 2024, 2019, 2014 and 2009 Summary Result of Assembly Elections 2023, 2018, 2014 and 2009	20-29
	Polling Station Level Election Results	
7	Name and Number of Polling Station 2024-PE, 2023-AE, 2019-PE, 2018-AE, 2014-PE, 2014-AE, 2009-PE and 2009-AE Polling Station-wise Electors, Voters & Voters Turnout 2024-PE, 2023-AE, 2019-PE, 2018-AE, 2014-PE, 2014-AE, 2009-PE and 2009-AE Polling Station wise Elections Results 2024-PE, 2023-AE, 2019-PE, 2018-AE, 2014-PE, 2014-AE, 2009-PE and 2009-AE	30-184
	Share of Assembly Constituency	
8	Share of Assembly Constituency - (Vidhan Sabha) in State, District and Parliamentary Constituency - (Lok Sabha)	185
9	Abbreviation & Sources	187-188
10	Disclaimer	189

Location & Political Map



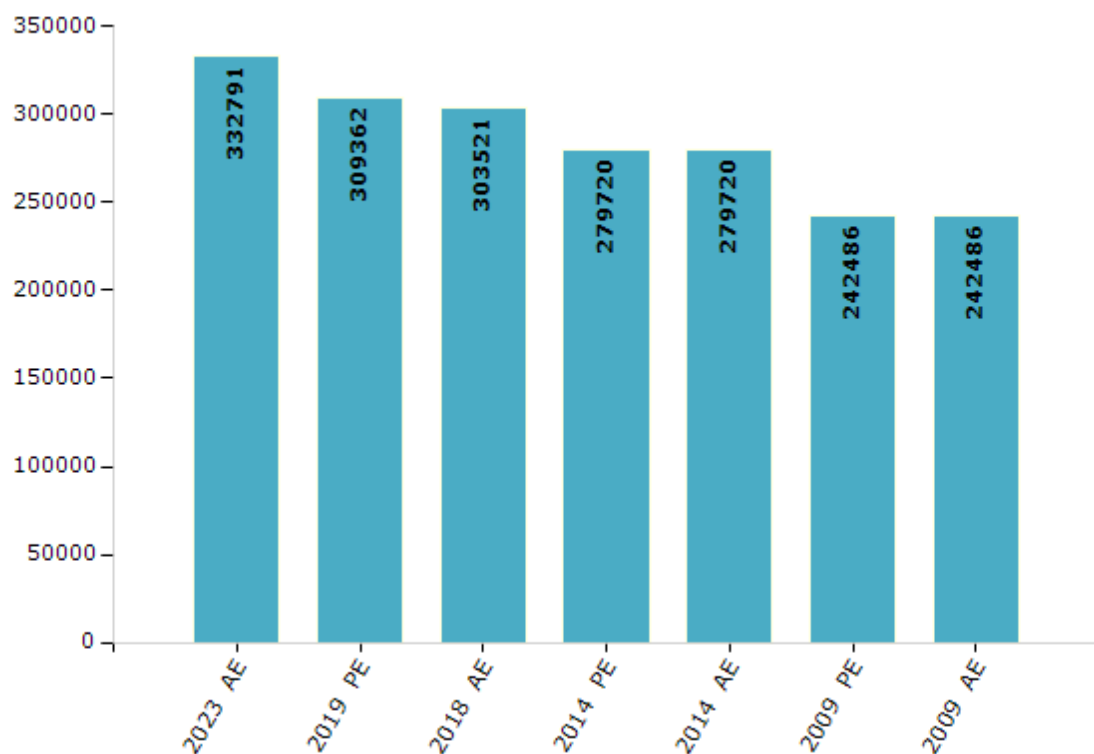
Electoral Features

Electors by Male & Female

Year	Male	Female	Others	Total
2023 AE	171287	161494	10	332791
2019 PE	161312	148043	7	309362
2018 AE	158663	144812	46	303521
2014 PE	148789	130910	21	279720
2014 AE	148789	130910	21	279720
2009 PE	125777	116709	-	242486
2009 AE	125777	116709	-	242486
2004 PE	-	-	-	-
2004 AE	-	-	-	-
1999 PE	-	-	-	-
1999 AE	-	-	-	-

Year	Male	Female	Others	Total
1994 AE	-	-	-	-
1989 AE	-	-	-	-
1985 AE	-	-	-	-
1983 AE	-	-	-	-
1978 AE	-	-	-	-
1972 AE	-	-	-	-
1967 AE	-	-	-	-
1962 AE	-	-	-	-
1957 AE	-	-	-	-
1955 AE	-	-	-	-

Number of Electors



Note : AE : Assembly Election, PE : Assembly Segment of Parliamentary Election

Historical Summary Election Results

Summary Result of Assembly Election - 2014

Candidate Name	Party	Votes	Votes %
Jaffar Hussain	AIMIM	64066	47.48
Mohammed Feroz Khan	TDP	46356	34.35
E. Vinod Kumar	INC	8818	6.53
K. Hanmantha Rao	TRS	6327	4.69
Shahzoor Ali Siddiqui	YSRCP	2795	2.07
Kanthimathi Kannan	LSP	1852	1.37
K Anitha	IND	1269	0.94
Mohammed Abdul Muqeet	BSP	452	0.33
C Laxmi	BCUF	374	0.28
G Manmohan	IND	315	0.23
H. Nagaraja Rao	PPOI	223	0.17
M Venkata Swamy	RPI(A)	175	0.13
Shameem Begum	IND	172	0.13
Masood Ahmed	IND	113	0.08
Mohammed Abdul Khadeer	mmssp	113	0.08
G Amarender	IND	100	0.07
Yerraballi Durgeshwar	IND	100	0.07
Mohd Shafiuddin	IND	95	0.07
B Geeta Bai	IND	84	0.06
Mohd. Muzafar Ali	ANC	82	0.06
G. Raja Gopal Chary	IND	68	0.05
Suresh Kumar Pathakoti	IND	67	0.05
Vinod Kumar	IND	65	0.05
	NOTA	855	0.63

Polling Station Level Election Results

Number and Name of Polling Stations (PS) (2018 AE)

Number of Polling Stations	Name of Polling Stations	Number of Polling Stations	Name of Polling Stations
1	Basantar Auditorium,Mehdipatnam, Saifabad	22	St Ans Girls High School Vijaya Nagar Colony,Vijaya Nagar Colony
2	Science College Saia Hno101123,Saifabad	23	St Ans Girls High School Vijaya Nagar Colony,Vijaya Nagar Colony
3	Science College Saia Hno101123,Saifabad	24	St Ans Girls High School Vijaya Nagar Colony,Vijaya Nagar Colony
4	Municipal Community Hall,10-1-578, Saifabad	25	Govt High School, New Block,,Vijaya Nagar Colony
5	Municipal Community Hall,10-1-578, Saifabad	26	Raviendra Bharathi High School 102317/1,Vijaya Nagar Colony
6	Municipal Ward Office H No 101646,Chintalbasti	27	Raviendra Bharathi High School 102317/1,Vijaya Nagar Colony
7	Municipal Ward Office H No 101646,Chintalbasti	28	Raviendra Bharathi High School 102317/1,Vijaya Nagar Colony
8	Municipal Ward Office H No 101646,Chintalbasti	29	Raviendra Bharathi High School 102317/1,Vijaya Nagar Colony
9	Rock Memorial High School,A C Guards	30	Raviendra Bharathi High School 102317/1,Vijaya Nagar Colony
10	Rock Memorial High School,A C Guards	31	Loyala Girls High School,Vijaya Nagar Colony
11	Rock Memorial High School,A C Guards	32	Loyala Girls High School,Vijaya Nagar Colony
12	Holy Mary Girls Schoola.C. Guards,A.C. Guards	33	Mesco High School Taj Nagar,Vijay Nagar Colony
13	Holy Mary Girls Schoola.C. Guards,A.C. Guards	34	Mesco High School Taj Nagar,Vijay Nagar Colony
14	Holy Mary Girls Schoola.C. Guards,A.C. Guards	35	Jubilee High Schoolh.No.103762/F,Asifnagar Main Road
15	Holy Mary Girls Schoola.C. Guards,A.C. Guards	36	Jubilee High Schoolh.No.103762/F,Asifnagar Main Road
16	Holy Mary Girls Schoola.C. Guards,A.C. Guards	37	Safdaria Girls High School H No 10372,Huamayun Nagar
17	Industrial Training Institute 102293,Mallepally	38	Safdaria Girls High School H No 10372,Huamayun Nagar
18	Industrial Training Institute 102293,Mallepally	39	Safdaria Girls High School H No 10372,Huamayun Nagar
19	Industrial Training Institute 102293,Mallepally	40	Safdaria Girls High School H No 10372,Huamayun Nagar
20	Industrial Training Institute 102293,Mallepally	41	Roots Knowledge High School H No 10-3-274/D Humayun Nagar Room No 1,Humayun Nagar
21	St Ans Girls High School Vijaya Nagar Colony,Vijaya Nagar Colony	42	Roots Knowledge High School H No 10-3-274/D Humayun Nagar Room No 2,Humayun Nagar

Contd....

Polling Station Level Election Results

Polling Station-wise Votes Secured by Overall Top Five Parties in Nampally Assembly in Assembly Election (AE) under Secunderabad Parliamentary Constituency in Telangana (2018)

Number of Polling Station	Winner - Jaffar Hussain (AIMIM)	Runner-up - Mohammed Feroz Khan (INC)	3rd - Ch.Anand Kumar Goud (TRS)	4th - Devara Karunakar (BJP)	5th - N.K.M. Laxmi Kumar (CPM)	NOTA	Other	Total Votes Secured
36	375	193	15	17	1	3	4	608
37	291	178	49	10	0	1	2	531
38	227	174	30	27	0	1	7	466
39	248	189	57	17	2	3	3	519
40	211	131	33	7	1	2	6	391
41	181	148	40	12	1	2	11	395
42	146	217	98	16	2	2	9	490
43	199	184	68	37	0	9	44	541
44	215	96	26	17	1	1	1	357
45	187	178	28	20	0	3	2	418
46	252	133	40	14	0	4	0	443
47	168	167	47	16	1	5	5	409
48	88	131	36	15	0	5	3	278
49	59	163	77	63	2	11	4	379
50	57	181	109	46	0	4	10	407
51	67	330	158	48	4	3	3	613
52	110	169	71	34	2	3	3	392
53	87	196	82	84	3	6	7	465
54	162	173	71	73	2	9	6	496
55	157	146	81	36	0	3	2	425
56	79	179	72	64	2	6	5	407
57	179	123	41	13	2	1	3	362
58	198	116	28	7	0	1	4	354
59	204	160	26	3	0	2	3	398
60	89	166	68	24	1	3	7	358
61	124	225	82	36	1	3	8	479
62	180	162	54	22	0	3	3	424
63	150	182	97	27	0	4	9	469
64	105	231	105	52	2	4	20	519
65	304	168	10	3	0	2	2	489
66	210	224	47	10	3	0	3	497
67	254	138	39	3	1	0	0	435
68	219	230	79	6	0	0	11	545
69	131	208	97	13	1	4	13	467
70	135	112	48	9	0	3	11	318

Contd....

Polling Station Level Election Results

Winner, Runner-up and 3rd Party Position & Winning Margin According to Polling Stations in Nampally Assembly in Assembly Election (AE) under Secunderabad Parliamentary Constituency in Telangana (2018)

Polling Station Number	Winner Party	Winner Votes (%)	Runner-up Party	Runner-up Votes (%)	Winning Margin Votes (%)	Third Party	Third Party Votes (%)	Other Votes (%)
71	INC	210 (47.51)	AIMIM	80 (18.1)	130 (29.41)	BJP	79 (17.87)	73 (16.52)
72	INC	160 (40)	AIMIM	133 (33.25)	27 (6.75)	TRS	53 (13.25)	54 (13.5)
73	AIMIM	180 (39.56)	INC	165 (36.26)	15 (3.3)	BJP	49 (10.77)	61 (13.41)
74	AIMIM	152 (51.18)	INC	110 (37.04)	42 (14.14)	TRS	24 (8.08)	11 (3.7)
75	AIMIM	229 (57.68)	INC	124 (31.23)	105 (26.45)	TRS	31 (7.81)	13 (3.27)
76	AIMIM	162 (48.07)	INC	126 (37.39)	36 (10.68)	TRS	30 (8.9)	19 (5.64)
77	AIMIM	429 (66.2)	INC	180 (27.78)	249 (38.42)	TRS	35 (5.4)	4 (0.62)
78	AIMIM	370 (62.5)	INC	184 (31.08)	186 (31.42)	TRS	11 (1.86)	27 (4.56)
79	AIMIM	363 (56.19)	INC	245 (37.93)	118 (18.26)	TRS	23 (3.56)	15 (2.32)
80	AIMIM	334 (60.62)	INC	182 (33.03)	152 (27.59)	TRS	11 (2)	24 (4.36)
81	AIMIM	309 (63.98)	INC	160 (33.13)	149 (30.85)	TRS	7 (1.45)	7 (1.45)
82	INC	330 (48.18)	AIMIM	310 (45.26)	20 (2.92)	TRS	33 (4.82)	12 (1.75)
83	AIMIM	322 (57.09)	INC	194 (34.4)	128 (22.69)	TRS	23 (4.08)	25 (4.43)
84	AIMIM	278 (53.98)	INC	209 (40.58)	69 (13.4)	TRS	17 (3.3)	11 (2.14)
85	AIMIM	305 (50.58)	INC	253 (41.96)	52 (8.62)	TRS	29 (4.81)	16 (2.65)
86	AIMIM	242 (58.45)	INC	144 (34.78)	98 (23.67)	TRS	20 (4.83)	8 (1.93)
86A	AIMIM	193 (62.06)	INC	94 (30.23)	99 (31.83)	TRS	19 (6.11)	5 (1.61)
87	AIMIM	296 (52.2)	INC	231 (40.74)	65 (11.46)	TRS	26 (4.59)	14 (2.47)
88	AIMIM	325 (58.66)	INC	164 (29.6)	161 (29.06)	TRS	42 (7.58)	23 (4.15)
89	AIMIM	376 (57.94)	INC	210 (32.36)	166 (25.58)	TRS	39 (6.01)	24 (3.7)
90	AIMIM	351 (61.58)	INC	154 (27.02)	197 (34.56)	TRS	35 (6.14)	30 (5.26)
91	AIMIM	360 (57.23)	INC	220 (34.98)	140 (22.25)	TRS	27 (4.29)	22 (3.5)
92	AIMIM	298 (59.48)	INC	165 (32.93)	133 (26.55)	TRS	21 (4.19)	17 (3.39)
93	AIMIM	399 (62.54)	INC	204 (31.97)	195 (30.57)	TRS	15 (2.35)	20 (3.13)
94	AIMIM	413 (61.64)	INC	224 (33.43)	189 (28.21)	TRS	20 (2.99)	13 (1.94)
95	AIMIM	405 (65.53)	INC	192 (31.07)	213 (34.46)	TRS	10 (1.62)	11 (1.78)
96	AIMIM	397 (66.28)	INC	187 (31.22)	210 (35.06)	TRS	9 (1.5)	6 (1)
97	AIMIM	324 (55.86)	INC	226 (38.97)	98 (16.89)	TRS	20 (3.45)	10 (1.72)
98	AIMIM	209 (51.86)	INC	175 (43.42)	34 (8.44)	TRS	7 (1.74)	12 (2.98)
99	AIMIM	213 (54.34)	INC	111 (28.32)	102 (26.02)	TRS	51 (13.01)	17 (4.34)
100	AIMIM	384 (54.47)	INC	181 (25.67)	203 (28.8)	TRS	60 (8.51)	80 (11.35)
101	AIMIM	253 (51.32)	INC	139 (28.19)	114 (23.13)	TRS	48 (9.74)	53 (10.75)
102	INC	333 (44.22)	BJP	177 (23.51)	156 (20.71)	TRS	131 (17.4)	112 (14.87)
103	INC	217 (31.45)	AIMIM	187 (27.1)	30 (4.35)	TRS	133 (19.28)	153 (22.17)
104	INC	238 (36.84)	AIMIM	207 (32.04)	31 (4.8)	BJP	116 (17.96)	85 (13.16)

Contd....

DISCLAIMER

The Terms of Use and Disclaimer of Datanet India Private Limited (hereinafter referred to as "Datanet") for use of this analysis report of **Nampally Assembly Constituency (Nampally Vidhan Sabha)** :-

1. **Assembly Factbook™** is a Registered Trade Mark owned by Datanet.
2. All the maps are sketched and graphical representation only and have not been drawn to the scale and also not to represent the actual geographical area or boundary of the unit.
3. The data for the aforesaid analysis is based on authentic sources and has been culled from the various publications of Census, CSO and NSSO for district and block level data, various central and state government departments, Central & State Elections Commissions and the concerned Returning Officers' releases, Electoral Rolls, Election results and allied publications, internal assessment, surveys, estimates and analysis. Therefore, certain adjustment of data at micro level may have been done to arrive closer to the macro data.
4. Data have been provided on an "As Is" and "As AVAILABLE" basis
5. The colours shown in the maps or diagram and charts of a particular party, alliance or AC are indicative and do not represent them.
6. This publication which includes maps, sheets, graphs and data would be the property under copyright of Datanet only. The user may use these for its internal study, analysis and research purposes. It's public display, re-selling or any commercial uses by the user are not allowed.
7. Datanet has taken due care and caution in compilation and processing of data and allied information, but does not guarantee the accuracy, adequacy or completeness of any information/analysis and will be not responsible for any errors or omissions or for the results obtained from the use of such information/analysis.
8. All the contents for the publication have been culled from various authentic sources and Datanet reasonably believes such sources to be reliable, but does not make any representations, express or implied as to the accuracy or fitness of use of such information. The information or contents of the information/analysis do not constitute advice and should not be relied upon in making (or refraining from making) any decision. Any reliance placed upon the information provided by Datanet is the sole responsibility and strictly at the user's risk.
9. In no event will Datanet be liable for any damages (including, without limitation, damages for loss of business projects, or loss of profits) arising in contract, tort or otherwise from the use of or inability to use any of its contents, or from any action taken (or refrained from being taken) as a result of using the analysis or any of its contents. Datanet its directors, owners, editors, officials, employees, distributor and agents or any associate will not be liable for any errors in the information contained or any consequences arising from the use of the contents of the provided information/analysis.
10. If any provision of these terms and conditions is held invalid or illegal or unenforceable for any reason by any court of competent jurisdiction, such provision shall be severed and the remainder of provisions of the terms and conditions shall continue in full force and effect as if the Term of Use had been executed with the invalid, illegal or unenforceable provision eliminated.
11. If there are any discrepancies in the information provided, please bring it to attention of Datanet for suitable rectification measures.

Buy Online This Complete Book At
Indiastat Publication Book Store

www.indiastatpublications.com

or go directly at

[http://www.indiastatpublications.com/
Assembly_factbook/Telangana/Secunderabad/ Nampally](http://www.indiastatpublications.com/Assembly_factbook/Telangana/Secunderabad/Nampally)



i indiastat**elections**

ISBN : 978-93-6219-830-3



9 789362 198303