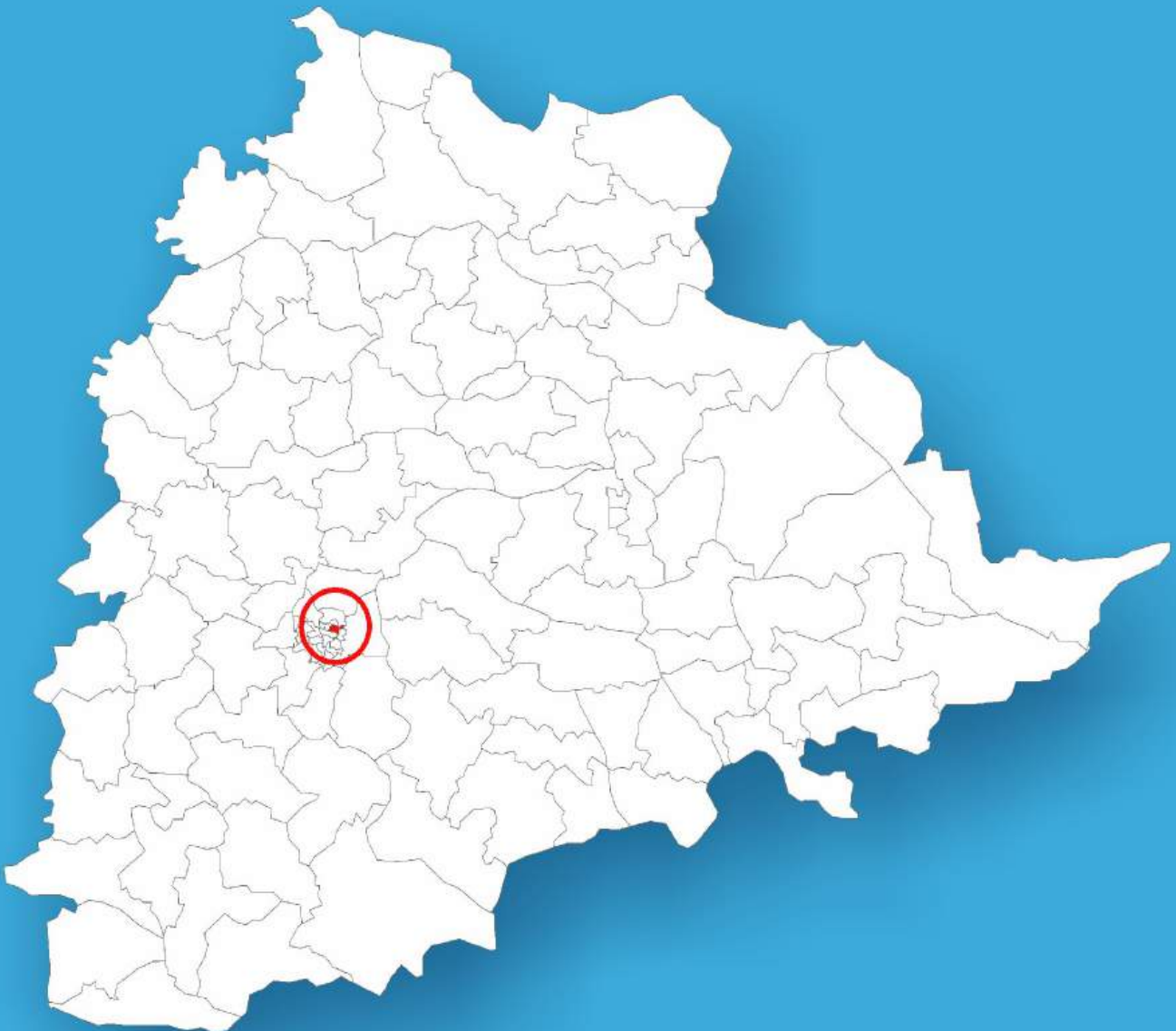




Telangana

# Assembly Factbook™

Secunderabad Assembly Constituency



Key Electoral Data of Secunderabad  
Assembly Constituency (Vidhan Sabha)

Telangana

# **Assembly Factbook™**

Secunderabad Assembly Constituency



Secunderabad Vidhan Sabha

**Editor & Director**

Dr. R.K. Thukral

**Research Editor**

Dr. Shafeeq Rahman

**Compiled, Researched and Published by  
Datanet India Pvt. Ltd.**

D-100, 1st Floor,

Okhla Industrial Area, Phase-I,

New Delhi- 110020.

Ph.: 91-11- 43580781-84

Email : support@indiastatpublications.com

Website : www.indiastatelections.com

**Online Book Store :**

www.indiastatpublications.com

**Report No. :** AFB/TS-070-0125

**ISBN :** 978-93-6219-834-1

**First Edition :** January, 2018

**Eighth Updated Edition :** January, 2025

**Price :** Rs.11500/-

US\$ 310

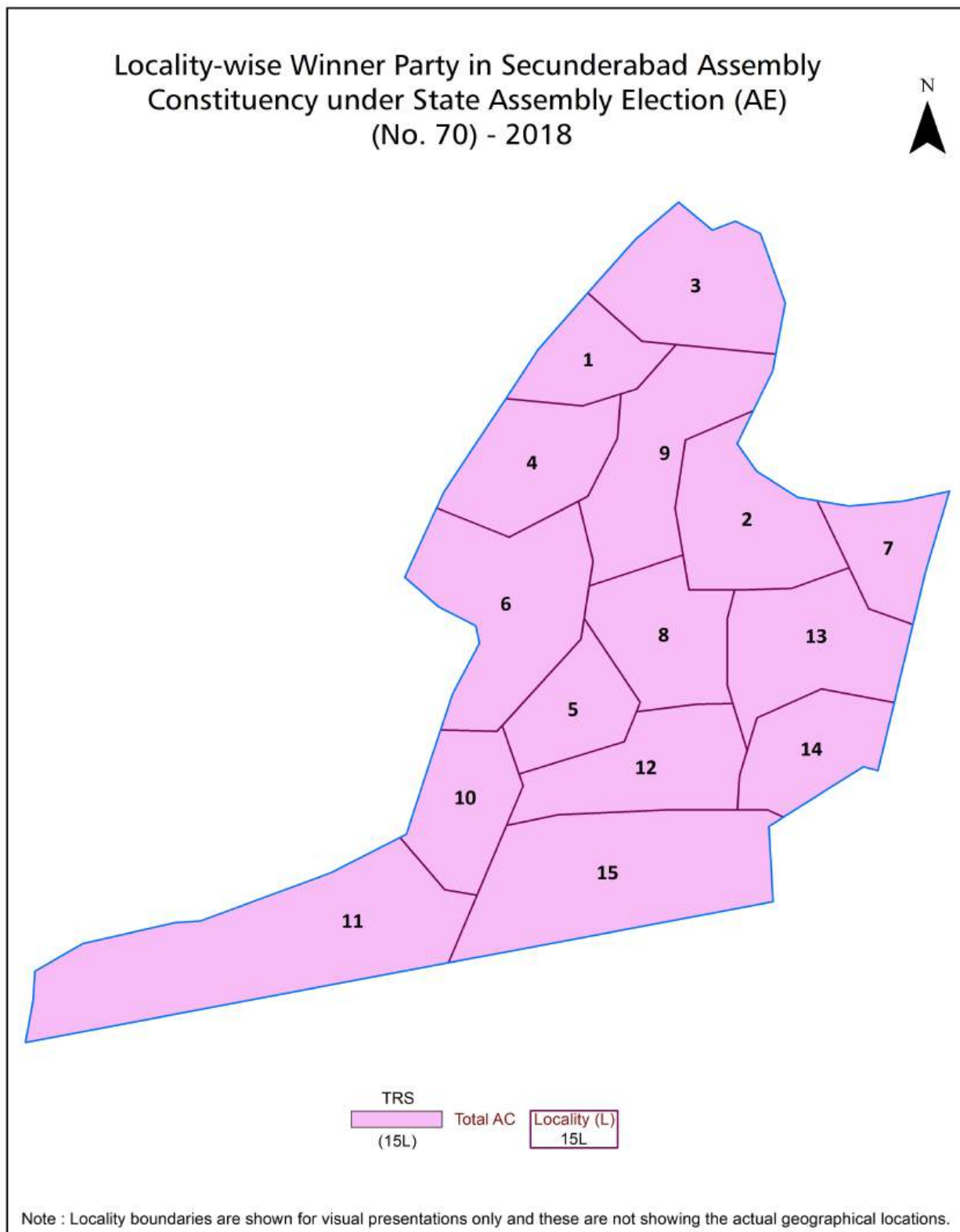
**© Datanet India Pvt. Ltd.**

All rights reserved. No part of this book may be reproduced, stored in a retrieval system or transmitted in any form or by any means, mechanical photocopying, photographing, scanning, recording or otherwise without the prior written permission of the publisher. Please refer to Disclaimer at page no. 178 for the use of this publication.

Printed in India

No.	Particulars	Page No.
	<b>Introduction</b>	
1	Assembly Constituency - (Vidhan Sabha) at a Glance   Features of Assembly as per Delimitation Commission of India (2008)	1-2
	<b>Location and Political Maps</b>	
2	Location Map   Boundaries of Assembly Constituency - (Vidhan Sabha) in District   Boundaries of Assembly Constituency under Parliamentary Constituency - (Lok Sabha)   Locality-wise Winner Parties- 2024-PE, 2023-AE, 2019-PE, 2018-AE, 2014-PE, 2014-AE, 2009-PE and 2009-AE	3-11
	<b>Administrative Setup (2011)</b>	
3	District   Sub-district   Towns   Villages   Inhabited Villages   Uninhabited Villages   Village Panchayat   Intermediate Panchayat	12
	<b>Demographics (2011)</b>	
4	Population   Households   Rural/Urban Population   Sex Ratio (Total & 0-6 Years)   Religious Population   Social Population   Literacy Rate	13
	<b>Electoral Features</b>	
5	Important Dates of Last Elections Held   Electors by Gender   Service Electors   Voters   Voters Turnout   Polling Stations & Average Number of Electors per Polling Station   Electors by Age Group   Present Elected Representatives	14-19
	<b>Historical Summary Election Results</b>	
6	Vote Share of Major Parties   Winning Margin (Number & Percentage)   Polarity of Parties   Summary Result of Assembly Segment of Parliamentary Election 2024, 2019, 2014, 2009, 2004 and 1999   Summary Result of Assembly Elections 2023, 2018, 2014, 2009, 2004, 1999, 1994, 1989, 1985, 1983, 1978, 1972, 1967, 1962 and 1957	20-42
	<b>Polling Station Level Election Results</b>	
7	Name and Number of Polling Station 2024-PE, 2023-AE, 2019-PE, 2018-AE, 2014-PE, 2014-AE, 2009-PE and 2009-AE   Polling Station-wise Electors, Voters & Voters Turnout 2024-PE, 2023-AE, 2019-PE, 2018-AE, 2014-PE, 2014-AE, 2009-PE and 2009-AE   Polling Station wise Elections Results 2024-PE, 2023-AE, 2019-PE, 2018-AE, 2014-PE, 2014-AE, 2009-PE and 2009-AE	43-173
	<b>Share of Assembly Constituency</b>	
8	Share of Assembly Constituency - (Vidhan Sabha) in State, District and Parliamentary Constituency - (Lok Sabha)	174
9	<b>Abbreviation &amp; Sources</b>	176-177
10	<b>Disclaimer</b>	178

## Location & Political Map



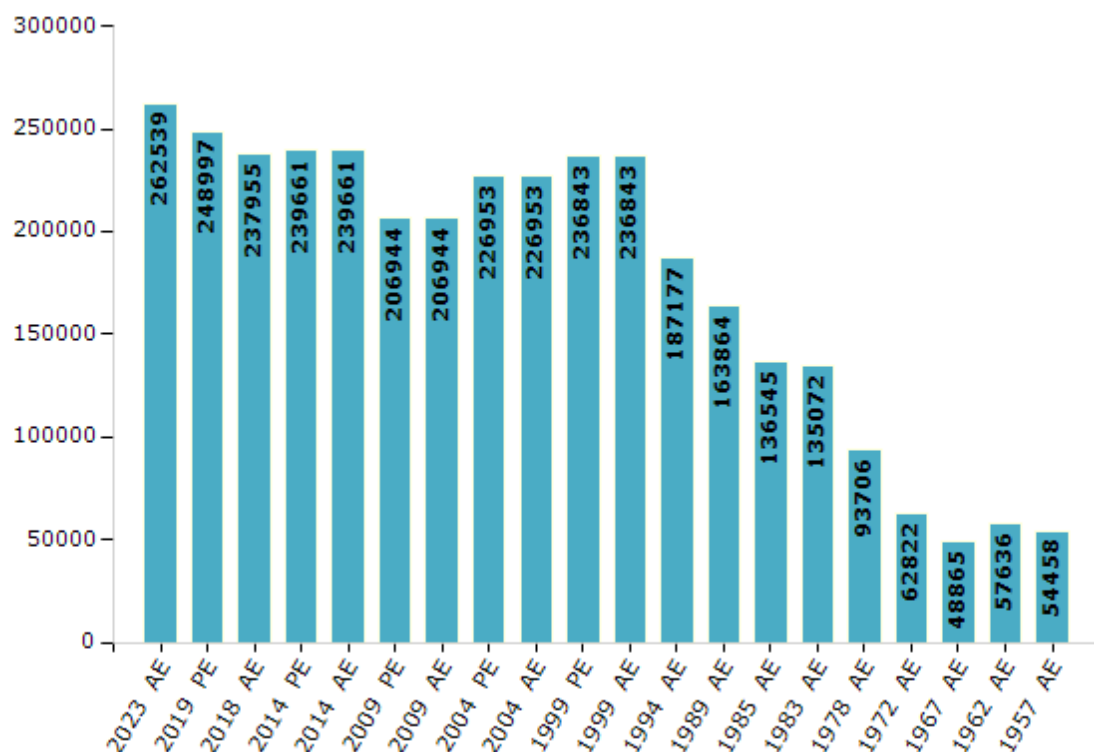
## Electoral Features

### Electors by Male & Female

Year	Male	Female	Others	Total
2023 AE	131796	130718	25	262539
2019 PE	125778	123207	12	248997
2018 AE	121223	116708	24	237955
2014 PE	125032	114609	20	239661
2014 AE	125032	114609	20	239661
2009 PE	105491	101453	-	206944
2009 AE	105491	101453	-	206944
2004 PE	115127	111826	-	226953
2004 AE	115127	111826	-	226953
1999 PE	121410	115433	-	236843
1999 AE	121410	115433	-	236843

Year	Male	Female	Others	Total
1994 AE	97720	89457	-	187177
1989 AE	85649	78215	-	163864
1985 AE	70946	65599	-	136545
1983 AE	69210	65862	-	135072
1978 AE	48064	45642	-	93706
1972 AE	32775	30047	-	62822
1967 AE	-	-	-	48865
1962 AE	-	-	-	57636
1957 AE	-	-	-	54458
1955 AE	-	-	-	-

Number of Electors



**Note :** AE : Assembly Election, PE : Assembly Segment of Parliamentary Election

## Historical Summary Election Results

### Summary Result of Assembly Election - 2014

Candidate Name	Party	Votes	Votes %
T. Padma Rao	TRS	57920	42.4
Kuna Venkatesh Goud	TDP	31941	23.38
Jayasudha Kapoor	INC	14090	10.31
James Sylvester	AIMIM	12721	9.31
Adam Vijay Kumar	YSRCP	11668	8.54
Pulla Sunitha Rani	LSP	2192	1.6
Anitha Rao. K	AAP	1338	0.98
Anil Kumar Gasiganti	BSP	478	0.35
M A Ashraf	MMS	319	0.23
A G Venkat Rao	SP	315	0.23
Arla Sathi Reddy	IND	256	0.19
P. Saroja	AIFB	242	0.18
Shaker Hussain	JD(U)	201	0.15
Bommakanti Padma	PPOI	184	0.13
Jiguru Poorna Kala Lalitha	IND	183	0.13
N. U. Sarala Devi	pjdl	171	0.13
Anuradha. M	JAP	168	0.12
Chundi Shobhan Babu	IND	128	0.09
Shaik Abdul Sayeed	GaAP	127	0.09
P. Yadagiri	MCPI	118	0.09
K Anji Babu	IND	112	0.08
Panduranga Rao.Gala	BMUP	105	0.08
Ajay Kamlekar	IND	104	0.08
Paladugu Gouramma Alias Marymadiga	RLD	95	0.07
M Anand Kumar	NBNP	91	0.07
Neelam Srinivas Mudiraj	IND	78	0.06
Mohammed Ibrahim Ahmed	IND	67	0.05
V Anji Reddy	IND	66	0.05
Kondoju Mohan	IND	62	0.05
Srinivas Rao. Choudary	IND	47	0.03
Boddu Sadanand	IND	40	0.03
	NOTA	976	0.71



## Polling Station Level Election Results

### Number and Name of Polling Stations (PS) (2018 AE)

Number of Polling Stations	Name of Polling Stations	Number of Polling Stations	Name of Polling Stations
1	Govt. Primary School, Azad Chandra Shekar Nagar, Addagutta, Secunderabad Nehrunagar East	22	Govt. Boys High School, English And Telugu Medium, Addagutta, Tukaramgate
2	Govt. Primary School, Azad Chandra Shekar Nagar, Addagutta, Secunderabad Nehrunagar East	23	Sri Sai Vidyarathi High School, Tukaramgate, P.No.10-5-779/16/A, Venkat Nagar, Tukaramgate
3	Govt. Primary School, Azad Chandra Shekar Nagar, Addagutta, Secunderabad Nehrunagar East	24	Sri Sai Vidyarathi High School, Tukaramgate, P.No.10-5-779/16/A, Venkat Nagar, Tukaramgate
4	Govt. Primary School, Azad Chandra Shekar Nagar, Addagutta, Secunderabad Nehrunagar East	25	Shirdi Sai Baba High School, P No.10-5-796/5, Lalaguda
5	Govt. Primary School, Azad Chandra Shekar Nagar, Addagutta, Secunderabad Nehrunagar East	26	Shirdi Sai Baba High School, P No.10-5-796/5, Lalaguda
6	Vidya Vahini School, P.No.10-5-807/5/1, Tukaramgate Nehrunagar East	27	Shirdi Sai Baba High School, P No.10-5-796/5, Lalaguda
7	Vidya Vahini School, P.No.10-5-807/5/1, Tukaramgate Nehrunagar East	28	Shirdi Sai Baba High School, P No.10-5-796/5, Lalaguda
8	Babu Jagjeevan Rao Building, Addagutta Nehrunagar East	29	St.Marks School For Education, P.No. 10-5-717/1, Lalaguda
9	St.Marks School For Education, P.No. 10-5-717/1, Lalaguda Nehrunagar East	30	Vidya Vihar High School, S C R Women'S Organisation
10	Addagutta Community Hall, Addagutta, Secunderabad Nehrunagar East	31	Vidya Vihar High School, S C R Women'S Organisation
11	Addagutta Community Hall, Addagutta, Secunderabad Nehrunagar East	32	Vidya Vihar High School, S C R Women'S Organisation
12	Govt. Boys Primary School, Near Tukaramgate Police Station, Tukaramgate Nehrunagar East	33	Railway Colony High School, English Medium, Railway Building No.302, Chilkalguda
13	Govt. Boys Primary School, Near Tukaramgate Police Station, Tukaramgate Nehrunagar East	34	Railway Colony High School, English Medium, Railway Building No.302, Chilkalguda
14	Govt. Boys Primary School, Near Tukaramgate Police Station, Tukaramgate Nehrunagar East	35	Veera Machineni Padagaiah High.School, Plot No.11-1-1
15	Govt. Boys Primary School, Near Tukaramgate Police Station, Tukaramgate Nehrunagar East	36	Veera Machineni Padagaiah High.School, Plot No.11-1-1
16	B R Ambedkar Community Hall, Gaddameedibasthi,, Beside Military Railway Track, Lalaguda	37	St. Joseph'S School English Medium, P.No 11-1-776/3 Chilkalguda
17	Sarojini High School For Boys And Girls, Tukaramgate, P. No.10-5-338/6/1, Lalaguda	38	St. Joseph'S School English Medium, P.No 11-1-776/3 Chilkalguda
18	Gangaputra Sangam, Boyabasthi,, Tukaramgate	39	St. Joseph'S School English Medium, P.No 11-1-776/3 Chilkalguda
19	Gangaputra Sangam, Boyabasthi,, Tukaramgate	40	St. Joseph'S School English Medium, P.No 11-1-776/3 Chilkalguda
20	Sarojini High School For Boys And Girls, Tukaramgate, P. No.10-5-338/6/1, Lalaguda	41	St. Joseph'S School English Medium, P.No 11-1-776/3 Chilkalguda
21	Govt. Boys High School, English And Telugu Medium, Addagutta, Tukaramgate	42	Chintabai Community Hall, P.No. 11-1-809/1, Chilkalguda

Contd....



## Polling Station Level Election Results

### Polling Station-wise Votes Secured by Overall Top Five Parties in Secunderabad Assembly in Assembly Election (AE) under Secunderabad Parliamentary Constituency in Telangana (2018)

Number of Polling Station	Winner - T. Padma Rao (TRS)	Runner-up - Kasani Gnaneshwar Mudhiraj (INC)	3rd - Bandapelly Satish (BJP)	4th - Pampari Narender (RDHP)	5th - Madan Mohan Vemulawada (BSP)	NOTA	Other	Total Votes Secured
36	351	168	109	5	2	4	9	648
37	279	124	65	3	1	9	4	485
38	521	174	25	4	5	5	14	748
39	250	164	70	3	3	5	13	508
40	449	190	41	6	4	7	22	719
41	248	79	50	1	0	3	10	391
42	543	145	28	5	0	9	22	752
43	473	154	55	8	1	10	14	715
44	350	174	98	6	2	10	19	659
45	443	175	77	0	3	8	8	714
46	391	196	97	2	5	10	10	711
47	325	165	67	9	2	8	18	594
48	343	186	78	0	1	10	16	634
49	399	206	103	5	1	10	13	737
50	360	206	68	8	7	9	19	677
51	373	181	78	4	2	11	7	656
52	286	175	77	4	2	4	12	560
53	633	104	23	3	4	4	17	788
54	523	101	29	6	2	1	11	673
55	626	137	19	3	3	4	14	806
56	410	186	69	2	3	3	9	682
57	556	102	44	4	12	2	16	736
58	525	141	45	3	16	6	14	750
59	277	65	17	1	1	4	6	371
59A	265	57	43	2	3	1	10	381
60	490	175	38	11	24	14	11	763
61	258	76	40	5	4	7	12	402
62	233	84	26	3	9	3	12	370
63	396	176	68	4	10	11	9	674
64	406	153	87	3	29	6	14	698
65	425	146	84	2	3	9	9	678
66	362	83	35	3	6	5	12	506
67	414	140	35	6	6	6	25	632
68	456	105	17	4	1	0	14	597
69	351	93	21	2	0	10	13	490

Contd....

## Polling Station Level Election Results

**Winner, Runner-up and 3rd Party Position & Winning Margin According to Polling Stations in Secunderabad Assembly in Assembly Election (AE) under Secunderabad Parliamentary Constituency in Telangana (2018)**

Polling Station Number	Winner Party	Winner Votes (%)	Runner-up Party	Runner-up Votes (%)	Winning Margin Votes (%)	Third Party	Third Party Votes (%)	Other Votes (%)
70	TRS	482 (64.7)	INC	141 (18.93)	341 (45.77)	BJP	72 (9.66)	50 (6.71)
71	TRS	317 (67.88)	INC	102 (21.84)	215 (46.04)	BJP	30 (6.42)	18 (3.85)
72	TRS	515 (61.68)	INC	164 (19.64)	351 (42.04)	BJP	86 (10.3)	70 (8.38)
73	TRS	633 (67.2)	INC	191 (20.28)	442 (46.92)	BJP	68 (7.22)	50 (5.31)
74	TRS	607 (68.28)	INC	165 (18.56)	442 (49.72)	BJP	86 (9.67)	31 (3.49)
75	TRS	254 (61.06)	INC	89 (21.39)	165 (39.67)	BJP	53 (12.74)	20 (4.81)
76	TRS	573 (77.12)	INC	145 (19.52)	428 (57.6)	BJP	14 (1.88)	11 (1.48)
77	TRS	335 (59.5)	INC	153 (27.18)	182 (32.32)	BJP	44 (7.82)	31 (5.51)
78	TRS	369 (56.08)	INC	177 (26.9)	192 (29.18)	BJP	80 (12.16)	32 (4.86)
79	TRS	437 (54.56)	INC	231 (28.84)	206 (25.72)	BJP	112 (13.98)	21 (2.62)
80	TRS	294 (51.67)	INC	178 (31.28)	116 (20.39)	BJP	77 (13.53)	20 (3.51)
81	TRS	497 (75.76)	INC	114 (17.38)	383 (58.38)	BJP	24 (3.66)	21 (3.2)
82	TRS	504 (77.9)	INC	112 (17.31)	392 (60.59)	BJP	16 (2.47)	15 (2.32)
83	TRS	471 (64.43)	INC	155 (21.2)	316 (43.23)	BJP	67 (9.17)	38 (5.2)
84	TRS	419 (60.11)	INC	188 (26.97)	231 (33.14)	BJP	43 (6.17)	47 (6.74)
85	TRS	451 (63.25)	INC	174 (24.4)	277 (38.85)	BJP	29 (4.07)	59 (8.27)
86	TRS	521 (64.64)	INC	180 (22.33)	341 (42.31)	BJP	78 (9.68)	27 (3.35)
87	TRS	518 (67.54)	INC	161 (20.99)	357 (46.55)	BJP	48 (6.26)	40 (5.22)
88	TRS	429 (63.18)	INC	144 (21.21)	285 (41.97)	BJP	76 (11.19)	30 (4.42)
89	TRS	444 (63.16)	INC	171 (24.32)	273 (38.84)	BJP	51 (7.25)	37 (5.26)
90	TRS	472 (64.22)	INC	172 (23.4)	300 (40.82)	BJP	64 (8.71)	27 (3.67)
91	TRS	505 (64.33)	INC	157 (20)	348 (44.33)	BJP	93 (11.85)	30 (3.82)
92	TRS	362 (60.33)	INC	159 (26.5)	203 (33.83)	BJP	62 (10.33)	17 (2.83)
93	TRS	448 (59.1)	INC	201 (26.52)	247 (32.58)	BJP	91 (12.01)	18 (2.37)
94	TRS	427 (58.41)	INC	221 (30.23)	206 (28.18)	BJP	47 (6.43)	36 (4.92)
95	TRS	315 (55.85)	INC	166 (29.43)	149 (26.42)	BJP	36 (6.38)	47 (8.33)
96	TRS	213 (52.33)	INC	153 (37.59)	60 (14.74)	BJP	26 (6.39)	15 (3.69)
97	TRS	508 (65.13)	INC	173 (22.18)	335 (42.95)	BJP	52 (6.67)	47 (6.03)
98	TRS	309 (76.11)	INC	66 (16.26)	243 (59.85)	BJP	15 (3.69)	16 (3.94)
98A	TRS	285 (69.68)	INC	78 (19.07)	207 (50.61)	BJP	32 (7.82)	14 (3.42)
99	TRS	462 (69.16)	INC	159 (23.8)	303 (45.36)	BJP	22 (3.29)	25 (3.74)
100	TRS	497 (74.07)	INC	126 (18.78)	371 (55.29)	BJP	22 (3.28)	26 (3.87)
101	TRS	521 (76.17)	INC	125 (18.27)	396 (57.9)	BJP	18 (2.63)	20 (2.92)
102	TRS	473 (76.54)	INC	104 (16.83)	369 (59.71)	BJP	15 (2.43)	26 (4.21)
103	TRS	505 (60.7)	INC	220 (26.44)	285 (34.26)	BJP	43 (5.17)	64 (7.69)

Contd....

## DISCLAIMER

The Terms of Use and Disclaimer of Datanet India Private Limited (hereinafter referred to as "Datanet") for use of this analysis report of **Secunderabad Assembly Constituency (Secunderabad Vidhan Sabha)** :-

1. **Assembly Factbook™** is a Registered Trade Mark owned by Datanet.
2. All the maps are sketched and graphical representation only and have not been drawn to the scale and also not to represent the actual geographical area or boundary of the unit.
3. The data for the aforesaid analysis is based on authentic sources and has been culled from the various publications of Census, CSO and NSSO for district and block level data, various central and state government departments, Central & State Elections Commissions and the concerned Returning Officers' releases, Electoral Rolls, Election results and allied publications, internal assessment, surveys, estimates and analysis. Therefore, certain adjustment of data at micro level may have been done to arrive closer to the macro data.
4. Data have been provided on an "As Is" and "As AVAILABLE" basis
5. The colours shown in the maps or diagram and charts of a particular party, alliance or AC are indicative and do not represent them.
6. This publication which includes maps, sheets, graphs and data would be the property under copyright of Datanet only. The user may use these for its internal study, analysis and research purposes. It's public display, re-selling or any commercial uses by the user are not allowed.
7. Datanet has taken due care and caution in compilation and processing of data and allied information, but does not guarantee the accuracy, adequacy or completeness of any information/analysis and will be not responsible for any errors or omissions or for the results obtained from the use of such information/analysis.
8. All the contents for the publication have been culled from various authentic sources and Datanet reasonably believes such sources to be reliable, but does not make any representations, express or implied as to the accuracy or fitness of use of such information. The information or contents of the information/analysis do not constitute advice and should not be relied upon in making (or refraining from making) any decision. Any reliance placed upon the information provided by Datanet is the sole responsibility and strictly at the user's risk.
9. In no event will Datanet be liable for any damages (including, without limitation, damages for loss of business projects, or loss of profits) arising in contract, tort or otherwise from the use of or inability to use any of its contents, or from any action taken (or refrained from being taken) as a result of using the analysis or any of its contents. Datanet its directors, owners, editors, officials, employees, distributor and agents or any associate will not be liable for any errors in the information contained or any consequences arising from the use of the contents of the provided information/analysis.
10. If any provision of these terms and conditions is held invalid or illegal or unenforceable for any reason by any court of competent jurisdiction, such provision shall be severed and the remainder of provisions of the terms and conditions shall continue in full force and effect as if the Term of Use had been executed with the invalid, illegal or unenforceable provision eliminated.
11. If there are any discrepancies in the information provided, please bring it to attention of Datanet for suitable rectification measures.

**Buy Online This Complete Book At**  
**Indiastat Publication Book Store**

[www.indiastatpublications.com](http://www.indiastatpublications.com)

or go directly at

[http://www.indiastatpublications.com/  
Assembly\\_factbook/Telangana/Secunderabad/ Secunderabad](http://www.indiastatpublications.com/Assembly_factbook/Telangana/Secunderabad/Secunderabad)

 **india**stat**elections**

ISBN : 978-93-6219-834-1



9 789362 198341