



Telangana

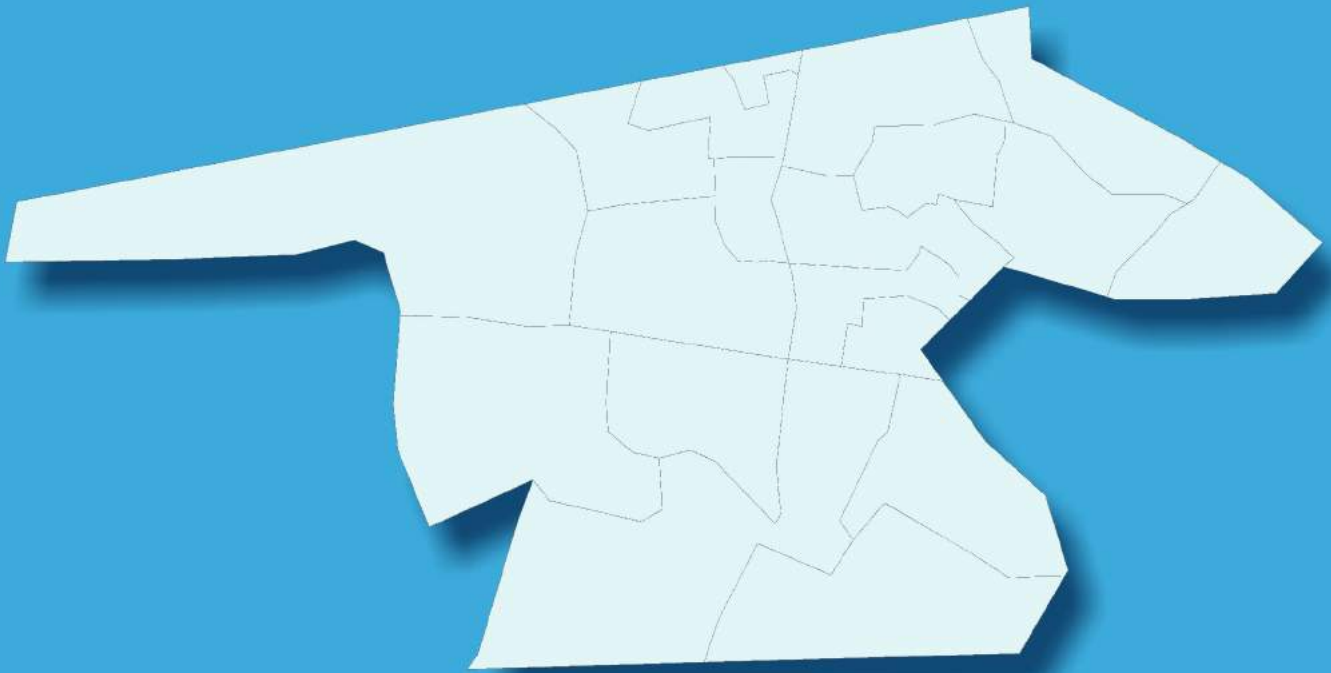
Assembly Factbook™

Musheerabad Assembly Constituency



Key Electoral Data of Musheerabad
Assembly Constituency (Vidhan Sabha)

Telangana
Assembly FactbookTM
Musheerabad Assembly Constituency



Musheerabad Vidhan Sabha

Editor & Director

Dr. R.K. Thukral

Research Editor

Dr. Shafeeq Rahman

Compiled, Researched and Published by Datanet India Pvt. Ltd.

D-100, 1st Floor,

Okhla Industrial Area, Phase-I,
New Delhi- 110020.

Ph.: 91-11- 43580781-84

Email : support@indiastatpublications.com

Website : www.indiastatelections.com

Online Book Store :

www.indiastatpublications.com

Report No. : AFB/TS-057-0123

ISBN : 978-93-5293-107-1

First Edition : January, 2018

Sixth Updated Edition : January, 2023

Price : Rs. 11500/-

US\$ 310

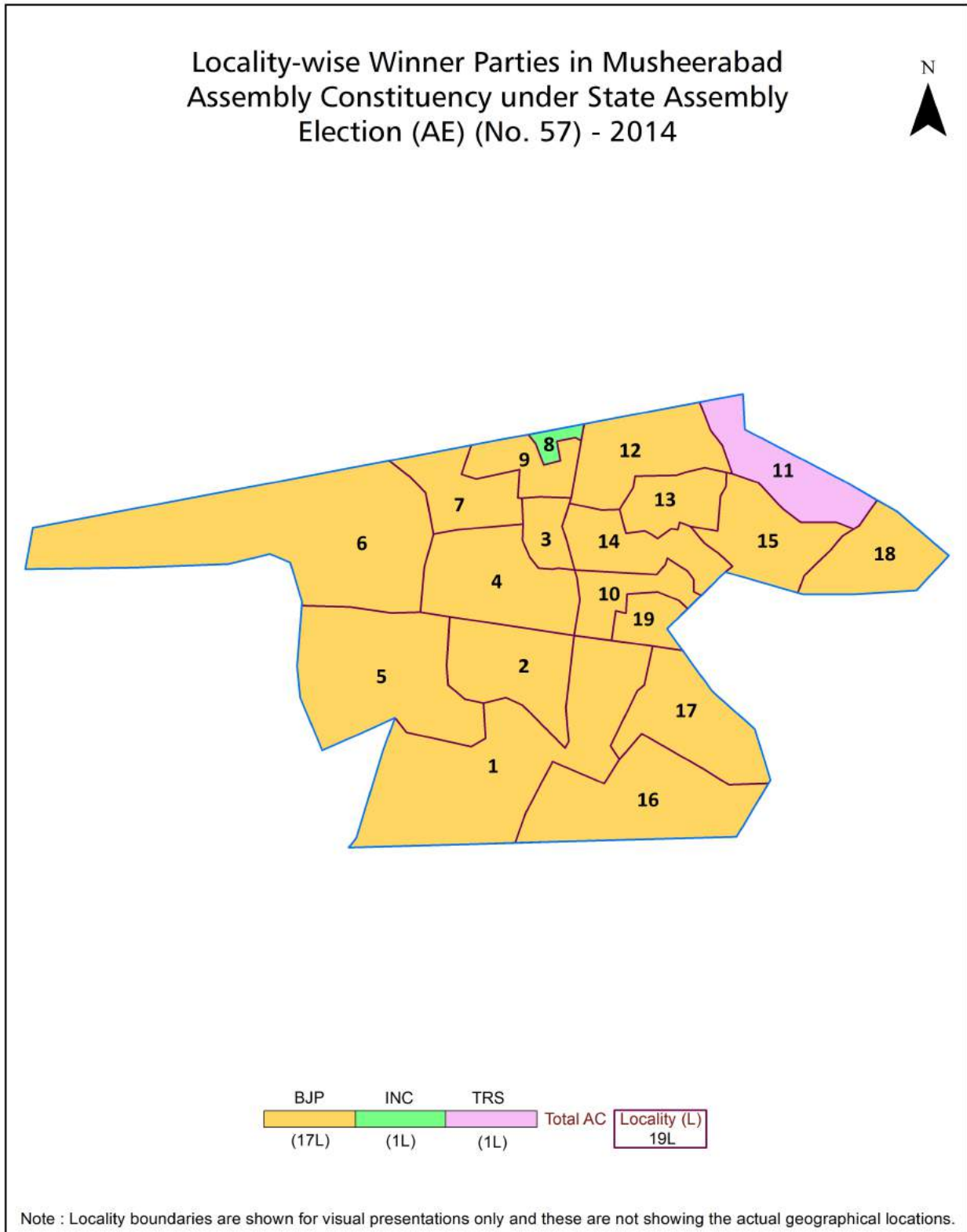
© Datanet India Pvt. Ltd.

All rights reserved. No part of this book may be reproduced, stored in a retrieval system or transmitted in any form or by any means, mechanical photocopying, photographing, scanning, recording or otherwise without the prior written permission of the publisher. Please refer to Disclaimer at page no. 199 for the use of this publication.

Printed in India

No.	Particulars	Page No.
	Introduction	
1	Assembly Constituency - (Vidhan Sabha) at a Glance Features of Assembly as per Delimitation Commission of India (2008)	1-2
	Location and Political Maps	
2	Location Map Boundaries of Assembly Constituency - (Vidhan Sabha) in District Boundaries of Assembly Constituency under Parliamentary Constituency - (Lok Sabha) Locality-wise Winner Parties- 2019-PE, 2018-AE, 2014-PE, 2014-AE, 2009-PE and 2009-AE	3-11
	Administrative Setup (2011)	
3	District Sub-district Towns Villages Inhabited Villages Uninhabited Villages Village Panchayat Intermediate Panchayat	12
	Demographics (2011)	
4	Population Households Rural/Urban Population Sex Ratio (Total & 0-6 Years) Religious Population Social Population Literacy Rate	13
	Electoral Features	
5	Important Dates of Last Elections Held Electors by Gender Service Electors Voters Voters Turnout Polling Stations & Average Number of Electors per Polling Station Electors by Age Group Present Elected Representatives	14-19
	Historical Summary Election Results	
6	Vote Share of Major Parties Winning Margin (Number & Percentage) Polarity of Parties Summary Result of Assembly Segment of Parliamentary Election 2019, 2014, 2009, 2004 and 1999 Summary Result of Assembly Elections 2018, 2014, 2009, 2004, 1999, 1994, 1989, 1985, 1983, 1978, 1972, 1967, 1962 and 1957	20-42
	Polling Station Level Election Results	
7	Name and Number of Polling Station 2019-PE, 2018-AE, 2014-PE, 2014-AE, 2009-PE and 2009-AE Polling Station-wise Electors, Voters & Voters Turnout 2019-PE, 2018-AE, 2014-PE, 2014-AE, 2009-PE and 2009-AE Polling Station wise Elections Results 2019-PE, 2018-AE, 2014-PE, 2014-AE, 2009-PE and 2009-AE	43-194
	Share of Assembly Constituency	
8	Share of Assembly Constituency - (Vidhan Sabha) in State, District and Parliamentary Constituency - (Lok Sabha)	195
9	Abbreviation & Sources	197-198
10	Disclaimer	199

Location & Political Map

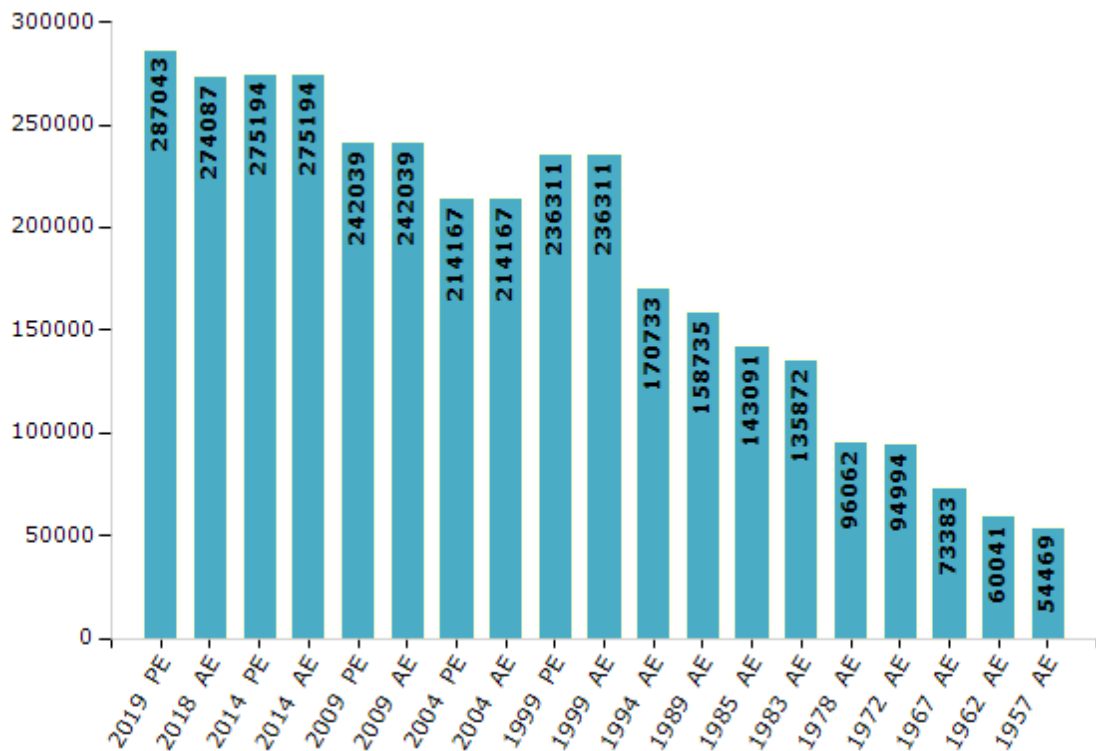


Electoral Features

Electors by Male & Female

Year	Male	Female	Others	Total	Year	Male	Female	Others	Total
2019 PE	149026	138009	8	287043	1994 AE	90611	80122	-	170733
2018 AE	143314	130766	7	274087	1989 AE	84522	74213	-	158735
2014 PE	146961	128188	45	275194	1985 AE	85855	57236	-	143091
2014 AE	146961	128188	45	275194	1983 AE	70581	65291	-	135872
2009 PE	127194	114845	-	242039	1978 AE	50125	45937	-	96062
2009 AE	127194	114845	-	242039	1972 AE	49581	45413	-	94994
2004 PE	110454	103713	-	214167	1967 AE	-	-	-	73383
2004 AE	110454	103713	-	214167	1962 AE	-	-	-	60041
1999 PE	123546	112765	-	236311	1957 AE	-	-	-	54469
1999 AE	123546	112765	-	236311	1955 AE	-	-	-	-

Number of Electors



Note : AE : Assembly Election, PE : Assembly Segment of Parliamentary Election

Historical Summary Election Results

Summary Result of Assembly Election - 2014

Candidate Name	Party	Votes	Votes %
Dr.K Laxman	BJP	65209	43.22
Muta Gopal	TRS	37823	25.07
Vinay Kumar .P	INC	26808	17.77
Qhasim Shaheen	AIMIM	5659	3.75
Gade Bal Reddy	YSRCP	5265	3.49
P. Rohit Kumar	LSP	2473	1.64
M Srinivas	CPM	1855	1.23
M.A. Qavi Abbasi	AAP	1038	0.69
M. Solomon Raju	ICSP	748	0.5
Merugu Srinivas	IND	586	0.39
Rani Kadasi	JaSPa	416	0.28
Syed Raheemuddin	BSP	251	0.17
M Pramila Bai	PPOI	235	0.16
Kandagatla Swamy	RLD	235	0.16
Chandu. B	IND	224	0.15
Gampala Jayaraj	IND	216	0.14
Mohd. Moosa. Ba.	IND	162	0.11
Govind Ratan Parke	RSPI	137	0.09
Shabber Khan Hassan	IND	116	0.08
Dasaram Satish Kumar	TLP	100	0.07
Ramesh Pothula	IND	91	0.06
K. Sundeep Moses	IND	77	0.05
Sayola Renuka	IND	59	0.04
	NOTA	1101	0.73

Polling Station Level Election Results

Number and Name of Polling Stations (PS) (2018 AE)

Number of Polling Stations	Name of Polling Stations	Number of Polling Stations	Name of Polling Stations
1	Ap Labour Law Practitioners For Workers Association,Jawahar Nagar 1-1-18/73, Chikkadpally	22	Surabhi High School,Bakaram
2	Ap Labour Law Practitioners For Workers Association,Jawahar Nagar 1-1-18/73, Chikkadpally	23	O/O Controller Of Legal Meterology,(Weights And Measures) 1-1-525
3	Office Of The Commissioner Of Labour, New Building,Jawahar Nagar 1-1-18/73, Chikkadpally	24	O/O Controller Of Legal Meterology,(Weights And Measures) 1-1-525
4	Office Of The Commissioner Of Labour, New Building,Jawahar Nagar 1-1-18/73, Chikkadpally	25	O/O Controller Of Legal Meterology,(Weights And Measures) 1-1-525
5	Office Of The Commissioner Of Labour, New Building,Jawahar Nagar 1-1-18/73, Chikkadpally	26	O/O Controller Of Legal Meterology,(Weights And Measures) 1-1-525
6	Office Of The Commissioner Of Labour, New Building,Jawahar Nagar 1-1-18/73, Chikkadpally	27	O/O Controller Of Legal Meterology,(Weights And Measures) 1-1-525
7	Pendekanti Law College, Chikkadpally, 1-1-338 To 331	28	Abhudaya High School, Gandhi Nagar,1-1-524/B,Gandhinagar Bakaram
8	Pendekanti Law College, Chikkadpally, 1-1-338 To 331	29	Abhudaya High School, Gandhi Nagar,1-1-524/B,Gandhinagar Bakaram
9	O/Othe Shantiniketan Co-Op H Socty,Opp 1-1-336/12,Chikkadpally	30	Abhudaya High School, Gandhi Nagar,1-1-524/B,Gandhinagar Bakaram
10	City Central Library, 1-1-336/43/1/6,Chikkadapally	31	R.C. Reddy, Ias Study Circle,110247/A/1,Ashok Nagar
11	City Central Library, 1-1-336/43/1/6,Chikkadapally	32	R.C. Reddy, Ias Study Circle,110247/A/1,Ashok Nagar
12	City Central Library, 1-1-336/43/1/6,Chikkadapally	33	R.C. Reddy, Ias Study Circle,110247/A/1,Ashok Nagar
13	City Central Library, 1-1-336/43/1/6,Chikkadapally	34	Ghmc Community Hall, V.V. Giri Nagar,Gandhi Nagar
14	Office Of The Commissioner Of Labour, New Building,Jawahar Nagar 1-1-18/73	35	Ghmc Community Hall, V.V. Giri Nagar,Gandhi Nagar
15	Ghmc Community Hall, Municipal Play Ground,,Jawahar Nagar 1-1-39/106	36	Cambridge Grammer School, 1-1-646,Near Gandhi Nagar Park
16	Government Primary School, Behind Srt 164,1-1-379/106, Jawahar Nagar	37	Surabhi High School,Bakaram
17	Govt Primary School Behind Srt 164,Jawahar Nagar	38	Vidya Deep High School, 1-1-650/24,Gandhi Nagar
18	Government Primary School, Behind Srt 164,1-1-379/106, Jawahar Nagar	39	Vidya Deep High School, 1-1-650/24,Gandhi Nagar
19	Ghmc Community Hall Municipal Play Ground,,Jawahar Nagar 1-1-379/106	40	Bharath Scouts,Guides Model School,12386,Domalguda
20	Ghmc Community Hall Municipal Play Ground,,Jawahar Nagar 1-1-379/106	41	Bharath Scouts,Guides Model School,12386,Domalguda
21	Jawahar Bala Sadan Gurukulvidyalayam 1-1-379/272/1,Jawahar Nagar	42	Bharath Scouts,Guides Model School,12386,Domalguda

Contd....

Polling Station Level Election Results

Polling Station-wise Votes Secured by Overall Top Five Parties in Musheerabad Assembly in Assembly Election (AE) under Secundrabad Parliamentary Constituency in Telangana (2018)

Number of Polling Station	Winner - Muta Gopal (TRS)	Runner-up - Anil Kumar Yadav M (INC)	3rd - Dr. K. Laxman (BJP)	4th - Poosa Pradeep Kumar (BSP)	5th - Bathula Saraswati (PPOI)	NOTA	Other	Total Votes Secured
36	154	122	129	2	0	13	4	424
37	196	140	123	1	0	10	4	474
38	56	35	69	0	0	0	1	161
39	229	182	208	1	1	19	15	655
40	161	126	256	1	2	9	8	563
41	303	230	149	1	1	11	17	712
42	291	174	153	1	1	8	8	636
43	369	115	151	2	2	4	15	658
44	279	189	156	2	0	10	15	651
45	265	152	170	2	6	10	11	616
46	147	112	224	1	1	16	10	511
47	180	118	153	2	1	4	4	462
48	86	88	115	0	0	8	8	305
49	214	156	261	0	0	14	10	655
50	87	80	173	0	1	2	4	347
51	234	158	93	5	1	8	5	504
52	250	113	130	2	5	10	17	527
53	182	138	198	3	1	5	13	540
54	272	95	84	4	4	5	15	479
55	258	104	75	2	3	4	7	453
56	254	130	172	7	1	16	20	600
57	254	226	185	4	0	1	11	681
58	81	98	159	0	0	9	7	354
59	296	137	158	1	2	2	18	614
60	98	102	204	0	0	6	2	412
61	175	91	135	2	0	6	8	417
62	311	186	117	1	1	9	10	635
63	175	143	129	1	1	3	6	458
64	381	246	146	3	3	6	3	788
65	395	235	135	4	5	8	23	805
66	256	122	68	3	5	8	18	480
67	263	72	61	1	2	1	6	406
68	318	172	84	3	2	15	7	601
69	316	142	114	2	2	2	11	589
70	379	132	138	4	2	3	8	666

Contd....

Polling Station Level Election Results

Winner, Runner-up and 3rd Party Position & Winning Margin According to Polling Stations in Musheerabad Assembly in Assembly Election (AE) under Secundrabad Parliamentary Constituency in Telangana (2018)

Polling Station Number	Winner Party	Winner Votes (%)	Runner-up Party	Runner-up Votes (%)	Winning Margin Votes (%)	Third Party	Third Party Votes (%)	Other Votes (%)
71	BJP	214 (39.12)	TRS	164 (29.98)	50 (9.14)	INC	154 (28.15)	15 (2.74)
72	TRS	238 (46.3)	BJP	172 (33.46)	66 (12.84)	INC	86 (16.73)	18 (3.5)
73	TRS	331 (51.32)	INC	165 (25.58)	166 (25.74)	BJP	119 (18.45)	30 (4.65)
74	TRS	383 (52.04)	INC	232 (31.52)	151 (20.52)	BJP	91 (12.36)	30 (4.08)
75	TRS	319 (54.62)	INC	149 (25.51)	170 (29.11)	BJP	98 (16.78)	18 (3.08)
76	TRS	295 (45.74)	INC	173 (26.82)	122 (18.92)	BJP	154 (23.88)	23 (3.57)
77	TRS	228 (52.17)	INC	112 (25.63)	116 (26.54)	BJP	74 (16.93)	23 (5.26)
78	TRS	255 (59.72)	BJP	86 (20.14)	169 (39.58)	INC	76 (17.8)	10 (2.34)
79	TRS	267 (50.57)	INC	126 (23.86)	141 (26.71)	BJP	120 (22.73)	15 (2.84)
80	TRS	163 (46.97)	BJP	85 (24.5)	78 (22.47)	INC	80 (23.05)	19 (5.48)
81	TRS	240 (44.86)	INC	143 (26.73)	97 (18.13)	BJP	136 (25.42)	16 (2.99)
82	TRS	112 (37.09)	BJP	100 (33.11)	12 (3.98)	INC	78 (25.83)	12 (3.97)
83	TRS	167 (42.07)	BJP	124 (31.23)	43 (10.84)	INC	95 (23.93)	11 (2.77)
84	TRS	270 (49.72)	INC	137 (25.23)	133 (24.49)	BJP	121 (22.28)	15 (2.76)
85	TRS	287 (44.63)	INC	182 (28.3)	105 (16.33)	BJP	139 (21.62)	35 (5.44)
86	TRS	463 (65.77)	INC	124 (17.61)	339 (48.16)	BJP	89 (12.64)	28 (3.98)
87	TRS	564 (67.14)	INC	140 (16.67)	424 (50.47)	BJP	108 (12.86)	28 (3.33)
88	TRS	378 (55.18)	INC	157 (22.92)	221 (32.26)	BJP	139 (20.29)	11 (1.61)
89	TRS	379 (56.15)	BJP	143 (21.19)	236 (34.96)	INC	132 (19.56)	21 (3.11)
90	TRS	354 (62)	BJP	108 (18.91)	246 (43.09)	INC	88 (15.41)	21 (3.68)
91	TRS	238 (42.88)	BJP	158 (28.47)	80 (14.41)	INC	137 (24.68)	22 (3.96)
92	TRS	423 (57.87)	BJP	154 (21.07)	269 (36.8)	INC	127 (17.37)	27 (3.69)
93	TRS	303 (63.26)	INC	98 (20.46)	205 (42.8)	BJP	68 (14.2)	10 (2.09)
94	TRS	142 (55.25)	INC	54 (21.01)	88 (34.24)	BJP	51 (19.84)	10 (3.89)
95	TRS	397 (57.54)	INC	154 (22.32)	243 (35.22)	BJP	119 (17.25)	20 (2.9)
96	TRS	285 (57.93)	BJP	115 (23.37)	170 (34.56)	INC	73 (14.84)	19 (3.86)
97	TRS	308 (55.3)	INC	119 (21.36)	189 (33.94)	BJP	111 (19.93)	19 (3.41)
98	TRS	374 (58.71)	INC	149 (23.39)	225 (35.32)	BJP	99 (15.54)	15 (2.35)
99	TRS	354 (66.29)	INC	96 (17.98)	258 (48.31)	BJP	72 (13.48)	12 (2.25)
100	TRS	184 (52.57)	BJP	113 (32.29)	71 (20.28)	INC	44 (12.57)	9 (2.57)
101	TRS	453 (77.84)	INC	67 (11.51)	386 (66.33)	BJP	47 (8.08)	15 (2.58)
102	TRS	449 (78.22)	INC	91 (15.85)	358 (62.37)	BJP	24 (4.18)	10 (1.74)
103	TRS	299 (78.07)	INC	68 (17.75)	231 (60.32)	BJP	6 (1.57)	10 (2.61)
104	TRS	511 (81.37)	INC	97 (15.45)	414 (65.92)	BJP	17 (2.71)	3 (0.48)
105	TRS	427 (79.22)	INC	90 (16.7)	337 (62.52)	BJP	15 (2.78)	7 (1.3)

Contd....

DISCLAIMER

The Terms of Use and Disclaimer of Datanet India Private Limited (hereinafter referred to as "Datanet") for use of this analysis report of **Musheerabad Assembly Constituency (Musheerabad Vidhan Sabha)** :-

1. **Assembly Factbook™** is a Registered Trade Mark owned by Datanet.
2. All the maps are sketched and graphical representation only and have not been drawn to the scale and also not to represent the actual geographical area or boundary of the unit.
3. The data for the aforesaid analysis is based on authentic sources and has been culled from the various publications of Census, CSO and NSSO for district and block level data, various central and state government departments, Central & State Elections Commissions and the concerned Returning Officers' releases, Electoral Rolls, Election results and allied publications, internal assessment, surveys, estimates and analysis. Therefore, certain adjustment of data at micro level may have been done to arrive closer to the macro data.
4. Data have been provided on an "As Is" and "As AVAILABLE" basis
5. The colours shown in the maps or diagram and charts of a particular party, alliance or AC are indicative and do not represent them.
6. This publication which includes maps, sheets, graphs and data would be the property under copyright of Datanet only. The user may use these for its internal study, analysis and research purposes. It's public display, re-selling or any commercial uses by the user are not allowed.
7. Datanet has taken due care and caution in compilation and processing of data and allied information, but does not guarantee the accuracy, adequacy or completeness of any information/analysis and will be not responsible for any errors or omissions or for the results obtained from the use of such information/analysis.
8. All the contents for the publication have been culled from various authentic sources and Datanet reasonably believes such sources to be reliable, but does not make any representations, express or implied as to the accuracy or fitness of use of such information. The information or contents of the information/analysis do not constitute advice and should not be relied upon in making (or refraining from making) any decision. Any reliance placed upon the information provided by Datanet is the sole responsibility and strictly at the user's risk.
9. In no event will Datanet be liable for any damages (including, without limitation, damages for loss of business projects, or loss of profits) arising in contract, tort or otherwise from the use of or inability to use any of its contents, or from any action taken (or refrained from being taken) as a result of using the analysis or any of its contents. Datanet its directors, owners, editors, officials, employees, distributor and agents or any associate will not be liable for any errors in the information contained or any consequences arising from the use of the contents of the provided information/analysis.
10. If any provision of these terms and conditions is held invalid or illegal or unenforceable for any reason by any court of competent jurisdiction, such provision shall be severed and the remainder of provisions of the terms and conditions shall continue in full force and effect as if the Term of Use had been executed with the invalid, illegal or unenforceable provision eliminated.
11. If there are any discrepancies in the information provided, please bring it to attention of Datanet for suitable rectification measures.

Buy Online This Complete Book At
Datanet India eBooks Store

www.indiastatpublications.com

or go directly at

[http://www.indiastatpublications.com/
Assembly_factbook/Telangana/Secundrabad/ Musheerabad](http://www.indiastatpublications.com/Assembly_factbook/Telangana/Secundrabad/Musheerabad)

 **india**stat**elections**

ISBN : 978-93-5293-107-1

