



West Bengal

Assembly Factbook™

Bardhaman Dakshin Assembly Constituency



Key Electoral Data of Bardhaman Dakshin
Assembly Constituency (Vidhan Sabha)

West Bengal

Assembly Factbook™

Bardhaman Dakshin Assembly Constituency



Bardhaman Dakshin Vidhan Sabha

Editor & Director

Dr. R.K. Thukral

Research Editor

Dr. Shafeeq Rahman

Compiled, Researched and Published by Datanet India Pvt. Ltd.

D-100, 1st Floor,

Okhla Industrial Area, Phase-I,
New Delhi- 110020.

Ph.: 91-11- 43580781-84

Email : support@indiastatpublications.com

Website : www.indiastatelections.com

Online Book Store :

www.indiastatpublications.com

Report No. : AFB/WB-260-0125

ISBN : 978-93-5293-580-2

First Edition : January, 2018

Eighth Updated Edition : January, 2025

Price : Rs. 11500/-

US\$ 310

© Datanet India Pvt. Ltd.

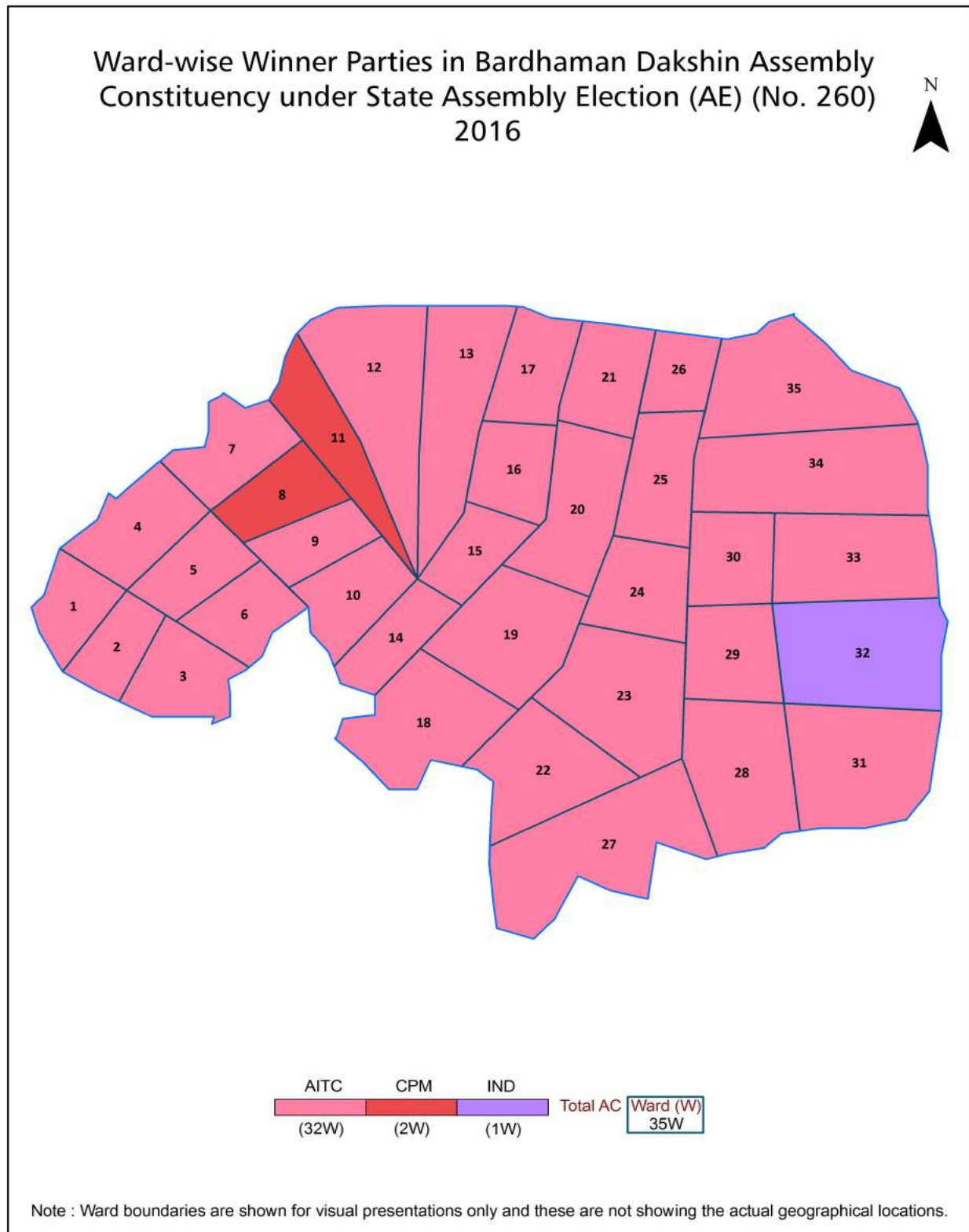
All rights reserved. No part of this book may be reproduced, stored in a retrieval system or transmitted in any form or by any means, mechanical photocopying, photographing, scanning, recording or otherwise without the prior written permission of the publisher. Please refer to Disclaimer at page no. 132 for the use of this publication.

Printed in India

Contents

No.	Particulars	Page No.
	Introduction	
1	Assembly Constituency - (Vidhan Sabha) at a Glance Features of Assembly as per Delimitation Commission of India (2008)	1-2
	Location and Political Maps	
2	Location Map Boundaries of Assembly Constituency - (Vidhan Sabha in District Boundaries of Assembly Constituency under Parliamentary Constituency - (Lok Sabha) Ward-wise Winner Parties- 2024, 2021, 2019, 2016, 2011 and 2009	3-10
	Administrative Setup (2011)	
3	District Sub-district Towns Villages Inhabited Villages Uninhabited Villages Village Panchayat Intermediate Panchayat	11
	Demographics (2011)	
4	Population Households Rural/Urban Population Ward by Population Size Sex Ratio (Total & 0-6 Years) Religious Population Social Population Literacy Rate	12-13
	Electoral Features	
5	Important Dates of Last Elections Held Electors by Gender Service Electors Voters Voters Turnout Polling Stations & Average Number of Electors per Polling Station Electors by Age Group Present Elected Representatives	14-19
	Historical Summary Election Results	
6	Vote Share of Major Parties Winning Margin (Number & Percentage Polarity of Parties Summary Result of Assembly Segment of Parliamentary Elections 2024, 2019, 2014, 2009, 2004 and 1999 Summary Result of Assembly Elections 2021, 2016, 2011, 2006, 2001, 1996, 1991, 1987, 1982, 1977, 1972, 1971, 1969 and 1967	20-42
	Polling Station Level Election Results	
7	Name and Number of Polling Station 2024, 2021, 2019, 2016, 2011 and 2009 Polling Station-wise Electors, Voters & Voters Turnout 2024, 2021, 2019, 2016, 2011 and 2009 Polling Station wise Elections Results 2024, 2021, 2019, 2016, 2011 and 2009	43-127
	Share of Assembly Constituency	
8	Share of Assembly Constituency - (Vidhan Sabha) in State, District and Parliamentary Constituency - (Lok Sabha)	128
9	Abbreviation & Sources	130-131
10	Disclaimer	132

Location & Political Map

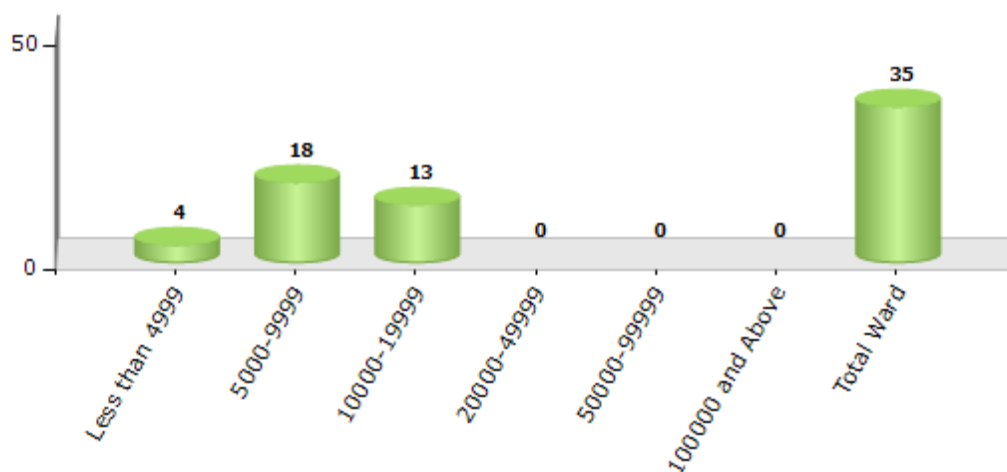


Demographics

Number of Ward by Population Size - 2011

Less than 4999	5000-9999	10000-19999	20000-49999	50000-99999	100000 and Above	Total Ward
4	18	13	0	0	0	35

Number of Ward by Population Size - 2011



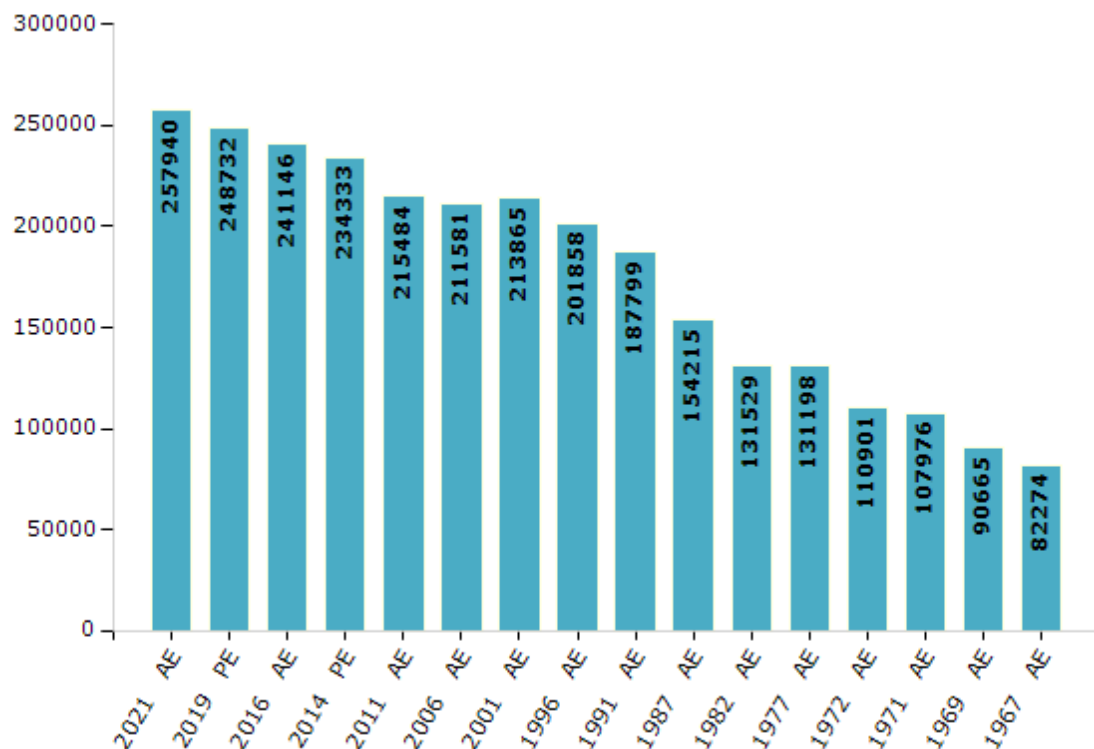
Electoral Features

Electors by Male & Female

Year	Male	Female	Others	Total
2021 AE	127611	130321	8	257940
2019 PE	124045	124676	11	248732
2016 AE	121524	119615	7	241146
2014 PE	119536	114794	3	234333
2011 AE	111384	104100	0	215484
2009 PE	-	-	-	-
2006 AE	110023	101558	-	211581
2004 PE	-	-	-	-
2001 AE	111365	102500	-	213865
1999 PE	-	-	-	-
1996 AE	106772	95086	-	201858

Year	Male	Female	Others	Total
1991 AE	97593	90206	-	187799
1987 AE	82554	71661	-	154215
1982 AE	72244	59285	-	131529
1977 AE	74751	56447	-	131198
1972 AE	65806	45095	-	110901
1971 AE	61356	46620	-	107976
1969 AE	51139	39526	-	90665
1967 AE	-	-	-	82274
1962 AE	-	-	-	-
1957 AE	-	-	-	-
1952 AE	-	-	-	-

Number of Electors



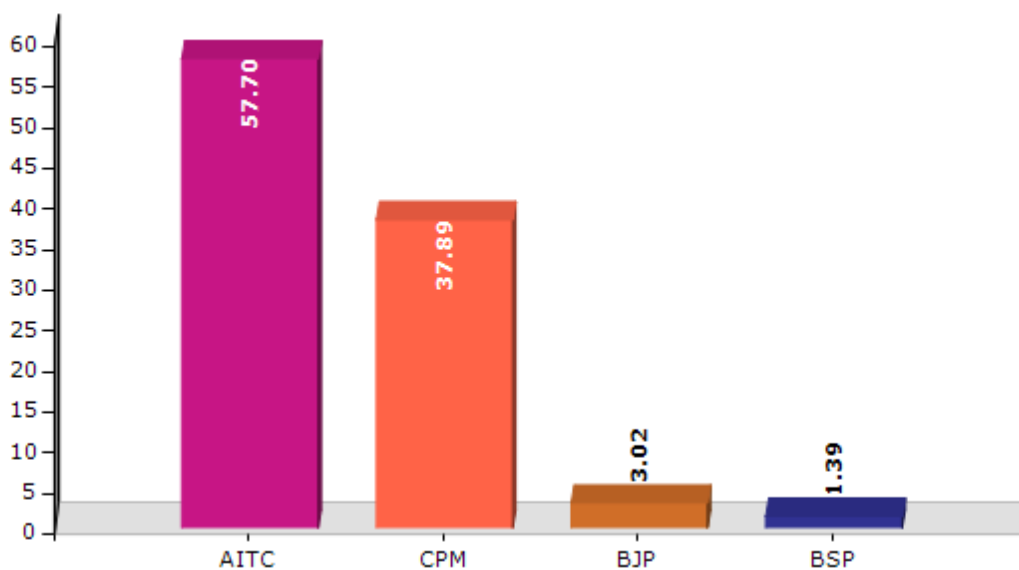
Note : AE : Assembly Election, PE : Assembly Segment of Parliamentary Election

Historical Summary Election Results

Summary Result of Assembly Election - 2011

Candidate Name	Party	Votes	Votes %
Rabiranjana Chattopadhyay	AITC	107520	57.7
Nirupam Sen	CPM	70604	37.89
Sandip Nandi	BJP	5621	3.02
Md. Harun	BSP	2593	1.39

Votes Percentage of Top Parties - 2011



Polling Station Level Election Results

Number and Name of Polling Stations (PS) (2016)

Number of Polling Stations	Name of Polling Stations	Number of Polling Stations	Name of Polling Stations
1	University Engineering College Kamalsayar	22	Bahirsarbamangalaharijan F.P. School
2	Goda Municipal F.P.School	23	Neheru Vidyamandir
3	Goda Municipal F.P.School	24	Neheru Vidyamandir
4	Goda F.P. School	25	Subhas Pally Primary School, Bajepuratappur
5	Goda F.P. School	26	Haribhajan F.P. School
6	Goda Municipal F.P.School	27	Haribhajan F.P. School
7	Padmaja Naidu College Of Music, Kajirhat, Lakurdi	28	Dubraj Dighi M.F.P.School
8	Padmaja Naidu College Of Music, Kajirhat, Lakurdi	29	Dubraj Dighi M.F.P.School
9	Govt. College Of Education (B. Ed), Burdwan Kajirhat	30	Railway Mahila Samity
10	Govt. College Of Education (B. Ed), Burdwan Kajirhat	31	Dubrajdighi M.F.P.School
11	Keshabganj F.P. School	32	Dubrajdighi M.F.P.School
12	Nibedita Kanya Balika Vidyalyaya	33	Dubrajdighi Highschool
13	Nibedita Kanya Balika Vidyalyaya	34	Dubrajdighi Highschool
14	Badsahi Road Hindi Primary School	35	Aludanga Abaitanik Prathamik Vidyalyaya
15	Samima Khatun F.P.School	36	Aludanga Abaitanik Prathamik Vidyalyaya
16	Samima Khatun F.P.School	37	Dubrajdighi High School
17	Samima Khatun F.P.School	38	Dubrajdighi Highschool
18	Netaji Hindi Primary School	39	Maharaja Dhiraj Bijoy Chand Engineering Institute Of Technology
19	Nibedita Kanya Bilika Vidyalyaya	40	Ramasish Hindi High School
20	Nibedita Kanya Bilika Vidyalyaya	41	Ramasish Hindi High School
21	Bahirsarbamangala Harijan F.P. School	42	Ramasish Hindi High School

Contd....

Polling Station Level Election Results

Polling Station-wise Votes Secured by Overall Top Five Parties in Bardhaman Dakshin Assembly in Assembly Election (AE) under Burdwan - Durgapur Parliamentary Constituency in West Bengal (2016)

Number of Polling Station	Winner - Rabiranjana Chattopadhyay (AITC)	Runner-up - Ainul Haque (CPM)	3rd - Samir Kumar Roy (IND)	4th - Prabal Roy (BJP)	5th - Md. Harun (BSP)	NOTA	Other	Total Votes Secured
36	200	108	24	46	10	10	4	402
37	448	389	18	15	7	18	6	901
38	399	391	26	60	11	23	6	916
39	494	272	53	31	7	25	12	894
40	275	136	37	82	5	9	4	548
41	505	185	25	122	15	15	13	880
42	213	58	15	40	5	2	6	339
43	413	152	45	97	9	14	5	735
44	525	168	22	134	14	23	19	905
45	325	132	23	89	8	9	3	589
46	449	181	96	69	10	12	4	821
47	479	161	35	59	4	13	9	760
48	345	172	56	63	3	15	4	658
49	392	187	36	17	6	6	9	653
50	382	145	45	9	1	4	2	588
51	528	159	30	121	15	18	7	878
52	335	83	10	67	3	10	0	508
53	210	53	30	12	2	4	2	313
54	380	129	49	39	0	10	3	610
55	151	143	31	35	0	5	1	366
56	299	187	44	40	5	6	5	586
57	249	220	52	22	5	13	4	565
58	196	153	44	42	3	14	0	452
59	297	246	98	70	6	11	4	732
60	340	156	70	44	5	8	8	631
61	361	241	60	25	2	10	5	704
62	295	209	22	117	7	12	4	666
63	206	156	23	68	3	14	4	474
64	312	188	38	97	8	13	10	666
65	122	107	13	64	2	9	1	318
66	236	259	37	66	3	16	8	625
67	146	194	22	51	10	10	6	439
68	216	240	37	60	2	15	6	576
69	167	238	11	35	5	17	2	475
70	277	280	43	75	12	8	9	704

Contd....

Polling Station Level Election Results

Winner, Runner-up and 3rd Party Position & Winning Margin According to Polling Stations in Bardhaman Dakshin Assembly in Assembly Election (AE) under Burdwan - Durgapur Parliamentary Constituency in West Bengal (2016)

Polling Station Number	Winner Party	Winner Votes (%)	Runner-up Party	Runner-up Votes (%)	Winning Margin Votes (%)	Third Party	Third Party Votes (%)	Other Votes (%)
75	CPM	252 (43.37)	AITC	230 (39.59)	22 (3.78)	IND (SKR)	48 (8.26)	51 (8.78)
76	CPM	204 (52.58)	AITC	143 (36.86)	61 (15.72)	IND (SKR)	16 (4.12)	25 (6.44)
77	AITC	211 (46.07)	CPM	133 (29.04)	78 (17.03)	IND (SKR)	76 (16.59)	38 (8.3)
78	AITC	151 (35.36)	CPM	143 (33.49)	8 (1.87)	IND (SKR)	78 (18.27)	55 (12.88)
79	AITC	331 (46.1)	CPM	275 (38.3)	56 (7.8)	BJP	46 (6.41)	66 (9.19)
80	AITC	359 (46.74)	CPM	302 (39.32)	57 (7.42)	IND (SKR)	59 (7.68)	48 (6.25)
81	CPM	209 (50.85)	AITC	171 (41.61)	38 (9.24)	IND (SKR)	11 (2.68)	20 (4.87)
82	AITC	370 (51.82)	CPM	208 (29.13)	162 (22.69)	BJP	65 (9.1)	71 (9.94)
83	AITC	205 (34.34)	CPM	190 (31.83)	15 (2.51)	IND (SKR)	98 (16.42)	104 (17.42)
84	CPM	240 (37.74)	AITC	230 (36.16)	10 (1.58)	IND (SKR)	97 (15.25)	69 (10.85)
85	AITC	406 (50.56)	CPM	221 (27.52)	185 (23.04)	IND (SKR)	79 (9.84)	97 (12.08)
86	AITC	420 (46.61)	CPM	297 (32.96)	123 (13.65)	IND (SKR)	89 (9.88)	95 (10.54)
87	AITC	225 (44.64)	CPM	146 (28.97)	79 (15.67)	IND (SKR)	72 (14.29)	61 (12.1)
88	AITC	263 (47.91)	CPM	161 (29.33)	102 (18.58)	IND (SKR)	74 (13.48)	51 (9.29)
89	AITC	345 (43.23)	IND (SKR)	195 (24.44)	150 (18.79)	CPM	177 (22.18)	81 (10.15)
90	AITC	86 (35.83)	CPM	65 (27.08)	21 (8.75)	BJP	43 (17.92)	46 (19.17)
91	AITC	313 (43.35)	CPM	194 (26.87)	119 (16.48)	IND (SKR)	123 (17.04)	92 (12.74)
92	AITC	258 (48.22)	CPM	128 (23.93)	130 (24.29)	IND (SKR)	95 (17.76)	54 (10.09)
93	AITC	279 (39.74)	IND (SKR)	182 (25.93)	97 (13.81)	CPM	165 (23.5)	76 (10.83)
94	AITC	296 (41.46)	CPM	186 (26.05)	110 (15.41)	IND (SKR)	136 (19.05)	96 (13.45)
95	AITC	251 (42.47)	CPM	169 (28.6)	82 (13.87)	IND (SKR)	97 (16.41)	74 (12.52)
96	CPM	353 (49.51)	AITC	242 (33.94)	111 (15.57)	BJP	47 (6.59)	71 (9.96)
97	AITC	188 (44.03)	CPM	163 (38.17)	25 (5.86)	BJP	31 (7.26)	45 (10.54)
98	AITC	342 (38.21)	CPM	342 (38.21)	0 (0)	BJP	114 (12.74)	97 (10.84)
99	AITC	153 (45.4)	CPM	104 (30.86)	49 (14.54)	IND (SKR)	35 (10.39)	45 (13.35)
100	AITC	249 (41.5)	CPM	172 (28.67)	77 (12.83)	IND (SKR)	85 (14.17)	94 (15.67)
101	AITC	229 (46.64)	CPM	139 (28.31)	90 (18.33)	IND (SKR)	54 (11)	69 (14.05)
102	AITC	199 (38.94)	CPM	168 (32.88)	31 (6.06)	IND (SKR)	61 (11.94)	83 (16.24)
103	AITC	173 (41.49)	CPM	146 (35.01)	27 (6.48)	IND (SKR)	51 (12.23)	47 (11.27)
104	AITC	254 (47.57)	CPM	165 (30.9)	89 (16.67)	IND (SKR)	50 (9.36)	65 (12.17)
105	CPM	217 (43.4)	AITC	180 (36)	37 (7.4)	IND (SKR)	46 (9.2)	57 (11.4)
106	AITC	330 (44.47)	CPM	165 (22.24)	165 (22.23)	IND (SKR)	162 (21.83)	85 (11.46)
107	AITC	173 (34.95)	IND (SKR)	151 (30.51)	22 (4.44)	CPM	82 (16.57)	89 (17.98)
108	AITC	274 (40.47)	CPM	255 (37.67)	19 (2.8)	IND (SKR)	121 (17.87)	27 (3.99)
109	AITC	227 (53.92)	CPM	101 (23.99)	126 (29.93)	IND (SKR)	74 (17.58)	19 (4.51)
110	AITC	223 (36.38)	IND (SKR)	195 (31.81)	28 (4.57)	CPM	157 (25.61)	38 (6.2)
111	AITC	362 (54.93)	IND (SKR)	133 (20.18)	229 (34.75)	CPM	120 (18.21)	44 (6.68)

Contd....

DISCLAIMER

The Terms of Use and Disclaimer of Datanet India Private Limited (hereinafter referred to as "Datanet") for use of this analysis report of **Bardhaman Dakshin Assembly Constituency (Bardhaman Dakshin Vidhan Sabha) :-**

1. **Assembly Factbook™** is a Registered Trade Mark owned by Datanet.
2. All the maps are sketched and graphical representation only and have not been drawn to the scale and also not to represent the actual geographical area or boundary of the unit.
3. The data for the aforesaid analysis is based on authentic sources and has been culled from the various publications of Census, CSO and NSSO for district and block level data, various central and state government departments, Central & State Elections Commissions and the concerned Returning Officers' releases, Electoral Rolls, Election results and allied publications, internal assessment, surveys, estimates and analysis. Therefore, certain adjustment of data at micro level may have been done to arrive closer to the macro data.
4. Data have been provided on an "As Is" and "As AVAILABLE" basis
5. The colours shown in the maps or diagram and charts of a particular party, alliance or AC are indicative and do not represent them.
6. This publication which includes maps, sheets, graphs and data would be the property under copyright of Datanet only. The user may use these for its internal study, analysis and research purposes. It's public display, re-selling or any commercial uses by the user are not allowed.
7. Datanet has taken due care and caution in compilation and processing of data and allied information, but does not guarantee the accuracy, adequacy or completeness of any information/analysis and will be not responsible for any errors or omissions or for the results obtained from the use of such information/analysis.
8. All the contents for the publication have been culled from various authentic sources and Datanet reasonably believes such sources to be reliable, but does not make any representations, express or implied as to the accuracy or fitness of use of such information. The information or contents of the information/analysis do not constitute advice and should not be relied upon in making (or refraining from making) any decision. Any reliance placed upon the information provided by Datanet is the sole responsibility and strictly at the user's risk.
9. In no event will Datanet be liable for any damages (including, without limitation, damages for loss of business projects, or loss of profits) arising in contract, tort or otherwise from the use of or inability to use any of its contents, or from any action taken (or refrained from being taken) as a result of using the analysis or any of its contents. Datanet its directors, owners, editors, officials, employees, distributor and agents or any associate will not be liable for any errors in the information contained or any consequences arising from the use of the contents of the provided information/analysis.
10. If any provision of these terms and conditions is held invalid or illegal or unenforceable for any reason by any court of competent jurisdiction, such provision shall be severed and the remainder of provisions of the terms and conditions shall continue in full force and effect as if the Term of Use had been executed with the invalid, illegal or unenforceable provision eliminated.
11. If there are any discrepancies in the information provided, please bring it to attention of Datanet for suitable rectification measures.

Buy Online This Complete Book At
Indiastat Publication Book Store

www.indiastatpublications.com

or go directly at

[http://www.indiastatpublications.com/
Assembly_factbook/West_Bengal/Burdwan_-_Durgapur/
Bardhaman_Dakshin](http://www.indiastatpublications.com/Assembly_factbook/West_Bengal/Burdwan_-_Durgapur/Bardhaman_Dakshin)

 **indiastat**elections

ISBN : 978-93-5293-580-2

