



West Bengal

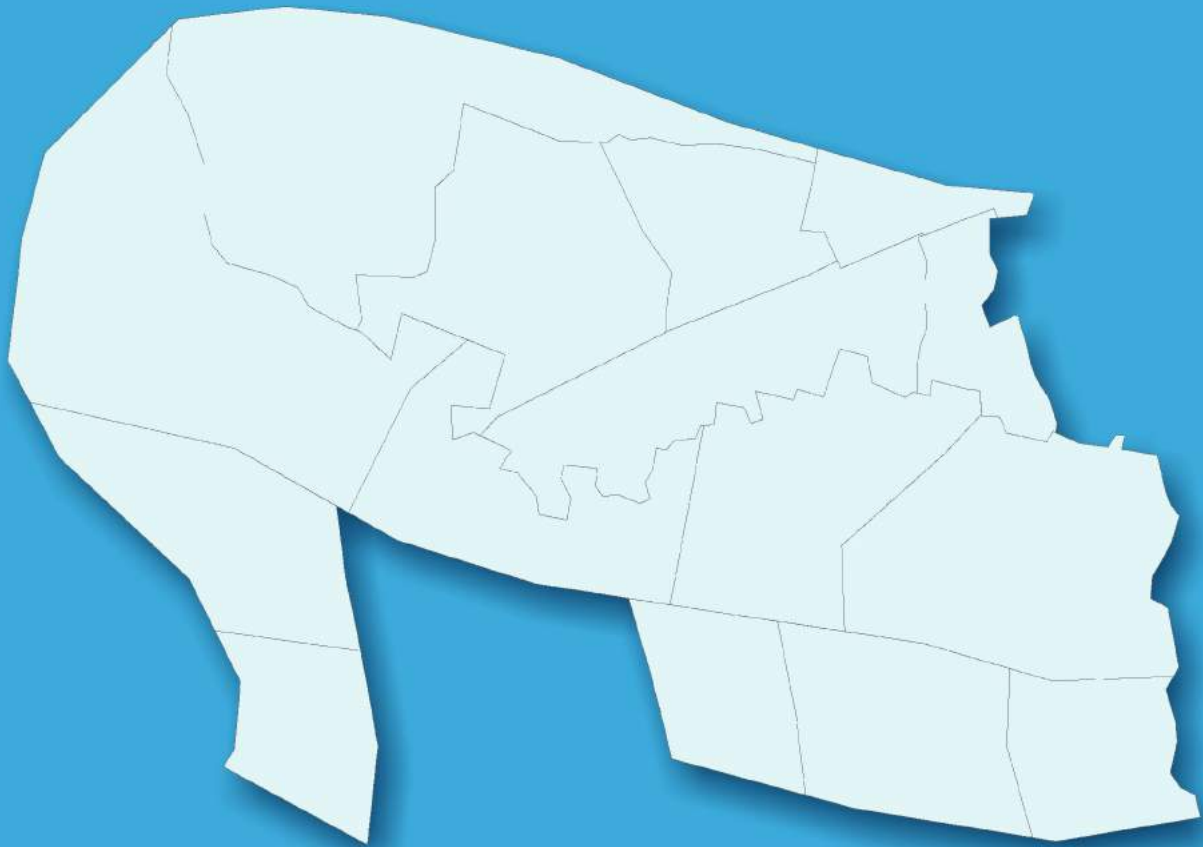
# Assembly Factbook™

Metiaburuz Assembly Constituency



Key Electoral Data of Metiaburuz  
Assembly Constituency (Vidhan Sabha)

West Bengal  
**Assembly Factbook**<sup>TM</sup>  
Metiaburuz Assembly Constituency



Metiaburuz Vidhan Sabha

## **Editor & Director**

Dr. R.K. Thukral

## **Research Editor**

Dr. Shafeeq Rahman

## **Compiled, Researched and Published by Datanet India Pvt. Ltd.**

D-100, 1st Floor,

Okhla Industrial Area, Phase-I,  
New Delhi- 110020.

Ph.: 91-11- 43580781-84

Email : support@indiastatpublications.com

Website : www.indiastatelections.com

## **Online Book Store :**

www.indiastatpublications.com

**Report No. :** AFB/WB-157-0123

**ISBN :** 978-93-5293-743-1

**First Edition :** January, 2018

**Sixth Updated Edition :** January, 2023

**Price :** Rs. 11500/-

US\$ 310

## **© Datanet India Pvt. Ltd.**

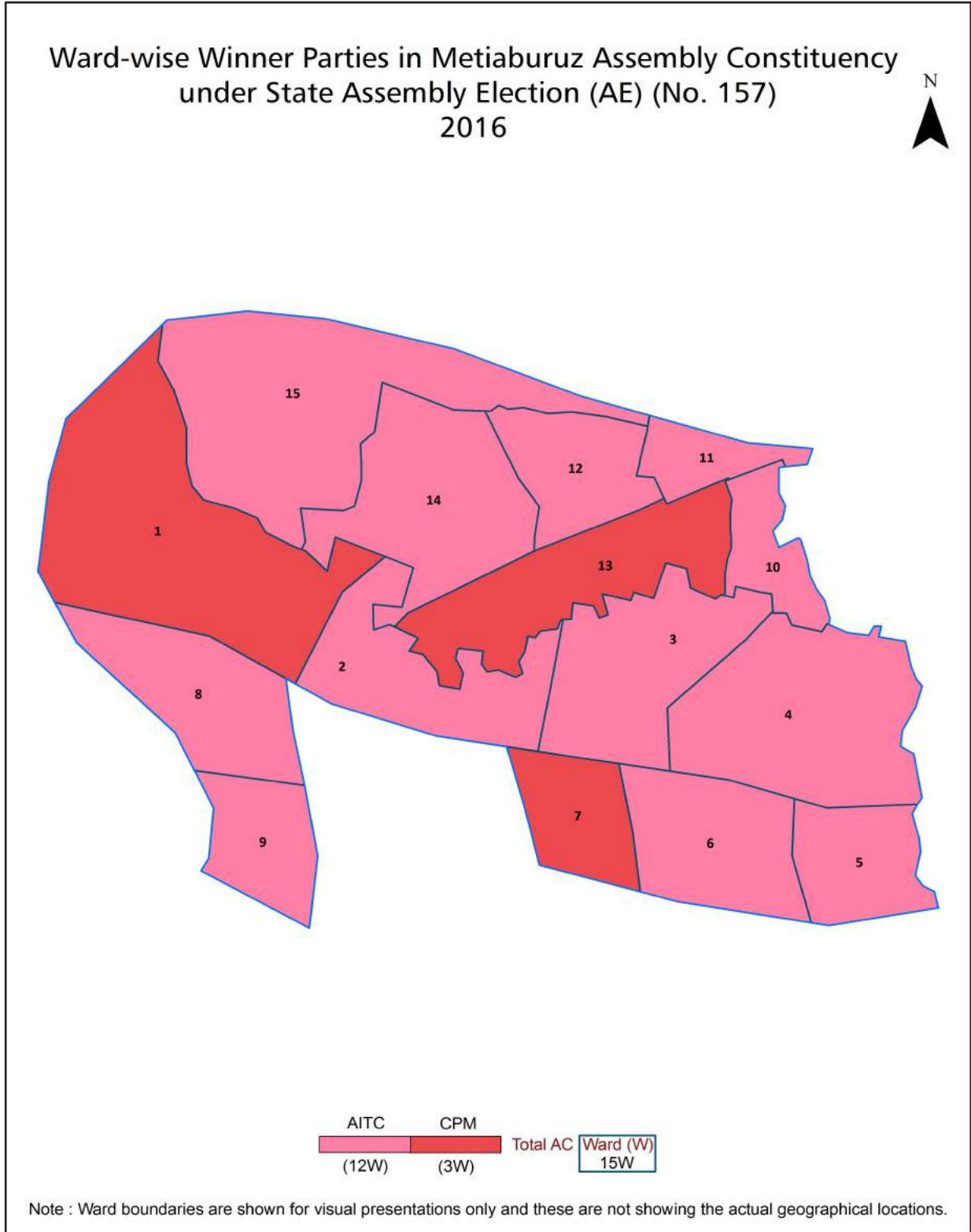
All rights reserved. No part of this book may be reproduced, stored in a retrieval system or transmitted in any form or by any means, mechanical photocopying, photographing, scanning, recording or otherwise without the prior written permission of the publisher. Please refer to Disclaimer at page no. 124 for the use of this publication.

Printed in India

## Contents

No.	Particulars	Page No.
	<b>Introduction</b>	
1	Assembly Constituency - (Vidhan Sabha) at a Glance   Features of Assembly as per Delimitation Commission of India (2008)	1-2
	<b>Location and Political Maps</b>	
2	Location Map   Boundaries of Assembly Constituency - (Vidhan Sabha) in District   Boundaries of Assembly Constituency under Parliamentary Constituency - (Lok Sabha)   Ward-wise Winner Parties- 2021, 2019, 2016, 2014, 2011 and 2009	3-10
	<b>Administrative Setup (2011)</b>	
3	District   Sub-district   Towns   Villages   Inhabited Villages   Uninhabited Villages   Village Panchayat   Intermediate Panchayat	11
	<b>Demographics (2011)</b>	
4	Population   Households   Rural/Urban Population   Ward by Population Size   Sex Ratio (Total & 0-6 Years)   Religious Population   Social Population   Literacy Rate	12-13
	<b>Electoral Features</b>	
5	Important Dates of Last Elections Held   Electors by Gender   Service Electors   Voters   Voters Turnout   Polling Stations & Average Number of Electors per Polling Station   Electors by Age Group   Present Elected Representatives	14-19
	<b>Historical Summary Election Results</b>	
6	Vote Share of Major Parties   Winning Margin (Number & Percentage)   Polarity of Parties   Summary Result of Assembly Segment of Parliamentary Elections 2019, 2014 and 2009   Summary Result of Assembly Elections 2021, 2016 and 2011	20-29
	<b>Polling Station Level Election Results</b>	
7	Name and Number of Polling Station 2021, 2019, 2016, 2014, 2011 and 2009   Polling Station-wise Electors, Voters & Voters Turnout 2021, 2019, 2016, 2014, 2011 and 2009   Polling Station wise Elections Results 2021, 2019, 2016, 2014, 2011 and 2009	30-119
	<b>Share of Assembly Constituency</b>	
8	Share of Assembly Constituency - (Vidhan Sabha) in State, District and Parliamentary Constituency - (Lok Sabha)	120
9	<b>Abbreviation &amp; Sources</b>	122-123
10	<b>Disclaimer</b>	124

Location & Political Map

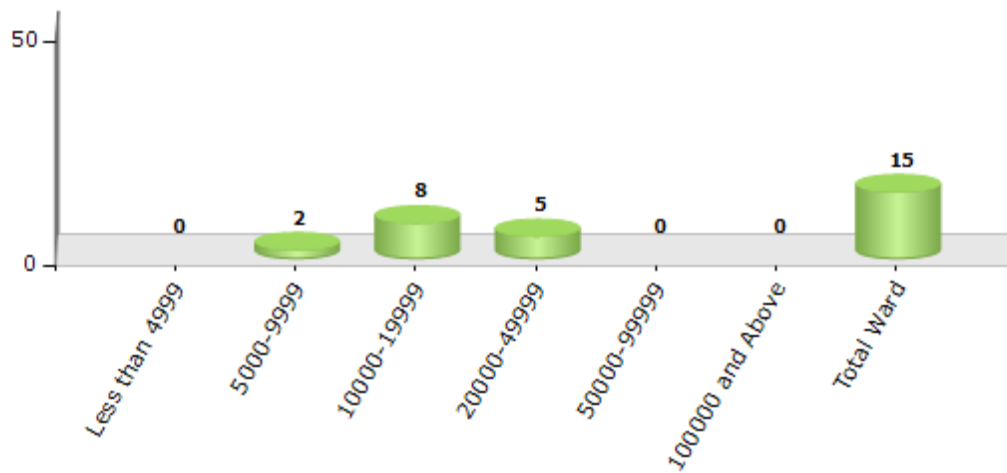


Demographics

Number of Ward by Population Size - 2011

Less than 4999	5000-9999	10000-19999	20000-49999	50000-99999	100000 and Above	Total Ward
0	2	8	5	0	0	15

Number of Ward by Population Size - 2011

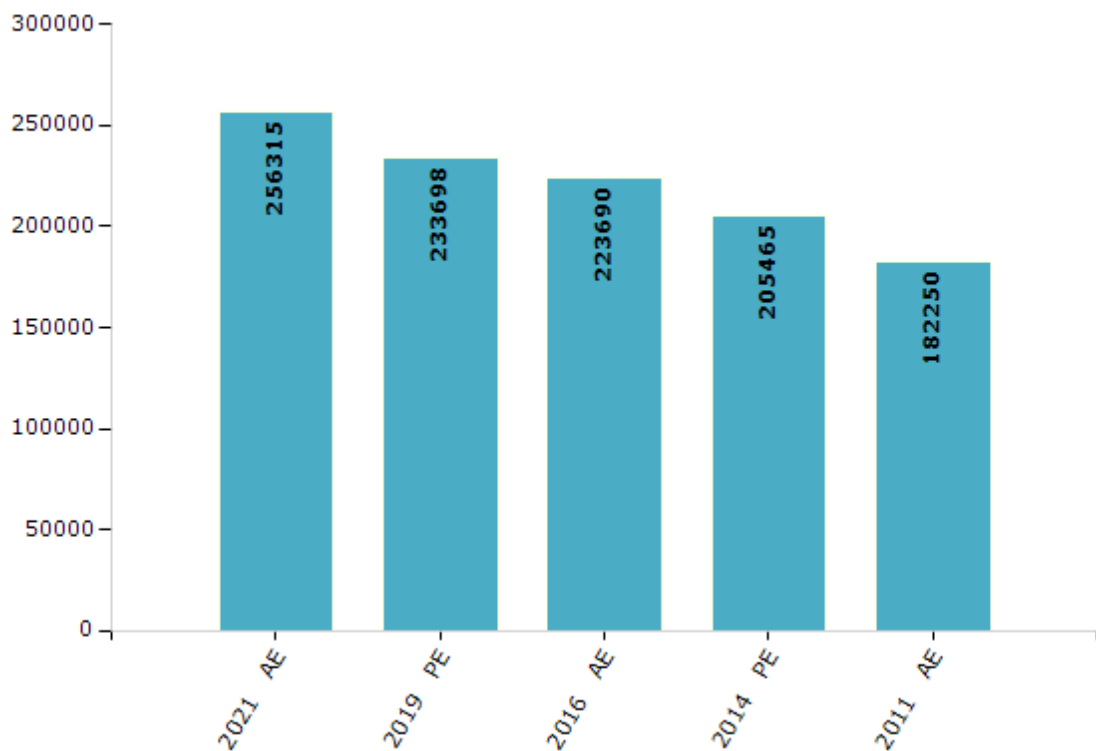


## Electoral Features

### Electors by Male & Female

Year	Male	Female	Others	Total	Year	Male	Female	Others	Total
2021 AE	136201	120111	3	256315	1991 AE	-	-	-	-
2019 PE	127256	106441	1	233698	1987 AE	-	-	-	-
2016 AE	122002	101688	0	223690	1982 AE	-	-	-	-
2014 PE	113817	91648	0	205465	1977 AE	-	-	-	-
2011 AE	102140	80110	0	182250	1972 AE	-	-	-	-
2009 PE	-	-	-	-	1971 AE	-	-	-	-
2006 AE	-	-	-	-	1969 AE	-	-	-	-
2004 PE	-	-	-	-	1967 AE	-	-	-	-
2001 AE	-	-	-	-	1962 AE	-	-	-	-
1999 PE	-	-	-	-	1957 AE	-	-	-	-
1996 AE	-	-	-	-	1952 AE	-	-	-	-

Number of Electors



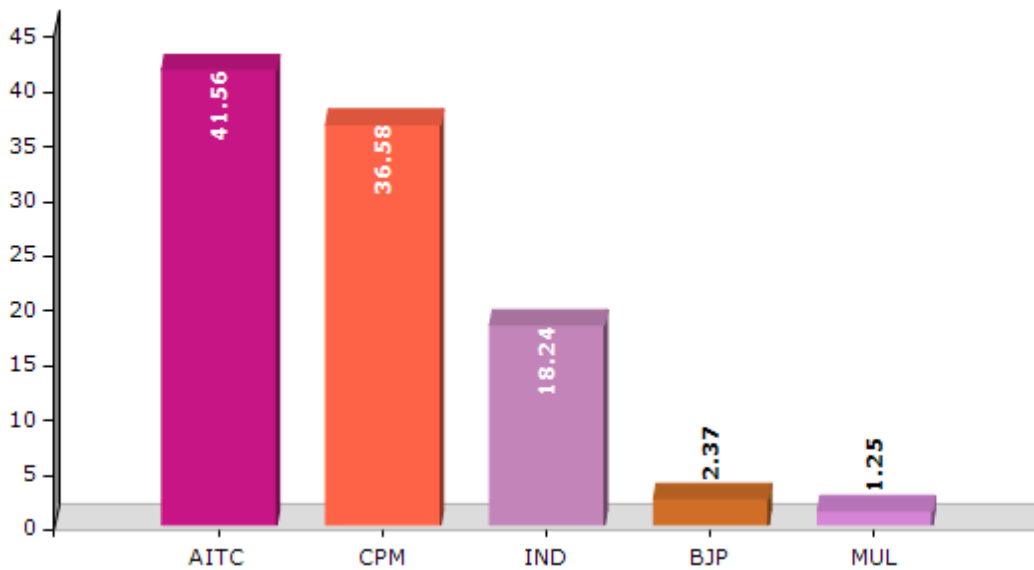
Note : AE : Assembly Election, PE : Assembly Segment of Parliamentary Election

## Historical Summary Election Results

### Summary Result of Assembly Election - 2011

Candidate Name	Party	Votes	Votes %
Mamtaj Begam	AITC	55003	41.56
Badruddoza Molla	CPM	48409	36.58
Hajee Abdul Khaleque Molla	IND	24143	18.24
Md.Sajjad	BJP	3140	2.37
Nisar Ahmed	MUL	1658	1.25

Votes Percentage of Top Parties - 2011





## Polling Station Level Election Results

### Number and Name of Polling Stations (PS) (2016)

Number of Polling Stations	Name of Polling Stations	Number of Polling Stations	Name of Polling Stations
1	Kailash Memorial K.M.C.P School R-1	21	Satghara K.M.C.P. School R-3
2	Kailash Memorial K.M.C.P School R-2	22	Lelin Memorial K.M.C.P.School R-1
3	Ananta Kumar U.P.School R-1	23	Lelin Memorial K.M.C.P.School R-2
4	Ananta Kumar U.P.School R-2	24	Lelin Memorial K.M.C.P.School R-3
5	Moulana Azad Primary School R-1	25	Lelin Memorial K.M.C.P.School R-4
6	Moulana Azad Primary School R-2	26	Satghara Junior High Madrasa R-1
7	Kachari Bari Primary School R-1	27	Satghara Junior High Madrasa R-2
8	Kachari Bari Primary School R-2	28	Sukanta Prathamik Vidyapith R-1
9	Nadial U.P School R-1	29	Sukanta Prathamik Vidyapith R-2
10	Nadial U.P School R-2	30	Badartala High School R-1
11	Badartala K.M.C.P.School R-1	31	Badartala High School R-2
12	Badartala K.M.C.P.School R-2	32	Badartala High School R-3
13	Khanpara U.P.School R-1	33	Badartala High School R-4
14	Khanpara U.P.School R-2	34	Badartala High School R-5
15	Kabi Nazrul K.M.C.P. School R-1	35	Panchpara U.P.School R-1
16	Kabi Nazrul K.M.C.P. School R-2	36	Panchpara U.P.School R-2
17	Kabi Nazrul K.M.C.P. School R-3	37	Dinabandhu Das Vidyapith R-1
17A	Kabi Nazrul K.M.C.P. School R-3	38	Dinabandhu Das Vidyapith R-2
18	Kabi Nazrul K.M.C.P. School R-4	39	Ward Health Unit ( Ward No-140)
19	Satghara K.M.C.P. School R-1	40	Kanthal Beria G.S.F.P. School R-1
20	Satghara K.M.C.P. School R-2	41	Kanthal Beria G.S.F.P. School R-2

Contd....

## Polling Station Level Election Results

### Polling Station-wise Votes Secured by Overall Top Five Parties in Metiaburuz Assembly in Assembly Election (AE) under Diamond Harbour Parliamentary Constituency in West Bengal (2016)

Number of Polling Station	Winner - Abdul Khaleque Molla (AITC)	Runner-up - Monirul Islam (CPM)	3rd - Sanjay Singh (BJP)	4th - Ahammad Ali Molla (IND)	5th - Abdul Rahim (IUML)	NOTA	Other	Total Votes Secured
35	424	292	16	5	7	13	5	762
36	309	344	10	6	2	9	1	681
37	489	407	23	7	16	11	2	955
38	322	493	139	12	8	8	4	986
39	114	187	0	0	0	2	1	304
40	167	648	4	4	3	6	1	833
41	155	653	14	2	2	8	3	837
42	132	215	5	3	1	3	0	359
43	136	265	8	5	5	4	2	425
44	365	412	11	6	5	11	1	811
45	313	250	178	9	3	18	4	775
46	424	148	30	9	7	25	4	647
46A	431	136	40	2	3	16	7	635
47	374	133	23	11	4	21	5	571
47A	346	154	32	3	5	9	5	554
48	284	250	194	9	1	17	9	764
49	419	336	5	6	4	8	0	778
50	282	393	4	5	11	8	4	707
51	318	228	5	3	2	7	2	565
52	253	335	2	2	3	3	1	599
53	262	500	8	1	28	2	1	802
54	332	381	8	0	7	4	3	735
55	365	370	8	6	2	3	0	754
56	379	365	3	3	2	4	4	760
57	472	117	12	1	2	6	1	611
58	532	191	24	1	3	11	5	767
59	458	307	5	5	0	5	3	783
60	392	263	4	3	2	3	1	668
61	403	235	10	2	1	6	2	659
62	531	213	10	4	1	13	3	775
63	488	285	51	7	3	32	7	873
64	466	188	58	7	4	23	5	751
65	498	210	23	4	7	23	5	770
66	390	325	18	3	4	11	3	754
67	512	216	10	8	3	14	5	768

Contd....

## Polling Station Level Election Results

### Winner, Runner-up and 3rd Party Position & Winning Margin According to Polling Stations in Metiaburuz Assembly in Assembly Election (AE) under Diamond Harbour Parliamentary Constituency in West Bengal (2016)

Polling Station Number	Winner Party	Winner Votes (%)	Runner-up Party	Runner-up Votes (%)	Winning Margin Votes (%)	Third Party	Third Party Votes (%)	Other Votes (%)
72	AITC	523 (64.09)	CPM	212 (25.98)	311 (38.11)	BJP	39 (4.78)	42 (5.15)
73	AITC	358 (63.03)	CPM	144 (25.35)	214 (37.68)	BJP	52 (9.15)	14 (2.46)
74	AITC	369 (51.04)	CPM	165 (22.82)	204 (28.22)	BJP	161 (22.27)	28 (3.87)
75	AITC	441 (56.32)	CPM	288 (36.78)	153 (19.54)	BJP	32 (4.09)	22 (2.81)
76	AITC	499 (65.83)	CPM	154 (20.32)	345 (45.51)	BJP	69 (9.1)	36 (4.75)
77	AITC	596 (75.25)	CPM	161 (20.33)	435 (54.92)	BJP	17 (2.15)	18 (2.27)
78	AITC	502 (66.93)	CPM	200 (26.67)	302 (40.26)	BJP	22 (2.93)	26 (3.47)
79	AITC	440 (67.59)	CPM	151 (23.2)	289 (44.39)	BJP	34 (5.22)	26 (3.99)
80	AITC	461 (54.75)	CPM	181 (21.5)	280 (33.25)	BJP	172 (20.43)	28 (3.33)
81	AITC	538 (66.17)	CPM	232 (28.54)	306 (37.63)	BJP	12 (1.48)	31 (3.81)
82	AITC	540 (74.48)	CPM	145 (20)	395 (54.48)	BJP	6 (0.83)	34 (4.69)
83	CPM	402 (54.32)	AITC	312 (42.16)	90 (12.16)	BJP	9 (1.22)	17 (2.3)
84	AITC	268 (51.54)	CPM	230 (44.23)	38 (7.31)	IUML	5 (0.96)	17 (3.27)
85	AITC	364 (49.73)	CPM	324 (44.26)	40 (5.47)	BJP	24 (3.28)	20 (2.73)
86	CPM	240 (53.81)	AITC	175 (39.24)	65 (14.57)	BJP	16 (3.59)	15 (3.36)
87	CPM	223 (54.79)	AITC	162 (39.8)	61 (14.99)	IND (AAM)	8 (1.97)	14 (3.44)
88	AITC	350 (70)	CPM	127 (25.4)	223 (44.6)	BJP	6 (1.2)	17 (3.4)
89	AITC	261 (59.32)	CPM	136 (30.91)	125 (28.41)	BJP	22 (5)	21 (4.77)
90	AITC	286 (57.78)	CPM	180 (36.36)	106 (21.42)	BJP	13 (2.63)	16 (3.23)
91	AITC	250 (55.07)	CPM	174 (38.33)	76 (16.74)	BJP	9 (1.98)	21 (4.63)
92	AITC	390 (51.72)	CPM	318 (42.18)	72 (9.54)	BJP	16 (2.12)	30 (3.98)
93	AITC	370 (65.03)	CPM	167 (29.35)	203 (35.68)	BJP	20 (3.51)	12 (2.11)
94	AITC	402 (61.56)	CPM	215 (32.92)	187 (28.64)	BJP	13 (1.99)	23 (3.52)
95	AITC	487 (77.3)	CPM	98 (15.56)	389 (61.74)	BJP	25 (3.97)	20 (3.17)
96	AITC	302 (50.67)	CPM	261 (43.79)	41 (6.88)	BJP	14 (2.35)	19 (3.19)
97	AITC	376 (47.18)	CPM	251 (31.49)	125 (15.69)	BJP	137 (17.19)	33 (4.14)
98	AITC	380 (53.75)	CPM	179 (25.32)	201 (28.43)	BJP	116 (16.41)	32 (4.53)
99	AITC	432 (54.75)	CPM	184 (23.32)	248 (31.43)	BJP	138 (17.49)	35 (4.44)
100	AITC	375 (50.47)	CPM	201 (27.05)	174 (23.42)	BJP	137 (18.44)	30 (4.04)
101	AITC	402 (56.94)	CPM	209 (29.6)	193 (27.34)	BJP	78 (11.05)	17 (2.41)
102	AITC	350 (53.03)	CPM	198 (30)	152 (23.03)	BJP	94 (14.24)	18 (2.73)
103	AITC	313 (50.65)	CPM	212 (34.3)	101 (16.35)	BJP	78 (12.62)	15 (2.43)
104	AITC	330 (45.58)	CPM	304 (41.99)	26 (3.59)	BJP	73 (10.08)	17 (2.35)
105	AITC	400 (48.02)	CPM	316 (37.94)	84 (10.08)	BJP	92 (11.04)	25 (3)
106	AITC	310 (52.36)	CPM	170 (28.72)	140 (23.64)	BJP	95 (16.05)	17 (2.87)
107	AITC	380 (48.53)	CPM	276 (35.25)	104 (13.28)	BJP	102 (13.03)	25 (3.19)
108	AITC	339 (56.13)	CPM	231 (38.25)	108 (17.88)	BJP	8 (1.32)	26 (4.3)

Contd....

## DISCLAIMER

The Terms of Use and Disclaimer of Datanet India Private Limited (hereinafter referred to as "Datanet") for use of this analysis report of **Metiaboruz Assembly Constituency (Metiaboruz Vidhan Sabha)** :-

1. **Assembly Factbook™** is a Registered Trade Mark owned by Datanet.
2. All the maps are sketched and graphical representation only and have not been drawn to the scale and also not to represent the actual geographical area or boundary of the unit.
3. The data for the aforesaid analysis is based on authentic sources and has been culled from the various publications of Census, CSO and NSSO for district and block level data, various central and state government departments, Central & State Elections Commissions and the concerned Returning Officers' releases, Electoral Rolls, Election results and allied publications, internal assessment, surveys, estimates and analysis. Therefore, certain adjustment of data at micro level may have been done to arrive closer to the macro data.
4. Data have been provided on an "As Is" and "As AVAILABLE" basis
5. The colours shown in the maps or diagram and charts of a particular party, alliance or AC are indicative and do not represent them.
6. This publication which includes maps, sheets, graphs and data would be the property under copyright of Datanet only. The user may use these for its internal study, analysis and research purposes. It's public display, re-selling or any commercial uses by the user are not allowed.
7. Datanet has taken due care and caution in compilation and processing of data and allied information, but does not guarantee the accuracy, adequacy or completeness of any information/analysis and will be not responsible for any errors or omissions or for the results obtained from the use of such information/analysis.
8. All the contents for the publication have been culled from various authentic sources and Datanet reasonably believes such sources to be reliable, but does not make any representations, express or implied as to the accuracy or fitness of use of such information. The information or contents of the information/analysis do not constitute advice and should not be relied upon in making (or refraining from making) any decision. Any reliance placed upon the information provided by Datanet is the sole responsibility and strictly at the user's risk.
9. In no event will Datanet be liable for any damages (including, without limitation, damages for loss of business projects, or loss of profits) arising in contract, tort or otherwise from the use of or inability to use any of its contents, or from any action taken (or refrained from being taken) as a result of using the analysis or any of its contents. Datanet its directors, owners, editors, officials, employees, distributor and agents or any associate will not be liable for any errors in the information contained or any consequences arising from the use of the contents of the provided information/analysis.
10. If any provision of these terms and conditions is held invalid or illegal or unenforceable for any reason by any court of competent jurisdiction, such provision shall be severed and the remainder of provisions of the terms and conditions shall continue in full force and effect as if the Term of Use had been executed with the invalid, illegal or unenforceable provision eliminated.
11. If there are any discrepancies in the information provided, please bring it to attention of Datanet for suitable rectification measures.

**Buy Online This Complete Book At  
Datanet India eBooks Store**

[www.indiastatpublications.com](http://www.indiastatpublications.com)

or go directly at

[http://www.indiastatpublications.com/  
Assembly\\_factbook/West\\_Bengal/Diamond\\_Harbour/  
Metiaburuz](http://www.indiastatpublications.com/Assembly_factbook/West_Bengal/Diamond_Harbour/Metiaburuz)

 **india**stat**elections**

ISBN : 978-93-5293-743-1



9 789352 937431