



West Bengal

# Assembly Factbook™

Dum Dum Uttar Assembly Constituency



Key Electoral Data of Dum Dum Uttar  
Assembly Constituency (Vidhan Sabha)

West Bengal

# Assembly Factbook™

Dum Dum Uttar Assembly Constituency



Dum Dum Uttar Vidhan Sabha

## **Editor & Director**

Dr. R.K. Thukral

## **Research Editor**

Dr. Shafeeq Rahman

## **Compiled, Researched and Published by Datanet India Pvt. Ltd.**

D-100, 1st Floor,

Okhla Industrial Area, Phase-I,  
New Delhi- 110020.

Ph.: 91-11- 43580781-84

Email : support@indiastatpublications.com

Website : www.indiastatelections.com

## **Online Book Store :**

www.indiastatpublications.com

**Report No. :** AFB/WB-110-0125

**ISBN :** 978-93-5293-638-0

**First Edition :** January, 2018

**Eighth Updated Edition :** January, 2025

**Price :** Rs. 11500/-

US\$ 310

**© Datanet India Pvt. Ltd.**

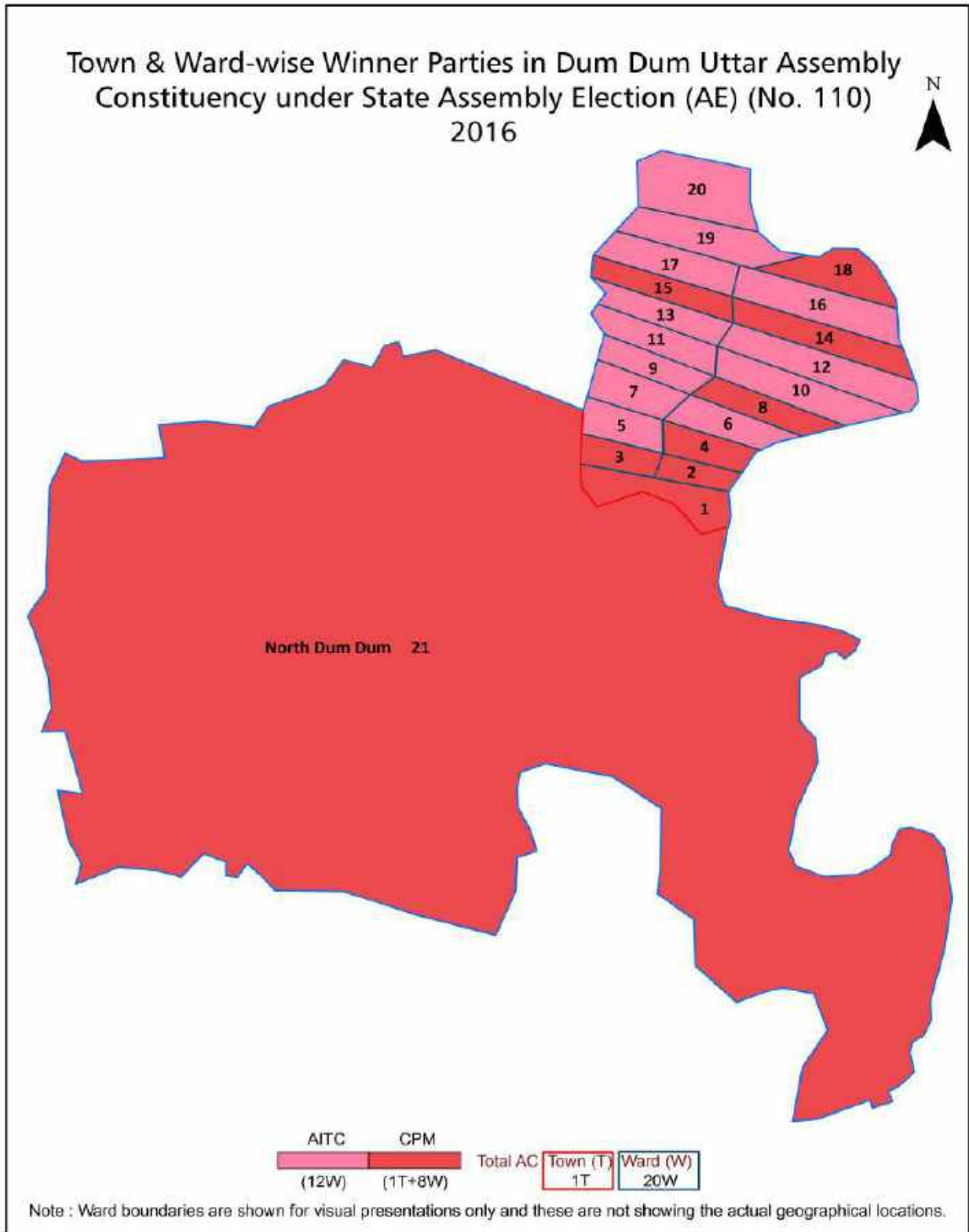
All rights reserved. No part of this book may be reproduced, stored in a retrieval system or transmitted in any form or by any means, mechanical photocopying, photographing, scanning, recording or otherwise without the prior written permission of the publisher. Please refer to Disclaimer at page no. 141 for the use of this publication.

Printed in India

## Contents

No.	Particulars	Page No.
	<b>Introduction</b>	
1	Assembly Constituency - (Vidhan Sabha) at a Glance   Features of Assembly as per Delimitation Commission of India (2008)	1-2
	<b>Location and Political Maps</b>	
2	Location Map   Boundaries of Assembly Constituency - (Vidhan Sabha) in District   Boundaries of Assembly Constituency under Parliamentary Constituency - (Lok Sabha)   Town & Ward-wise Winner Parties- 2024, 2021, 2019, 2016, 2014, 2011 and 2009	3-10
	<b>Administrative Setup (2011)</b>	
3	District   Sub-district   Towns   Villages   Inhabited Villages   Uninhabited Villages   Village Panchayat   Intermediate Panchayat	11-12
	<b>Demographics (2011)</b>	
4	Population   Households   Rural/Urban Population   Towns and Ward by Population Size   Sex Ratio (Total & 0-6 Years)   Religious Population   Social Population   Literacy Rate	13-14
	<b>Electoral Features</b>	
5	Important Dates of Last Elections Held   Electors by Gender   Service Electors   Voters   Voters Turnout   Polling Stations & Average Number of Electors per Polling Station   Electors by Age Group   Present Elected Representatives	15-20
	<b>Historical Summary Election Results</b>	
6	Vote Share of Major Parties   Winning Margin (Number & Percentage)   Polarity of Parties   Summary Result of Assembly Segment of Parliamentary Elections 2024, 2019, 2014 and 2009   Summary Result of Assembly Elections 2021, 2016 and 2011	21-30
	<b>Polling Station Level Election Results</b>	
7	Name and Number of Polling Station 2024, 2021, 2019, 2016, 2014, 2011 and 2009   Polling Station-wise Electors, Voters & Voters Turnout 2024, 2021, 2019, 2016, 2014, 2011 and 2009   Polling Station wise Elections Results 2024, 2021, 2019, 2016, 2014, 2011 and 2009	31-136
	<b>Share of Assembly Constituency</b>	
8	Share of Assembly Constituency - (Vidhan Sabha) in State, District and Parliamentary Constituency - (Lok Sabha)	137
9	<b>Abbreviation &amp; Sources</b>	139-140
10	<b>Disclaimer</b>	141

Location & Political Map

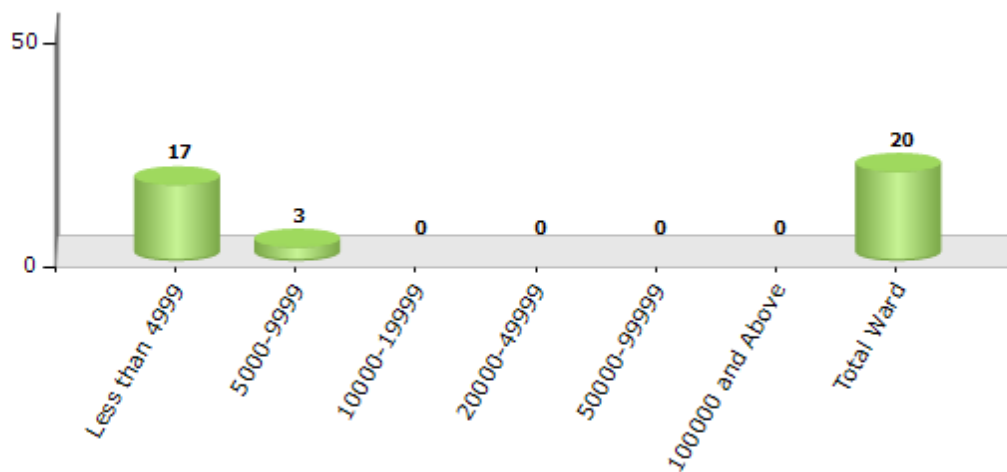


## Demographics

### Number of Ward by Population Size - 2011

Less than 4999	5000-9999	10000-19999	20000-49999	50000-99999	100000 and Above	Total Ward
17	3	0	0	0	0	20

Number of Ward by Population Size - 2011

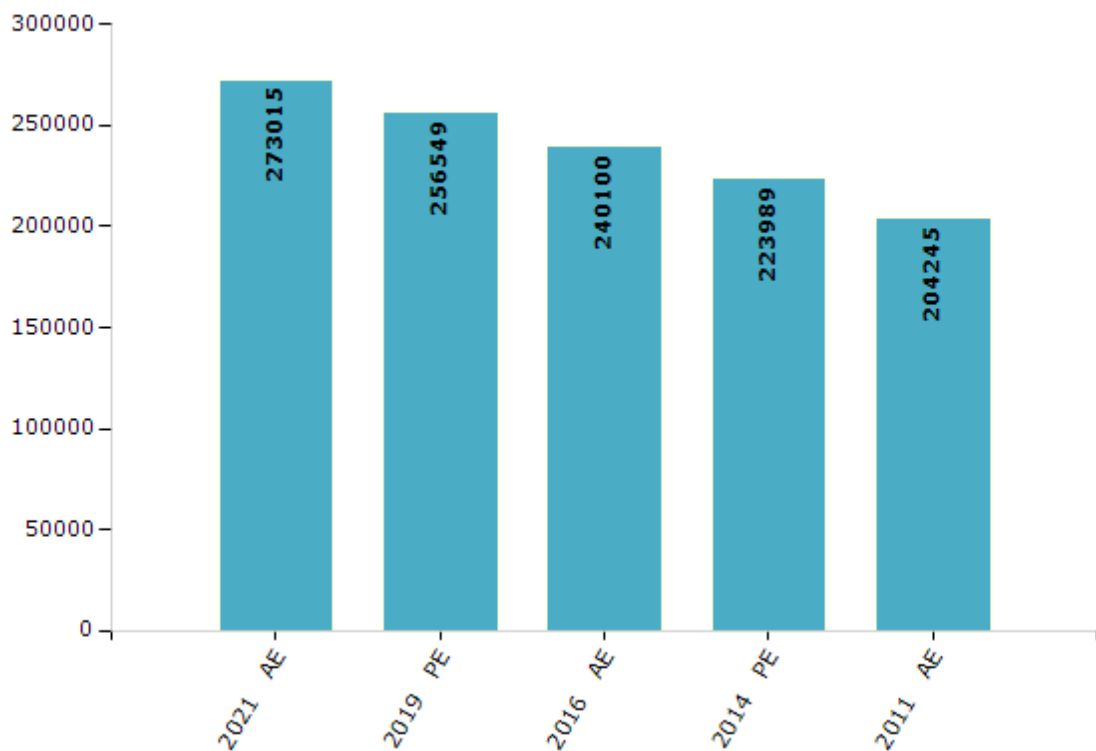


## Electoral Features

### Electors by Male & Female

Year	Male	Female	Others	Total	Year	Male	Female	Others	Total
2021 AE	134799	138211	5	273015	1991 AE	-	-	-	-
2019 PE	127764	128779	6	256549	1987 AE	-	-	-	-
2016 AE	120415	119683	2	240100	1982 AE	-	-	-	-
2014 PE	113942	110046	1	223989	1977 AE	-	-	-	-
2011 AE	105239	99006	0	204245	1972 AE	-	-	-	-
2009 PE	-	-	-	-	1971 AE	-	-	-	-
2006 AE	-	-	-	-	1969 AE	-	-	-	-
2004 PE	-	-	-	-	1967 AE	-	-	-	-
2001 AE	-	-	-	-	1962 AE	-	-	-	-
1999 PE	-	-	-	-	1957 AE	-	-	-	-
1996 AE	-	-	-	-	1952 AE	-	-	-	-

Number of Electors



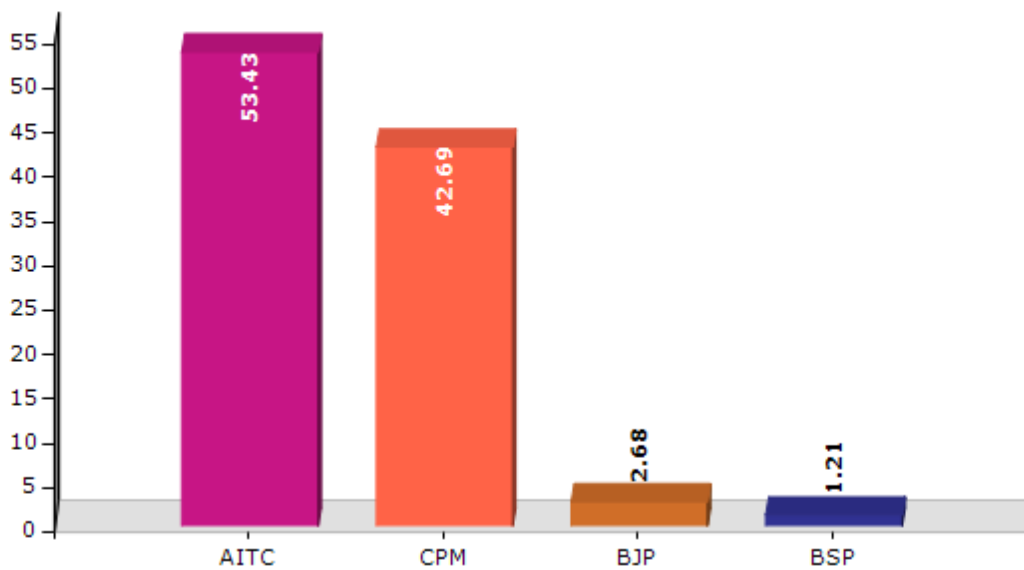
Note : AE : Assembly Election, PE : Assembly Segment of Parliamentary Election

## Historical Summary Election Results

### Summary Result of Assembly Election - 2011

Candidate Name	Party	Votes	Votes %
Chandrima Bhattacharya	AITC	94676	53.43
Rekha Goswami	CPM	75650	42.69
Chandan Roy	BJP	4741	2.68
Naresh Chandra Barui	BSP	2144	1.21

Votes Percentage of Top Parties - 2011





**Polling Station Level Election Results**

**Number and Name of Polling Stations (PS) (2016)**

<b>Number of Polling Stations</b>	<b>Name of Polling Stations</b>	<b>Number of Polling Stations</b>	<b>Name of Polling Stations</b>
1	Pallymongal Prathamik Vidyalaya, Room No. 1	22	G C M College Of Education , Room No. 1
2	Pallymongal Prathamik Vidyalaya, Room No. 2	23	Shakti Sangha , Room No. 1
3	Masunda (Naba Barrackpore) Uccha Balakvidyalaya, Room No. 1	24	Shakti Sangha, Room No. 2
4	Masunda (Naba Barrackpore) Uccha Balakvidyalaya , Room No. 2	25	Aaloktirtha Nursari K G School, Room No. 2
5	Masunda (Naba Barrackpore) Uccha Balakvidyalaya, Room No. 3	26	New Barrackpore Colony Girls High School, Roomno. 4
6	Masunda (Naba Barrackpore) Uccha Balakvidyalaya , Room No. 4	27	Jagrity Sangha, Room No. 1
7	Naba Barrackpore Colony Boys High School ,Room No. 1	28	Debasish Prathamik Vidyalaya , Room No. 1
8	Masunda F P School, Room No. 1	29	Debasish Prathamik Vidyalaya, Room No. 2
9	New Barrackpore I.P.P Viii Centre, Room No. 1	30	Acharya Jagadish Bose A. Prathamik Vidyalaya ,Room No. 1
10	Masunda F P School, Room No. 2	31	Acharya Jagadish Bose A. Prathamik Vidyalaya,Room No. 2
11	Kishalay Primary School, Room No. 1	32	Acharya Jagadish Bose A. Prathamik Vidyalaya ,Room No. 3
12	Kishalay Primary School, Room No. 2	33	Tapati Balika Vidyabithi , Room No. 1
13	Naba Barrackpore Colony Boys High School,Room No. 2	34	Tapati Balika Vidyabithi , Room No. 2
14	Manteshwari Path Bhaban, Room No. 1	35	Tapati Balika Vidyabithi , Room No. 3
15	Naba Barrackpore Colony Boys High School,Room No. 3	36	Tapati Balika Vidyabithi , Room No. 4
16	Aaloktirtha Nursari K G School, Room No. 1	37	Jagrity Sangha , Room No. 2
17	New Barrackpore Colony Girls High School, Roomno. 1	38	Satin Sen Nagar High School , Room No. 1
18	New Barrackpore Colony Girls High School, Roomno. 2	39	Satin Sen Nagar High School , Room No. 2
19	New Barrackpore Colony Girls High School, Roomno. 3	40	Satin Sen Nagar High School , Room No. 3
20	Sahara Boys High School, Room No. 1	41	Satin Sen Nagar High School , Room No. 4
21	Sahara Boys High School , Room No. 2	42	Satin Sen Nagar High School , Room No. 5

Contd....

## Polling Station Level Election Results

### Polling Station-wise Votes Secured by Overall Top Five Parties in Dum Dum Uttar Assembly in Assembly Election (AE) under Dum Dum Parliamentary Constituency in West Bengal (2016)

Number of Polling Station	Winner - Tanmoy Bhattacharya (CPM)	Runner-up - Chandrima Bhattacharya (AITC)	3rd - Dr. Tapan Chandra Das (BJP)	4th - Sova Howlader (BSP)	5th - ( )	NOTA	Other	Total Votes Secured
36	286	359	77	21		18		761
37	336	417	60	4		29		846
38	239	320	39	3		5		606
39	268	318	54	7		16		663
40	384	381	75	10		20		870
41	185	198	28	4		17		432
42	300	401	52	10		13		776
43	200	332	35	0		12		579
44	193	261	14	9		9		486
45	192	223	26	0		6		447
46	273	310	20	1		12		616
47	164	145	18	2		6		335
48	289	400	57	5		20		771
49	169	271	21	2		2		465
50	412	421	73	8		12		926
51	177	217	43	12		11		460
52	273	240	71	9		12		605
53	260	336	35	8		12		651
54	209	257	23	5		3		497
55	436	442	53	9		12		952
56	349	390	46	13		3		801
57	226	288	38	7		10		569
58	416	484	107	27		14		1048
59	275	322	84	20		13		714
60	184	176	58	13		6		437
61	419	375	84	15		11		904
62	308	235	48	5		13		609
63	273	227	48	4		8		560
64	244	280	63	11		5		603
65	372	287	47	7		15		728
66	487	442	25	6		18		978
67	441	501	46	13		21		1022
68	299	469	28	12		9		817
69	366	387	13	9		8		783
70	326	563	47	7		23		966

Contd....

## Polling Station Level Election Results

**Winner, Runner-up and 3rd Party Position & Winning Margin According to Polling Stations in Dum Dum Uttar Assembly in Assembly Election (AE) under Dum Dum Parliamentary Constituency in West Bengal (2016)**

Polling Station Number	Winner Party	Winner Votes (%)	Runner-up Party	Runner-up Votes (%)	Winning Margin Votes (%)	Third Party	Third Party Votes (%)	Other Votes (%)
75	AITC	429 (45.35)	CPM	370 (39.11)	59 (6.24)	BJP	117 (12.37)	30 (3.17)
76	AITC	335 (45.95)	CPM	303 (41.56)	32 (4.39)	BJP	78 (10.7)	13 (1.78)
77	CPM	276 (44.52)	AITC	255 (41.13)	21 (3.39)	BJP	74 (11.94)	15 (2.42)
78	AITC	252 (46.58)	CPM	200 (36.97)	52 (9.61)	BJP	69 (12.75)	20 (3.7)
79	AITC	482 (46.3)	CPM	425 (40.83)	57 (5.47)	BJP	104 (9.99)	30 (2.88)
80	AITC	414 (52.21)	CPM	277 (34.93)	137 (17.28)	BJP	83 (10.47)	19 (2.4)
81	AITC	524 (46.7)	CPM	491 (43.76)	33 (2.94)	BJP	72 (6.42)	35 (3.12)
82	CPM	346 (47.14)	AITC	340 (46.32)	6 (0.82)	BJP	33 (4.5)	15 (2.04)
83	AITC	328 (48.74)	CPM	291 (43.24)	37 (5.5)	BJP	37 (5.5)	17 (2.53)
84	AITC	324 (50.15)	CPM	245 (37.93)	79 (12.22)	BJP	59 (9.13)	18 (2.79)
85	CPM	406 (48.45)	AITC	392 (46.78)	14 (1.67)	BJP	23 (2.74)	17 (2.03)
86	CPM	279 (40.26)	AITC	243 (35.06)	36 (5.2)	BJP	144 (20.78)	27 (3.9)
87	AITC	248 (46.36)	CPM	237 (44.3)	11 (2.06)	BJP	37 (6.92)	13 (2.43)
88	CPM	358 (47.04)	AITC	310 (40.74)	48 (6.3)	BJP	70 (9.2)	23 (3.02)
89	CPM	338 (47.08)	AITC	279 (38.86)	59 (8.22)	BJP	73 (10.17)	28 (3.9)
90	CPM	337 (51.14)	AITC	260 (39.45)	77 (11.69)	BJP	49 (7.44)	13 (1.97)
91	AITC	338 (45.25)	CPM	321 (42.97)	17 (2.28)	BJP	58 (7.76)	30 (4.02)
92	CPM	320 (47.27)	AITC	275 (40.62)	45 (6.65)	BJP	63 (9.31)	19 (2.81)
93	AITC	265 (45.45)	CPM	259 (44.43)	6 (1.02)	BJP	46 (7.89)	13 (2.23)
94	CPM	303 (48.25)	AITC	258 (41.08)	45 (7.17)	BJP	50 (7.96)	17 (2.71)
95	AITC	294 (47.57)	CPM	261 (42.23)	33 (5.34)	BJP	43 (6.96)	20 (3.24)
96	AITC	383 (49.42)	CPM	295 (38.06)	88 (11.36)	BJP	80 (10.32)	17 (2.19)
97	AITC	320 (53.6)	CPM	205 (34.34)	115 (19.26)	BJP	62 (10.39)	10 (1.68)
98	AITC	289 (50.97)	CPM	216 (38.1)	73 (12.87)	BJP	51 (8.99)	11 (1.94)
99	CPM	550 (50.64)	AITC	430 (39.59)	120 (11.05)	BJP	95 (8.75)	11 (1.01)
100	AITC	446 (48.27)	CPM	384 (41.56)	62 (6.71)	BJP	76 (8.23)	18 (1.95)
101	CPM	389 (55.26)	AITC	245 (34.8)	144 (20.46)	BJP	53 (7.53)	17 (2.41)
102	AITC	253 (47.47)	CPM	213 (39.96)	40 (7.51)	BJP	50 (9.38)	17 (3.19)
103	CPM	470 (57.32)	AITC	290 (35.37)	180 (21.95)	BJP	49 (5.98)	11 (1.34)
104	CPM	468 (52.23)	AITC	355 (39.62)	113 (12.61)	BJP	48 (5.36)	25 (2.79)
105	CPM	420 (45.6)	AITC	417 (45.28)	3 (0.32)	BJP	70 (7.6)	14 (1.52)
106	CPM	552 (51.59)	AITC	435 (40.65)	117 (10.94)	BJP	63 (5.89)	20 (1.87)
107	CPM	652 (49.54)	AITC	536 (40.73)	116 (8.81)	BJP	87 (6.61)	41 (3.12)
108	AITC	445 (46.84)	CPM	392 (41.26)	53 (5.58)	BJP	86 (9.05)	27 (2.84)
109	AITC	307 (51.95)	CPM	221 (37.39)	86 (14.56)	BJP	47 (7.95)	16 (2.71)
110	CPM	382 (45.42)	AITC	368 (43.76)	14 (1.66)	BJP	66 (7.85)	25 (2.97)
111	CPM	313 (46.65)	AITC	298 (44.41)	15 (2.24)	BJP	43 (6.41)	17 (2.53)

Contd....

## DISCLAIMER

The Terms of Use and Disclaimer of Datanet India Private Limited (hereinafter referred to as "Datanet") for use of this analysis report of **Dum Dum Uttar Assembly Constituency (Dum Dum Uttar Vidhan Sabha)** :-

1. **Assembly Factbook™** is a Registered Trade Mark owned by Datanet.
2. All the maps are sketched and graphical representation only and have not been drawn to the scale and also not to represent the actual geographical area or boundary of the unit.
3. The data for the aforesaid analysis is based on authentic sources and has been culled from the various publications of Census, CSO and NSSO for district and block level data, various central and state government departments, Central & State Elections Commissions and the concerned Returning Officers' releases, Electoral Rolls, Election results and allied publications, internal assessment, surveys, estimates and analysis. Therefore, certain adjustment of data at micro level may have been done to arrive closer to the macro data.
4. Data have been provided on an "As Is" and "As AVAILABLE" basis
5. The colours shown in the maps or diagram and charts of a particular party, alliance or AC are indicative and do not represent them.
6. This publication which includes maps, sheets, graphs and data would be the property under copyright of Datanet only. The user may use these for its internal study, analysis and research purposes. It's public display, re-selling or any commercial uses by the user are not allowed.
7. Datanet has taken due care and caution in compilation and processing of data and allied information, but does not guarantee the accuracy, adequacy or completeness of any information/analysis and will be not responsible for any errors or omissions or for the results obtained from the use of such information/analysis.
8. All the contents for the publication have been culled from various authentic sources and Datanet reasonably believes such sources to be reliable, but does not make any representations, express or implied as to the accuracy or fitness of use of such information. The information or contents of the information/analysis do not constitute advice and should not be relied upon in making (or refraining from making) any decision. Any reliance placed upon the information provided by Datanet is the sole responsibility and strictly at the user's risk.
9. In no event will Datanet be liable for any damages (including, without limitation, damages for loss of business projects, or loss of profits) arising in contract, tort or otherwise from the use of or inability to use any of its contents, or from any action taken (or refrained from being taken) as a result of using the analysis or any of its contents. Datanet its directors, owners, editors, officials, employees, distributor and agents or any associate will not be liable for any errors in the information contained or any consequences arising from the use of the contents of the provided information/analysis.
10. If any provision of these terms and conditions is held invalid or illegal or unenforceable for any reason by any court of competent jurisdiction, such provision shall be severed and the remainder of provisions of the terms and conditions shall continue in full force and effect as if the Term of Use had been executed with the invalid, illegal or unenforceable provision eliminated.
11. If there are any discrepancies in the information provided, please bring it to attention of Datanet for suitable rectification measures.

**Buy Online This Complete Book At**  
**Datanet India eBooks Store**

[www.indiastatpublications.com](http://www.indiastatpublications.com)

or go directly at

[http://www.indiastatpublications.com/  
Assembly\\_factbook/West\\_Bengal/Dum\\_Dum/  
Dum\\_Dum\\_Uttar](http://www.indiastatpublications.com/Assembly_factbook/West_Bengal/Dum_Dum/Dum_Dum_Uttar)

 **india**stat**elections**

