



West Bengal

Assembly Factbook™

Kamarhati Assembly Constituency



Key Electoral Data of Kamarhati
Assembly Constituency (Vidhan Sabha)

West Bengal

Assembly Factbook™

Kamarhati Assembly Constituency



Kamarhati Vidhan Sabha

Editor & Director

Dr. R.K. Thukral

Research Editor

Dr. Shafeeq Rahman

Compiled, Researched and Published by Datanet India Pvt. Ltd.

D-100, 1st Floor,

Okhla Industrial Area, Phase-I,
New Delhi- 110020.

Ph.: 91-11- 43580781-84

Email : support@indiastatpublications.com

Website : www.indiastatelections.com

Online Book Store :

www.indiastatpublications.com

Report No. : AFB/WB-112-0125

ISBN : 978-93-5293-693-9

First Edition : January, 2018

Eighth Updated Edition : January, 2025

Price : Rs. 11500/-

US\$ 310

© Datanet India Pvt. Ltd.

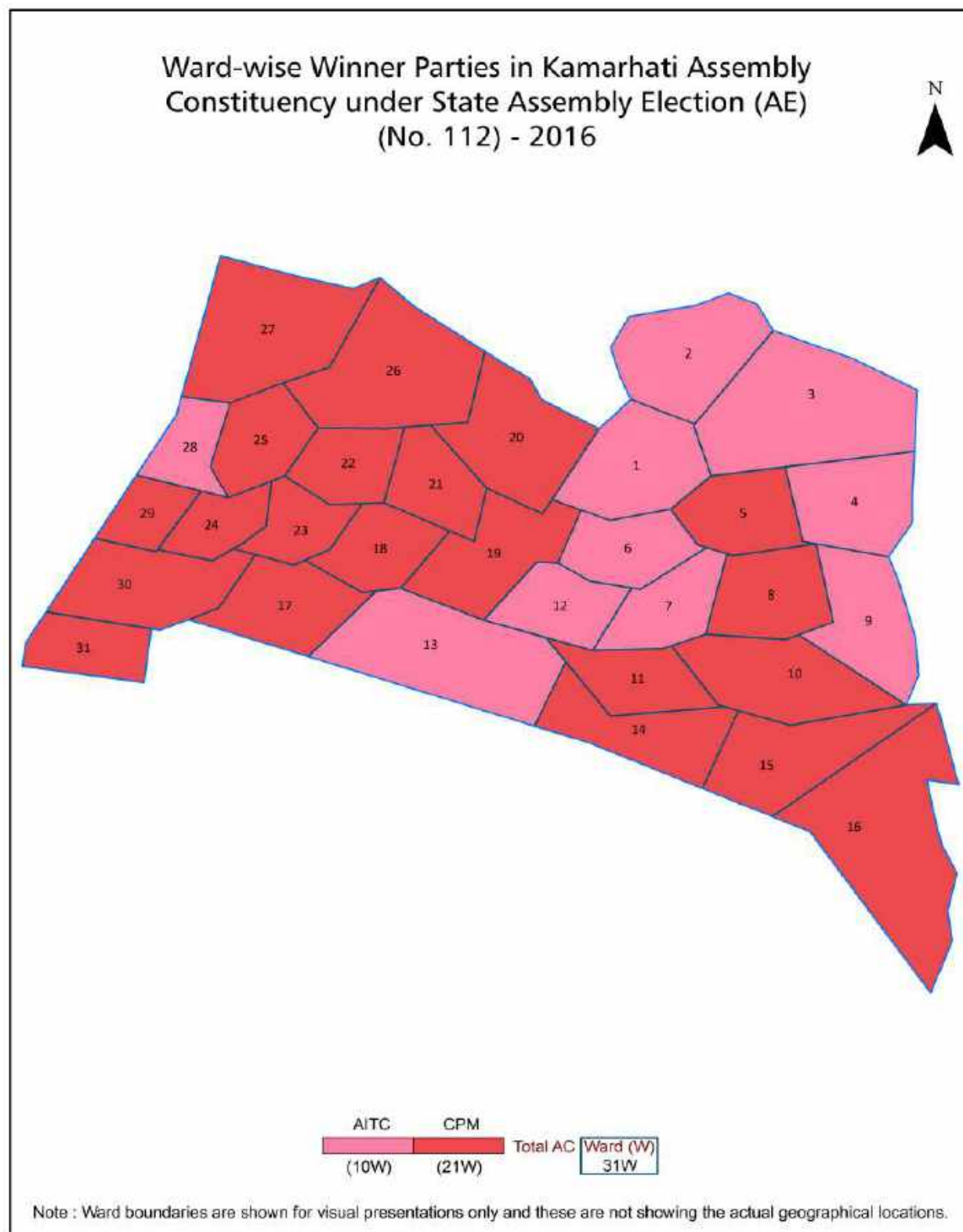
All rights reserved. No part of this book may be reproduced, stored in a retrieval system or transmitted in any form or by any means, mechanical photocopying, photographing, scanning, recording or otherwise without the prior written permission of the publisher. Please refer to Disclaimer at page no. 136 for the use of this publication.

Printed in India

Contents

No.	Particulars	Page No.
	Introduction	
1	Assembly Constituency - (Vidhan Sabha) at a Glance Features of Assembly as per Delimitation Commission of India (2008)	1-2
	Location and Political Maps	
2	Location Map Boundaries of Assembly Constituency - (Vidhan Sabha) in District Boundaries of Assembly Constituency under Parliamentary Constituency - (Lok Sabha) Ward-wise Winner Parties- 2024, 2021, 2019, 2016, 2014, 2011 and 2009	3-10
	Administrative Setup (2011)	
3	District Sub-district Towns Villages Inhabited Villages Uninhabited Villages Village Panchayat Intermediate Panchayat	11
	Demographics (2011)	
4	Population Households Rural/Urban Population Ward by Population Size Sex Ratio (Total & 0-6 Years) Religious Population Social Population Literacy Rate	12-13
	Electoral Features	
5	Important Dates of Last Elections Held Electors by Gender Service Electors Voters Voters Turnout Polling Stations & Average Number of Electors per Polling Station Electors by Age Group Present Elected Representatives	14-19
	Historical Summary Election Results	
6	Vote Share of Major Parties Winning Margin (Number & Percentage) Polarity of Parties Summary Result of Assembly Segment of Parliamentary Elections 2024, 2019, 2014, 2009, 2004 and 1999 Summary Result of Assembly Elections 2021, 2016, 2011, 2006, 2001, 1996, 1991, 1987, 1982, 1977, 1972, 1971, 1969 and 1967	20-42
	Polling Station Level Election Results	
7	Name and Number of Polling Station 2024, 2021, 2019, 2016, 2014, 2011 and 2009 Polling Station-wise Electors, Voters & Voters Turnout 2024, 2021, 2019, 2016, 2014, 2011 and 2009 Polling Station wise Elections Results 2024, 2021, 2019, 2016, 2014, 2011 and 2009	43-131
	Share of Assembly Constituency	
8	Share of Assembly Constituency - (Vidhan Sabha) in State, District and Parliamentary Constituency - (Lok Sabha)	132
9	Abbreviation & Sources	134-135
10	Disclaimer	136

Location & Political Map

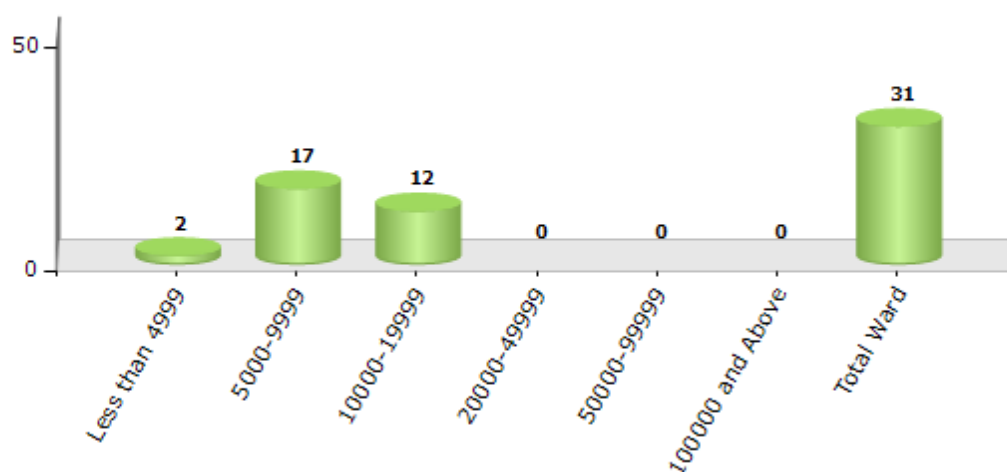


Demographics

Number of Ward by Population Size - 2011

Less than 4999	5000-9999	10000-19999	20000-49999	50000-99999	100000 and Above	Total Ward
2	17	12	0	0	0	31

Number of Ward by Population Size - 2011

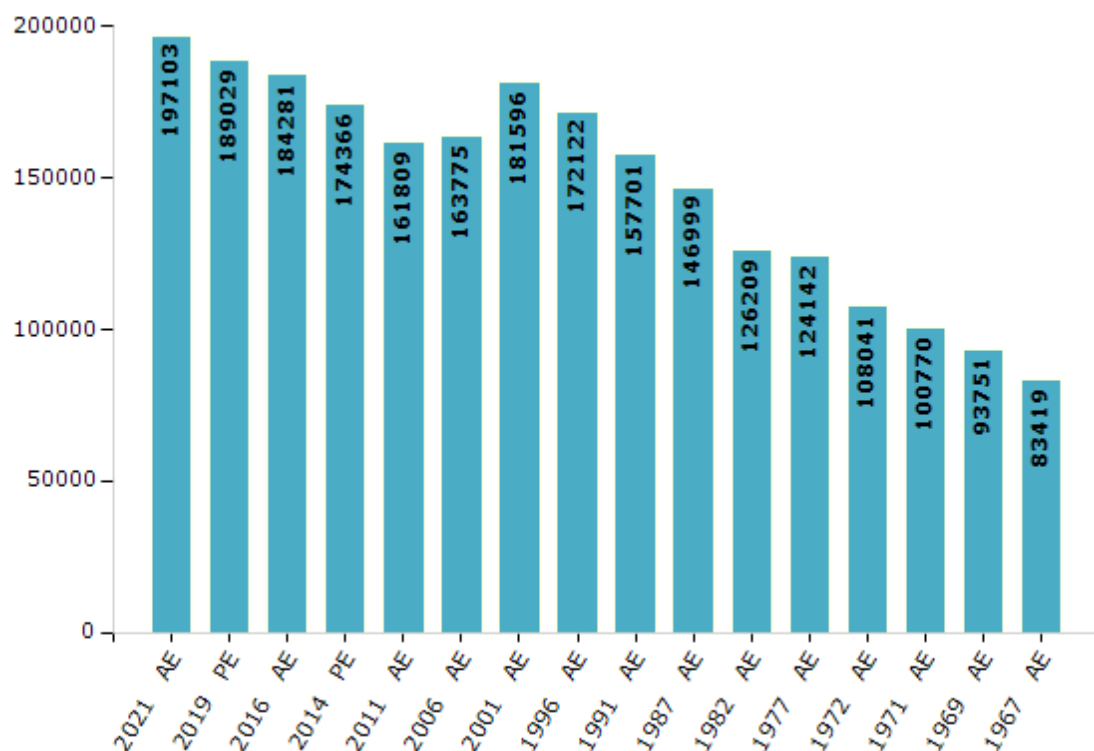


Electoral Features

Electors by Male & Female

Year	Male	Female	Others	Total	Year	Male	Female	Others	Total
2021 AE	99923	97174	6	197103	1991 AE	90112	67589	-	157701
2019 PE	96456	92569	4	189029	1987 AE	79000	67999	-	146999
2016 AE	94533	89747	1	184281	1982 AE	66595	59614	-	126209
2014 PE	90946	83419	1	174366	1977 AE	77463	46679	-	124142
2011 AE	86209	75600	0	161809	1972 AE	64825	43216	-	108041
2009 PE	-	-	-	-	1971 AE	62467	38303	-	100770
2006 AE	88273	75502	-	163775	1969 AE	59063	34688	-	93751
2004 PE	-	-	-	-	1967 AE	-	-	-	83419
2001 AE	99520	82076	-	181596	1962 AE	-	-	-	-
1999 PE	-	-	-	-	1957 AE	-	-	-	-
1996 AE	96399	75723	-	172122	1952 AE	-	-	-	-

Number of Electors



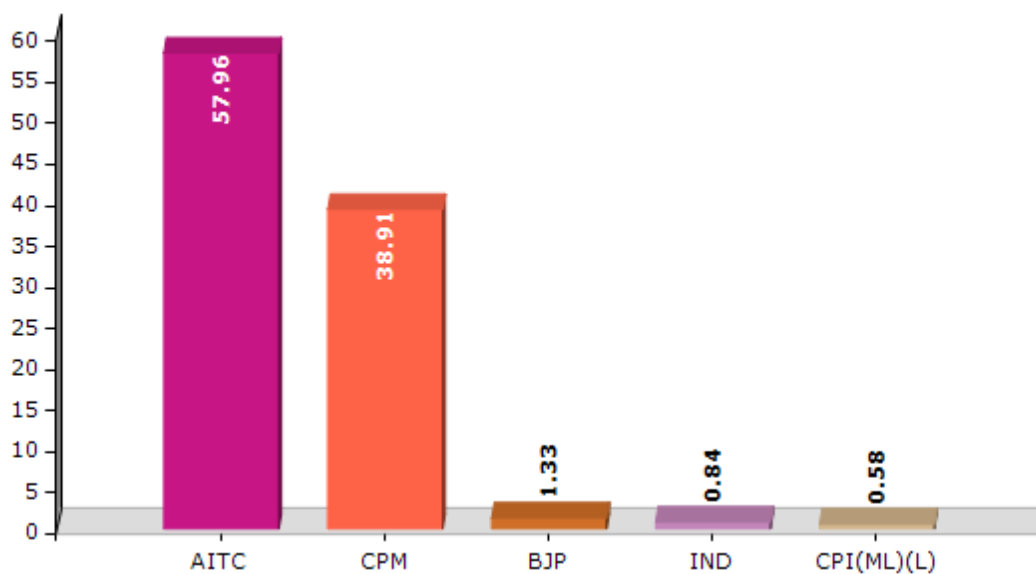
Note : AE : Assembly Election, PE : Assembly Segment of Parliamentary Election

Historical Summary Election Results

Summary Result of Assembly Election - 2011

Candidate Name	Party	Votes	Votes %
Madan Mitra	AITC	74112	57.96
Manash Mukherjee	CPM	49758	38.91
Shikha Sarkar	BJP	1699	1.33
Sushanta Dey	IND	1079	0.84
Nabendu Dasgupta	CPI(ML)(L)	739	0.58
Tarak Bhadra	PDS	479	0.37

Votes Percentage of Top Parties - 2011



Polling Station Level Election Results

Number and Name of Polling Stations (PS) (2016)

Number of Polling Stations	Name of Polling Stations	Number of Polling Stations	Name of Polling Stations
1	Craig U.P.School Room No.1	22	Sagar Dutta Free High School., B.T. Road, R-2
2	Craig U.P.School Room No.2	23	Uday Villa Basic Pry. School, . R-1
3	Sarala Debi Smriti G.S.F.P.School, Room No. -1	24	Uday Villa Basic Pry. School, R-2
4	Sarola Devi Smriti Gsfp School, Room-2	25	Kamarhati Prabartak Vidyapith (Boys)., Room No.1
5	Kamarhati Urdu Primary School, Room No.1	26	Kamarhati Prabartak Vidyapith (Boys)., Room No.2
6	Kamarhati Urdu Primary School, Room No.2	27	Saraswati Vidyamandir
7	Madrasa Salimiya Faizal Islam School Roomno.1	28	28 No Ward Commity Office, Sreepally
8	Madrasa Salimiya Faizal Islam School Room No.2	29	Deshapriya Bayamgar Primary Vidyalaya
9	Madrasa Salimiya Faizal Islam School Room No.3	30	Chatra Sangha
10	Madrasa Salimiya Faizal Islam School Room No. 4	31	Dwaipayan Pally Committee
11	Madrasa Salimiya Faizal Islam School Room No. 5	32	Bani Mandir 2 No Primary School Room No.1
12	Kamarhati Urdu Primary School Room No.3	33	Bani Mandir 2 No Primary School Room No.2
13	P.K.P. Sharma Hindi School	34	Belgharia Trivasha Academy High School Roomno.1
14	S.P.S.Jana Badi Sikshan Sanstha Room No.1	35	Belgharia Trivasha Academy High School Roomno.2
15	S.P.S.Jana Badi Sikshan Sanstha Room No.2	36	Belgharia Trivasha Academy High School Roomno .3
16	S.P.S.Jana Badi Sikshan Sanstha Room No.3	37	Belgharia Tex Maco Estate High School.Roomno.1, Basudebpur
17	Union Collegiate Primary School Room No.1	38	Belgharia Tex Maco Esate High School.Roomno.2.
18	Union Collegiate Primary School Room No.2	39	Belgharia Tex Maco Estate Primary School
19	Madrasa Salimiya Faizal Islam Girls Primaryschool,R-1	40	Kishore Sangha
20	Madrasa Salimiya Faizal Islam Girls Primaryschool., R-2	41	Ramkrishna Pally Primary School
21	Sagar Dutta Free High School., B.T. Road, R-1	42	Maitri Sansad Vidyatayan Room No. 1

Contd....

Polling Station Level Election Results

Polling Station-wise Votes Secured by Overall Top Five Parties in Kamarhati Assembly in Assembly Election (AE) under Dum Dum Parliamentary Constituency in West Bengal (2016)

Number of Polling Station	Winner - Manash Mukherjee (CPM)	Runner-up - Madan Mitra (AITC)	3rd - Krishanu Mitra (BJP)	4th - Manas Mukherjee (IND)	5th - Subhojit Dutta (IND)	NOTA	Other	Total Votes Secured
36	424	293	75	3	3	8	8	814
37	365	296	94	6	5	6	23	795
38	400	256	155	5	4	14	19	853
39	206	128	113	3	0	9	6	465
40	424	296	55	11	16	14	27	843
41	335	283	53	13	3	9	16	712
42	332	221	69	3	3	6	9	643
43	485	249	35	3	6	9	10	797
44	417	289	79	6	5	10	15	821
45	229	193	26	3	1	2	8	462
46	456	421	43	5	4	15	11	955
47	327	319	35	1	5	10	5	702
48	221	271	44	2	5	5	4	552
49	210	182	24	3	2	6	8	435
50	298	371	60	5	5	14	8	761
51	308	340	33	3	2	18	10	714
52	333	259	38	1	6	9	4	650
53	259	298	79	2	3	9	5	655
54	154	171	41	2	2	9	2	381
55	285	216	47	4	2	1	6	561
56	295	248	46	3	5	6	33	636
57	246	117	25	1	0	5	13	407
58	465	301	57	9	2	13	14	861
59	289	323	43	2	3	10	9	679
60	370	357	63	5	4	15	3	817
61	424	348	59	3	3	11	12	860
62	237	155	20	2	0	7	0	421
63	474	301	45	3	1	10	6	840
64	281	305	23	17	15	19	26	686
65	323	321	11	8	8	15	15	701
66	173	331	18	5	4	9	11	551
67	226	299	9	2	7	16	11	570
68	244	403	10	11	1	9	12	690
69	163	207	30	4	4	12	13	433
70	237	214	32	8	10	8	26	535

Contd....

Polling Station Level Election Results

Winner, Runner-up and 3rd Party Position & Winning Margin According to Polling Stations in Kamarhati Assembly in Assembly Election (AE) under Dum Dum Parliamentary Constituency in West Bengal (2016)

Polling Station Number	Winner Party	Winner Votes (%)	Runner-up Party	Runner-up Votes (%)	Winning Margin Votes (%)	Third Party	Third Party Votes (%)	Other Votes (%)
75	AITC	243 (48.41)	CPM	207 (41.24)	36 (7.17)	BJP	21 (4.18)	31 (6.18)
76	AITC	144 (43.11)	CPM	122 (36.53)	22 (6.58)	BJP	43 (12.87)	25 (7.49)
77	AITC	205 (53.11)	CPM	154 (39.9)	51 (13.21)	BJP	11 (2.85)	16 (4.15)
78	AITC	213 (68.93)	CPM	77 (24.92)	136 (44.01)	BJP	9 (2.91)	10 (3.24)
79	AITC	269 (60.31)	CPM	146 (32.74)	123 (27.57)	IND (MM)	7 (1.57)	24 (5.38)
80	AITC	261 (53.93)	CPM	147 (30.37)	114 (23.56)	BJP	51 (10.54)	25 (5.17)
81	AITC	312 (54.17)	CPM	209 (36.28)	103 (17.89)	BJP	21 (3.65)	34 (5.9)
82	CPM	419 (51.35)	AITC	296 (36.27)	123 (15.08)	IND (MM)	20 (2.45)	81 (9.93)
83	AITC	303 (44.3)	CPM	271 (39.62)	32 (4.68)	BJP	27 (3.95)	83 (12.13)
84	CPM	371 (46.2)	AITC	339 (42.22)	32 (3.98)	BJP	38 (4.73)	55 (6.85)
85	AITC	212 (49.53)	CPM	168 (39.25)	44 (10.28)	BJP	26 (6.07)	22 (5.14)
86	AITC	411 (55.92)	CPM	245 (33.33)	166 (22.59)	BJP	25 (3.4)	54 (7.35)
87	AITC	266 (42.29)	CPM	217 (34.5)	49 (7.79)	BJP	72 (11.45)	74 (11.76)
88	AITC	379 (51.63)	CPM	250 (34.06)	129 (17.57)	BJP	66 (8.99)	39 (5.31)
89	CPM	340 (45.52)	AITC	303 (40.56)	37 (4.96)	BJP	72 (9.64)	32 (4.28)
90	AITC	388 (42.64)	CPM	381 (41.87)	7 (0.77)	BJP	98 (10.77)	43 (4.73)
91	AITC	400 (43.76)	CPM	366 (40.04)	34 (3.72)	BJP	111 (12.14)	37 (4.05)
92	CPM	258 (42.57)	AITC	250 (41.25)	8 (1.32)	BJP	51 (8.42)	47 (7.76)
93	AITC	266 (53.85)	CPM	183 (37.04)	83 (16.81)	BJP	25 (5.06)	20 (4.05)
94	CPM	260 (45.61)	AITC	227 (39.82)	33 (5.79)	BJP	57 (10)	26 (4.56)
95	AITC	235 (52.46)	CPM	171 (38.17)	64 (14.29)	BJP	18 (4.02)	24 (5.36)
96	AITC	560 (67.88)	CPM	199 (24.12)	361 (43.76)	BJP	19 (2.3)	47 (5.7)
97	AITC	395 (57.75)	CPM	217 (31.73)	178 (26.02)	IND (MM)	17 (2.49)	55 (8.04)
98	AITC	549 (69.85)	CPM	175 (22.26)	374 (47.59)	BJP	14 (1.78)	48 (6.11)
99	AITC	394 (61.47)	CPM	189 (29.49)	205 (31.98)	BJP	26 (4.06)	32 (4.99)
100	AITC	351 (43.93)	CPM	305 (38.17)	46 (5.76)	BJP	103 (12.89)	40 (5.01)
101	CPM	382 (45.26)	AITC	321 (38.03)	61 (7.23)	BJP	112 (13.27)	29 (3.44)
102	CPM	328 (49.25)	AITC	263 (39.49)	65 (9.76)	BJP	57 (8.56)	18 (2.7)
103	CPM	331 (39.98)	AITC	330 (39.86)	1 (0.12)	BJP	137 (16.55)	30 (3.62)
104	AITC	283 (46.55)	CPM	222 (36.51)	61 (10.04)	BJP	76 (12.5)	27 (4.44)
105	CPM	333 (43.13)	AITC	288 (37.31)	45 (5.82)	BJP	123 (15.93)	28 (3.63)
106	CPM	357 (46.06)	AITC	287 (37.03)	70 (9.03)	BJP	103 (13.29)	28 (3.61)
107	AITC	453 (46.7)	CPM	413 (42.58)	40 (4.12)	BJP	52 (5.36)	52 (5.36)
108	AITC	358 (47.42)	CPM	332 (43.97)	26 (3.45)	BJP	37 (4.9)	28 (3.71)
109	AITC	243 (44.59)	CPM	217 (39.82)	26 (4.77)	BJP	71 (13.03)	14 (2.57)
110	CPM	434 (53.45)	AITC	285 (35.1)	149 (18.35)	BJP	52 (6.4)	41 (5.05)
111	CPM	302 (50.08)	AITC	244 (40.46)	58 (9.62)	BJP	29 (4.81)	28 (4.64)

Contd....

DISCLAIMER

The Terms of Use and Disclaimer of Datanet India Private Limited (hereinafter referred to as "Datanet") for use of this analysis report of **Kamarhati Assembly Constituency (Kamarhati Vidhan Sabha)** :-

1. **Assembly Factbook™** is a Registered Trade Mark owned by Datanet.
2. All the maps are sketched and graphical representation only and have not been drawn to the scale and also not to represent the actual geographical area or boundary of the unit.
3. The data for the aforesaid analysis is based on authentic sources and has been culled from the various publications of Census, CSO and NSSO for district and block level data, various central and state government departments, Central & State Elections Commissions and the concerned Returning Officers' releases, Electoral Rolls, Election results and allied publications, internal assessment, surveys, estimates and analysis. Therefore, certain adjustment of data at micro level may have been done to arrive closer to the macro data.
4. Data have been provided on an "As Is" and "As AVAILABLE" basis
5. The colours shown in the maps or diagram and charts of a particular party, alliance or AC are indicative and do not represent them.
6. This publication which includes maps, sheets, graphs and data would be the property under copyright of Datanet only. The user may use these for its internal study, analysis and research purposes. It's public display, re-selling or any commercial uses by the user are not allowed.
7. Datanet has taken due care and caution in compilation and processing of data and allied information, but does not guarantee the accuracy, adequacy or completeness of any information/analysis and will be not responsible for any errors or omissions or for the results obtained from the use of such information/analysis.
8. All the contents for the publication have been culled from various authentic sources and Datanet reasonably believes such sources to be reliable, but does not make any representations, express or implied as to the accuracy or fitness of use of such information. The information or contents of the information/analysis do not constitute advice and should not be relied upon in making (or refraining from making) any decision. Any reliance placed upon the information provided by Datanet is the sole responsibility and strictly at the user's risk.
9. In no event will Datanet be liable for any damages (including, without limitation, damages for loss of business projects, or loss of profits) arising in contract, tort or otherwise from the use of or inability to use any of its contents, or from any action taken (or refrained from being taken) as a result of using the analysis or any of its contents. Datanet its directors, owners, editors, officials, employees, distributor and agents or any associate will not be liable for any errors in the information contained or any consequences arising from the use of the contents of the provided information/analysis.
10. If any provision of these terms and conditions is held invalid or illegal or unenforceable for any reason by any court of competent jurisdiction, such provision shall be severed and the remainder of provisions of the terms and conditions shall continue in full force and effect as if the Term of Use had been executed with the invalid, illegal or unenforceable provision eliminated.
11. If there are any discrepancies in the information provided, please bring it to attention of Datanet for suitable rectification measures.

Buy Online This Complete Book At
Datanet India eBooks Store

www.indiastatpublications.com

or go directly at

[http://www.indiastatpublications.com/
Assembly_factbook/West_Bengal/Dum_Dum/ Kamarhati](http://www.indiastatpublications.com/Assembly_factbook/West_Bengal/Dum_Dum/Kamarhati)

 **india**stat**elections**

