



West Bengal

# Assembly Factbook™

Chandannagore Assembly Constituency



Key Electoral Data of Chandannagore  
Assembly Constituency (Vidhan Sabha)

West Bengal

# **Assembly Factbook™**

Chandannagore Assembly Constituency



Chandannagore Vidhan Sabha

## **Editor & Director**

Dr. R.K. Thukral

## **Research Editor**

Dr. Shafeeq Rahman

## **Compiled, Researched and Published by Datanet India Pvt. Ltd.**

D-100, 1st Floor,

Okhla Industrial Area, Phase-I,  
New Delhi- 110020.

Ph.: 91-11- 43580781-84

Email : support@indiastatpublications.com

Website : www.indiastatelections.com

## **Online Book Store :**

www.indiastatpublications.com

**Report No. :** AFB/WB-189-0125

**ISBN :** 978-93-5293-616-8

**First Edition :** January, 2018

**Eighth Updated Edition :** January, 2025

**Price :** Rs. 11500/-

US\$ 310

**© Datanet India Pvt. Ltd.**

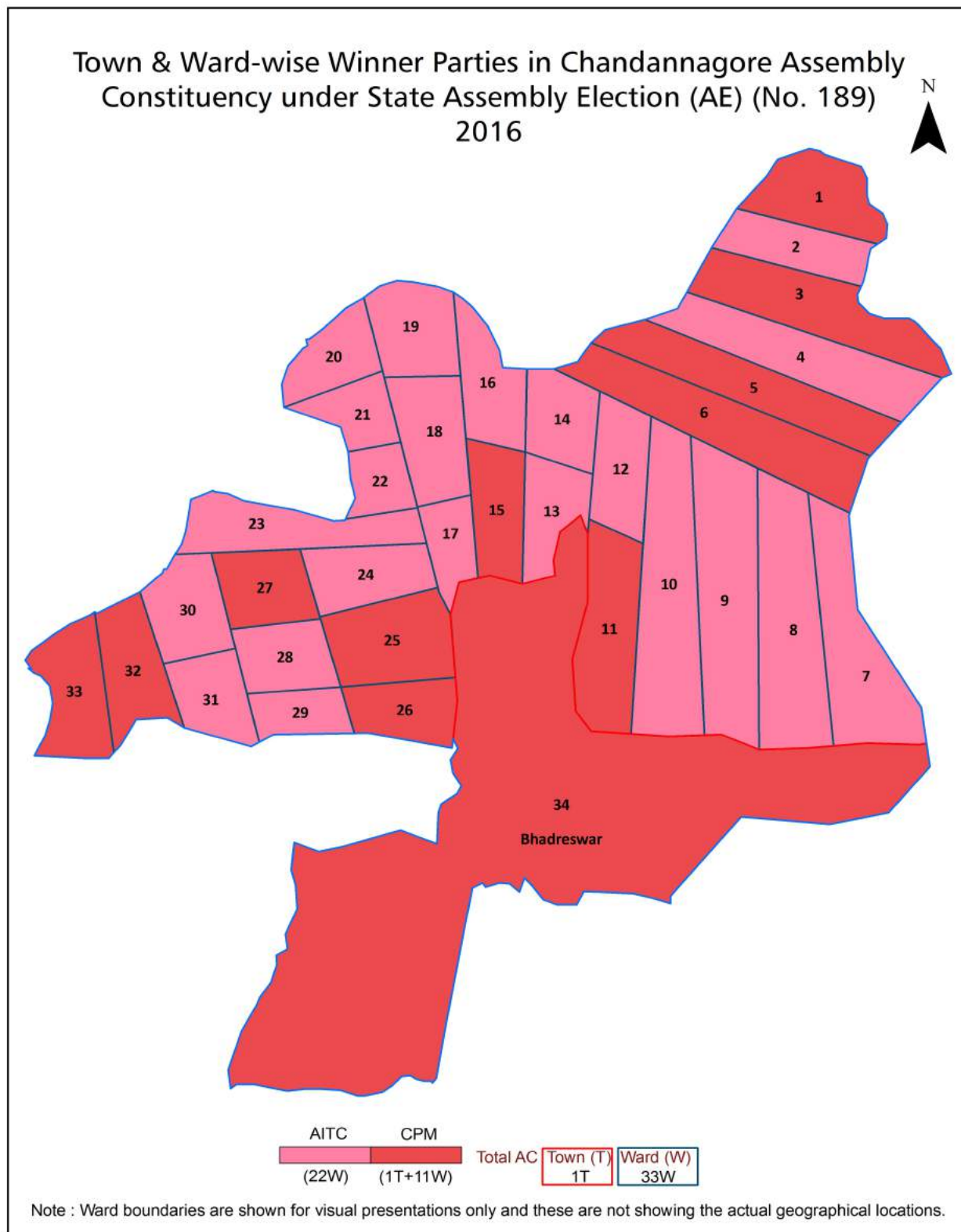
All rights reserved. No part of this book may be reproduced, stored in a retrieval system or transmitted in any form or by any means, mechanical photocopying, photographing, scanning, recording or otherwise without the prior written permission of the publisher. Please refer to Disclaimer at page no. 153 for the use of this publication.

Printed in India

## Contents

No.	Particulars	Page No.
	<b>Introduction</b>	
1	Assembly Constituency - (Vidhan Sabha) at a Glance   Features of Assembly as per Delimitation Commission of India (2008)	1-2
	<b>Location and Political Maps</b>	
2	Location Map   Boundaries of Assembly Constituency - (Vidhan Sabha) in District   Boundaries of Assembly Constituency under Parliamentary Constituency - (Lok Sabha)   Town & Ward-wise Winner Parties- 2024, 2021, 2019, 2016, 2014, 2011 and 2009	3-10
	<b>Administrative Setup (2011)</b>	
3	District   Sub-district   Towns   Villages   Inhabited Villages   Uninhabited Villages   Village Panchayat   Intermediate Panchayat	11
	<b>Demographics (2011)</b>	
4	Population   Households   Rural/Urban Population   Towns and Ward by Population Size   Sex Ratio (Total & 0-6 Years)   Religious Population   Social Population   Literacy Rate	12-14
	<b>Electoral Features</b>	
5	Important Dates of Last Elections Held   Electors by Gender   Service Electors   Voters   Voters Turnout   Polling Stations & Average Number of Electors per Polling Station   Electors by Age Group   Present Elected Representatives	15-20
	<b>Historical Summary Election Results</b>	
6	Vote Share of Major Parties   Winning Margin (Number & Percentage)   Polarity of Parties   Summary Result of Assembly Segment of Parliamentary Elections 2024, 2019, 2014, 2009, 2004 and 1999   Summary Result of Assembly Elections 2021, 2016, 2011, 2006, 2001, 1996, 1991, 1987, 1982, 1977, 1972, 1971, 1969, 1967, 1962 and 1957	21-45
	<b>Polling Station Level Election Results</b>	
7	Name and Number of Polling Station 2024, 2021, 2019, 2016, 2014, 2011 and 2009   Polling Station-wise Electors, Voters & Voters Turnout 2024, 2021, 2019, 2016, 2014, 2011 and 2009   Polling Station wise Elections Results 2024, 2021, 2019, 2016, 2014, 2011 and 2009	46-148
	<b>Share of Assembly Constituency</b>	
8	Share of Assembly Constituency - (Vidhan Sabha) in State, District and Parliamentary Constituency - (Lok Sabha)	149
9	<b>Abbreviation &amp; Sources</b>	151-152
10	<b>Disclaimer</b>	153

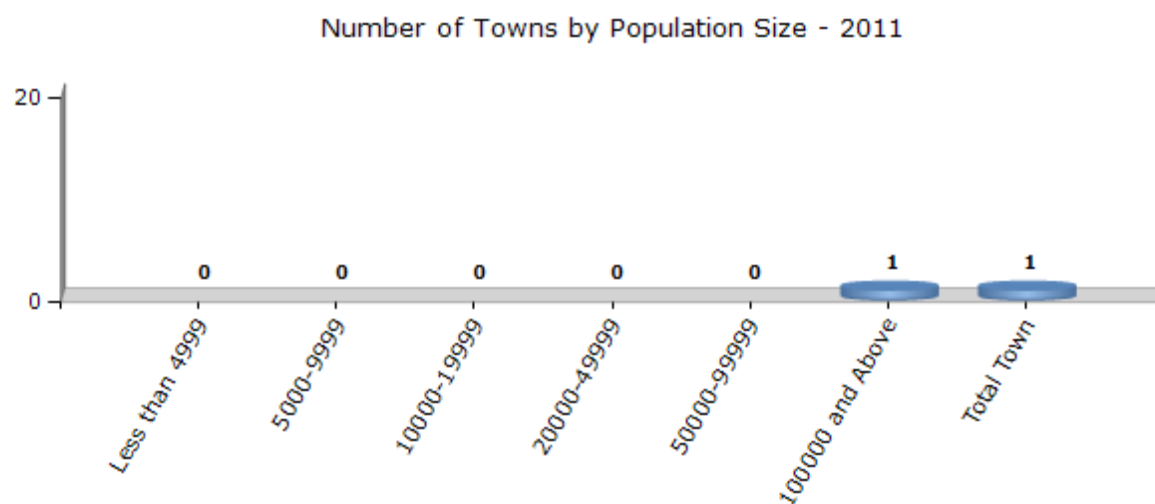
## Location & Political Map



## Demographics

### Number of Towns by Population Size - 2011

Less than 4999	5000-9999	10000-19999	20000-49999	50000-99999	100000 and Above	Total Town
0	0	0	0	0	1	1

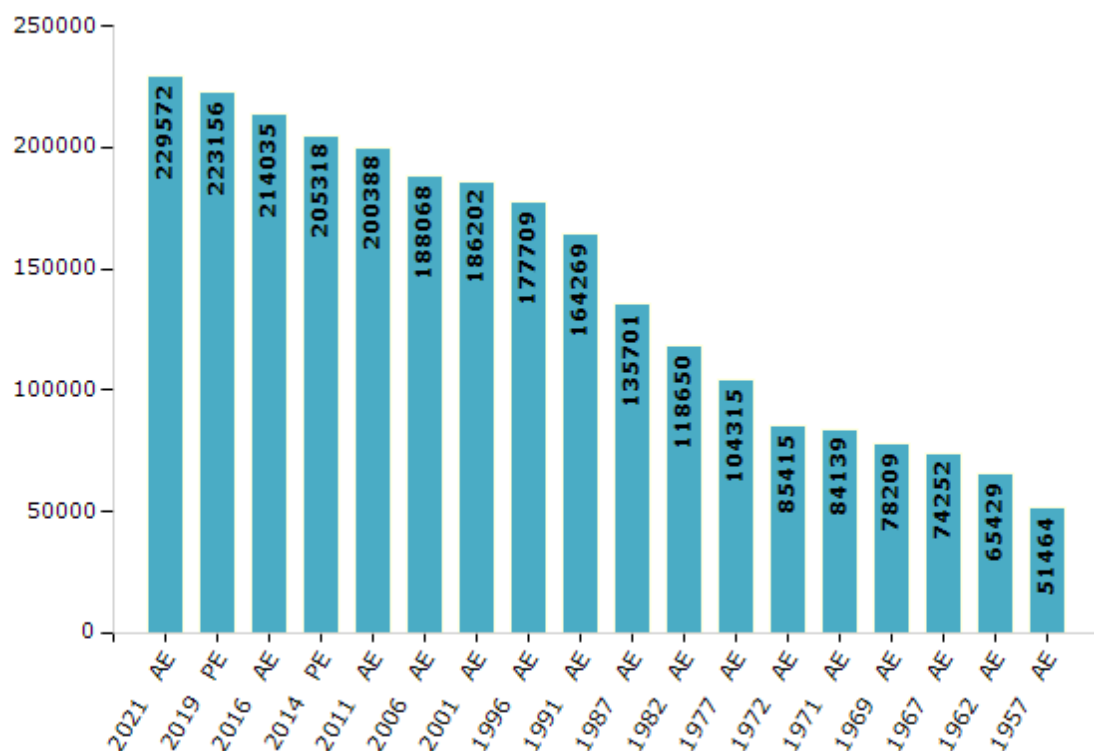


## Electoral Features

### Electors by Male & Female

Year	Male	Female	Others	Total	Year	Male	Female	Others	Total
2021 AE	114985	114578	9	229572	1991 AE	90373	73896	-	164269
2019 PE	113048	110104	4	223156	1987 AE	76679	59022	-	135701
2016 AE	109437	104596	2	214035	1982 AE	66842	51808	-	118650
2014 PE	105891	99425	2	205318	1977 AE	60119	44196	-	104315
2011 AE	104641	95747	0	200388	1972 AE	53138	32277	-	85415
2009 PE	-	-	-	-	1971 AE	52172	31967	-	84139
2006 AE	100458	87610	-	188068	1969 AE	45880	32329	-	78209
2004 PE	-	-	-	-	1967 AE	-	-	-	74252
2001 AE	100407	85795	-	186202	1962 AE	-	-	-	65429
1999 PE	-	-	-	-	1957 AE	-	-	-	51464
1996 AE	91482	86227	-	177709	1952 AE	-	-	-	-

Number of Electors



**Note :** AE : Assembly Election, PE : Assembly Segment of Parliamentary Election

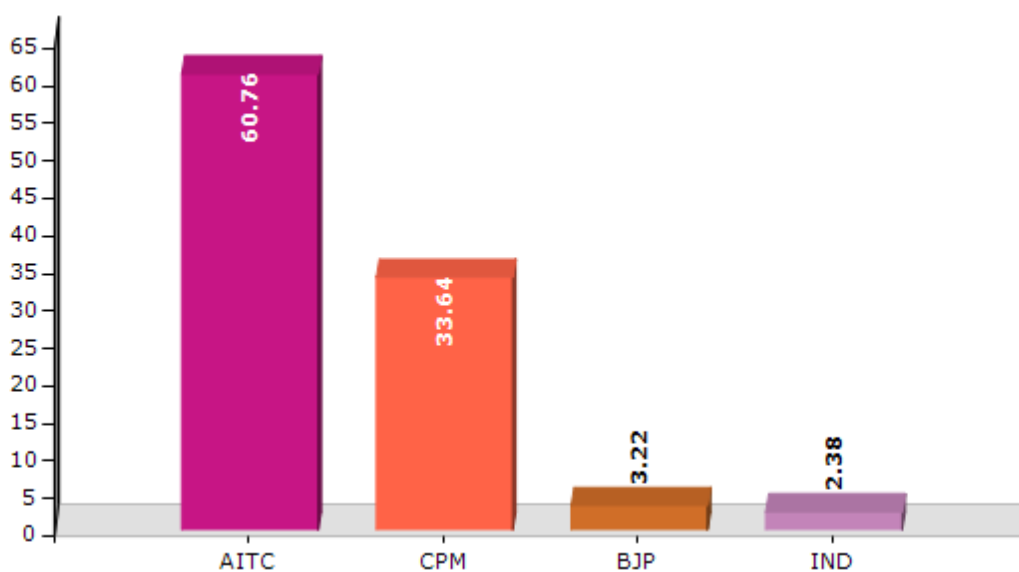


## Historical Summary Election Results

### Summary Result of Assembly Election - 2011

Candidate Name	Party	Votes	Votes %
Ashok Kumar Shaw	AITC	96430	60.76
Siba Prosad Bandyopadhyay	CPM	53391	33.64
Satya Bhusan Pathak	BJP	5109	3.22
Subodh Ghoshal	IND	3780	2.38

Votes Percentage of Top Parties - 2011





## Polling Station Level Election Results

### Number and Name of Polling Stations (PS) (2016)

Number of Polling Stations	Name of Polling Stations	Number of Polling Stations	Name of Polling Stations
1	Khalisani High School. Room No. - 1	22	Haridradanga Siksha Sadan., Room No. -3
2	Khalisani High School. Room No. -2	23	Haridradanga Siksha Sadan., Room No. -4
3	Sakti Sangha , Subhaspally.	24	Haridradanga Siksha Sadan., Room No. -5
4	Subhaspally G.S.F.P. School. Room No. -1	25	Netaji Vidyapith. Room No. -1
5	Subhaspally G.S.F.P. School. Room No. -2	26	Netaji Vidyapith. Room No. -2
6	Subhaspally G.S.F.P. School. Room No. -3	27	Karunamoyee Primary School
7	Subhaspally G.S.F.P. School. Room No. -4	28	Netaji Vidyapith. Room No. -3
8	Rishi Arabinda Balakendram School	29	No-1,Boro Office, Chandernagore Municipalcorp. Room No. -1
9	Narua Siksha Niketan. Room No. -1	30	Aghore Ch. Sett Primary School (Girls), Roomno. -1
10	Bholanath Das Girl'S High School , Room No. -1	31	No-1,Boro Office, Chandernagore Municipalcorp. Room No. -2
11	Narua Siksha Niketan. Room No. -2	32	Bishahari Vidyamandir Pry. School, Room No. -1
12	Narua Siksha Niketan. Room No. -3	33	Bishahari Vidyamandir Pry. School, Room No. -2
13	Narua Siksha Niketan. Room No. -4	34	Vidyasagar Vidyamandir Girl'S Highschool.Room No. -1
14	Bholanath Das Girl'S High School , Room No. -2	35	Vidyasagar Vidyamandir Girl'S High School.Room No. -2
15	Narua Siksha Niketan. Room No. -5	36	Aghore Ch. Sett Primary School (Girls), Roomno. -2
16	Narua Siksha Niketan. Room No. -6	37	Vidyasagar Vidyamandir Girl'S High School.Room No. -3
17	Khalisani Garerdhar Primary School.	38	Prabartak Vidyarthi Bhavan Room No. -1
18	Bholanath Das Girl'S High School , Room No. -3	39	Prabartak Vidyarthi Bhavan , Room No. -2
19	Bholanath Das Girl'S High School , Room No. -4	40	Prabartak Vidyarthi Bhavan Room No. -3
20	Haridradanga Siksha Sadan., Room No. -1	41	Prabartak Vidyarthi Bhavan , Room No. -4
21	Haridradanga Siksha Sadan., Room No. -2	42	Prabartak Nari Mandir. Room No. -1

Contd....

## Polling Station Level Election Results

### Polling Station-wise Votes Secured by Overall Top Five Parties in Chandannagore Assembly in Assembly Election (AE) under Hooghly Parliamentary Constituency in West Bengal (2016)

Number of Polling Station	Winner - Indranil Sen E (AITC)	Runner-up - Gautam Sarkar Son Of Kartick Chandra Sarkar (CPM)	3rd - Tandra Bhattacharjee (BJP)	4th - Gautam Sarkar S/o Gauranga Sarkar (IND)	5th - Milan Rakshit (SUCI)	NOTA	Other	Total Votes Secured
36	362	340	57	6	3	20	0	788
37	210	347	30	5	1	13	0	606
38	488	330	54	6	5	23	0	906
39	429	320	47	8	5	25	0	834
40	267	192	50	6	4	24	0	543
41	344	225	34	6	4	12	0	625
42	244	177	58	4	2	9	0	494
43	252	190	74	5	3	10	0	534
44	275	300	65	11	7	29	0	687
45	233	258	70	3	6	9	0	579
46	234	431	53	9	4	10	0	741
47	94	128	16	3	1	7	0	249
48	283	210	55	4	2	9	0	563
49	93	199	29	4	5	5	0	335
50	314	414	115	13	11	19	0	886
51	104	517	32	13	6	6	0	678
52	295	264	68	7	1	16	0	651
53	394	349	73	14	7	34	0	871
54	384	258	63	4	3	12	0	724
55	350	332	76	8	6	26	0	798
56	323	336	55	8	3	20	0	745
57	431	256	53	4	7	28	0	779
58	251	278	35	6	3	18	0	591
59	227	321	51	8	2	19	0	628
60	188	281	26	7	2	19	0	523
61	356	314	50	4	7	15	0	746
62	369	288	50	6	4	14	0	731
63	226	136	27	3	2	10	0	404
64	387	220	36	7	5	20	0	675
65	398	253	56	6	9	15	0	737
66	353	272	49	3	6	9	0	692
67	323	217	17	6	4	10	0	577
68	277	281	18	3	3	14	0	596
69	331	169	29	5	4	7	0	545
70	287	306	43	11	2	10	0	659

Contd....

## Polling Station Level Election Results

**Winner, Runner-up and 3rd Party Position & Winning Margin According to Polling Stations in Chandannagore Assembly in Assembly Election (AE) under Hooghly Parliamentary Constituency in West Bengal (2016)**

Polling Station Number	Winner Party	Winner Votes (%)	Runner-up Party	Runner-up Votes (%)	Winning Margin Votes (%)	Third Party	Third Party Votes (%)	Other Votes (%)
75	AITC	323 (54.56)	CPM	201 (33.95)	122 (20.61)	BJP	51 (8.61)	17 (2.87)
76	AITC	272 (45.64)	CPM	244 (40.94)	28 (4.7)	BJP	55 (9.23)	25 (4.19)
77	AITC	238 (55.48)	CPM	147 (34.27)	91 (21.21)	BJP	27 (6.29)	17 (3.96)
78	CPM	337 (47.73)	AITC	316 (44.76)	21 (2.97)	BJP	35 (4.96)	18 (2.55)
79	AITC	316 (51.8)	CPM	232 (38.03)	84 (13.77)	BJP	37 (6.07)	25 (4.1)
80	AITC	216 (43.55)	CPM	213 (42.94)	3 (0.61)	BJP	42 (8.47)	25 (5.04)
81	AITC	376 (48.02)	CPM	297 (37.93)	79 (10.09)	BJP	74 (9.45)	36 (4.6)
82	CPM	220 (42.8)	AITC	218 (42.41)	2 (0.39)	BJP	44 (8.56)	32 (6.23)
83	CPM	264 (50.67)	AITC	200 (38.39)	64 (12.28)	BJP	32 (6.14)	25 (4.8)
84	CPM	221 (47.53)	AITC	190 (40.86)	31 (6.67)	BJP	24 (5.16)	30 (6.45)
85	CPM	246 (48.91)	AITC	202 (40.16)	44 (8.75)	BJP	26 (5.17)	29 (5.77)
86	CPM	304 (47.2)	AITC	277 (43.01)	27 (4.19)	BJP	33 (5.12)	30 (4.66)
87	CPM	241 (49.49)	AITC	186 (38.19)	55 (11.3)	BJP	33 (6.78)	27 (5.54)
88	CPM	313 (53.69)	AITC	231 (39.62)	82 (14.07)	BJP	22 (3.77)	17 (2.92)
89	CPM	307 (44.75)	AITC	295 (43)	12 (1.75)	BJP	38 (5.54)	46 (6.71)
90	AITC	353 (52.84)	CPM	257 (38.47)	96 (14.37)	BJP	31 (4.64)	27 (4.04)
91	CPM	284 (44.51)	AITC	280 (43.89)	4 (0.62)	BJP	45 (7.05)	29 (4.55)
92	AITC	238 (49.07)	CPM	181 (37.32)	57 (11.75)	BJP	37 (7.63)	29 (5.98)
93	AITC	233 (46.69)	CPM	215 (43.09)	18 (3.6)	BJP	28 (5.61)	23 (4.61)
94	AITC	262 (42.81)	CPM	256 (41.83)	6 (0.98)	BJP	82 (13.4)	12 (1.96)
95	AITC	241 (45.99)	CPM	170 (32.44)	71 (13.55)	BJP	89 (16.98)	24 (4.58)
96	AITC	226 (52.56)	CPM	124 (28.84)	102 (23.72)	BJP	63 (14.65)	17 (3.95)
97	AITC	310 (43.48)	CPM	257 (36.04)	53 (7.44)	BJP	103 (14.45)	43 (6.03)
98	CPM	388 (47.2)	AITC	302 (36.74)	86 (10.46)	BJP	82 (9.98)	50 (6.08)
99	AITC	235 (47)	CPM	189 (37.8)	46 (9.2)	BJP	43 (8.6)	33 (6.6)
100	CPM	366 (51.33)	AITC	281 (39.41)	85 (11.92)	BJP	34 (4.77)	32 (4.49)
101	AITC	363 (50.42)	CPM	330 (45.83)	33 (4.59)	BJP	6 (0.83)	21 (2.92)
102	CPM	392 (63.43)	AITC	169 (27.35)	223 (36.08)	BJP	38 (6.15)	19 (3.07)
103	CPM	355 (57.72)	AITC	189 (30.73)	166 (26.99)	BJP	43 (6.99)	28 (4.55)
104	CPM	449 (62.71)	AITC	216 (30.17)	233 (32.54)	BJP	30 (4.19)	21 (2.93)
105	AITC	415 (52.2)	CPM	312 (39.25)	103 (12.95)	BJP	38 (4.78)	30 (3.77)
106	AITC	281 (46.45)	CPM	261 (43.14)	20 (3.31)	BJP	36 (5.95)	27 (4.46)
107	AITC	247 (46.69)	CPM	240 (45.37)	7 (1.32)	BJP	27 (5.1)	15 (2.84)
108	AITC	218 (53.56)	CPM	156 (38.33)	62 (15.23)	BJP	17 (4.18)	16 (3.93)
109	AITC	307 (48.65)	CPM	259 (41.05)	48 (7.6)	BJP	29 (4.6)	36 (5.71)
110	AITC	250 (49.12)	CPM	229 (44.99)	21 (4.13)	BJP	15 (2.95)	15 (2.95)
111	AITC	241 (50.42)	CPM	201 (42.05)	40 (8.37)	BJP	18 (3.77)	18 (3.77)

Contd....

## DISCLAIMER

The Terms of Use and Disclaimer of Datanet India Private Limited (hereinafter referred to as "Datanet") for use of this analysis report of **Chandannagore Assembly Constituency (Chandannagore Vidhan Sabha)** :-

1. **Assembly Factbook™** is a Registered Trade Mark owned by Datanet.
2. All the maps are sketched and graphical representation only and have not been drawn to the scale and also not to represent the actual geographical area or boundary of the unit.
3. The data for the aforesaid analysis is based on authentic sources and has been culled from the various publications of Census, CSO and NSSO for district and block level data, various central and state government departments, Central & State Elections Commissions and the concerned Returning Officers' releases, Electoral Rolls, Election results and allied publications, internal assessment, surveys, estimates and analysis. Therefore, certain adjustment of data at micro level may have been done to arrive closer to the macro data.
4. Data have been provided on an "As Is" and "As AVAILABLE" basis
5. The colours shown in the maps or diagram and charts of a particular party, alliance or AC are indicative and do not represent them.
6. This publication which includes maps, sheets, graphs and data would be the property under copyright of Datanet only. The user may use these for its internal study, analysis and research purposes. It's public display, re-selling or any commercial uses by the user are not allowed.
7. Datanet has taken due care and caution in compilation and processing of data and allied information, but does not guarantee the accuracy, adequacy or completeness of any information/analysis and will be not responsible for any errors or omissions or for the results obtained from the use of such information/analysis.
8. All the contents for the publication have been culled from various authentic sources and Datanet reasonably believes such sources to be reliable, but does not make any representations, express or implied as to the accuracy or fitness of use of such information. The information or contents of the information/analysis do not constitute advice and should not be relied upon in making (or refraining from making) any decision. Any reliance placed upon the information provided by Datanet is the sole responsibility and strictly at the user's risk.
9. In no event will Datanet be liable for any damages (including, without limitation, damages for loss of business projects, or loss of profits) arising in contract, tort or otherwise from the use of or inability to use any of its contents, or from any action taken (or refrained from being taken) as a result of using the analysis or any of its contents. Datanet its directors, owners, editors, officials, employees, distributor and agents or any associate will not be liable for any errors in the information contained or any consequences arising from the use of the contents of the provided information/analysis.
10. If any provision of these terms and conditions is held invalid or illegal or unenforceable for any reason by any court of competent jurisdiction, such provision shall be severed and the remainder of provisions of the terms and conditions shall continue in full force and effect as if the Term of Use had been executed with the invalid, illegal or unenforceable provision eliminated.
11. If there are any discrepancies in the information provided, please bring it to attention of Datanet for suitable rectification measures.

**Buy Online This Complete Book At**  
**Indiastat Publication Book Store**

[www.indiastatpublications.com](http://www.indiastatpublications.com)

or go directly at

[http://www.indiastatpublications.com/  
Assembly\\_factbook/West\\_Bengal/Hooghly/ Chandannagore](http://www.indiastatpublications.com/Assembly_factbook/West_Bengal/Hooghly/Chandannagore)

 **indiastat**elections

ISBN : 978-93-5293-616-8

