



West Bengal

Assembly Factbook™

Howrah Madhya Assembly Constituency

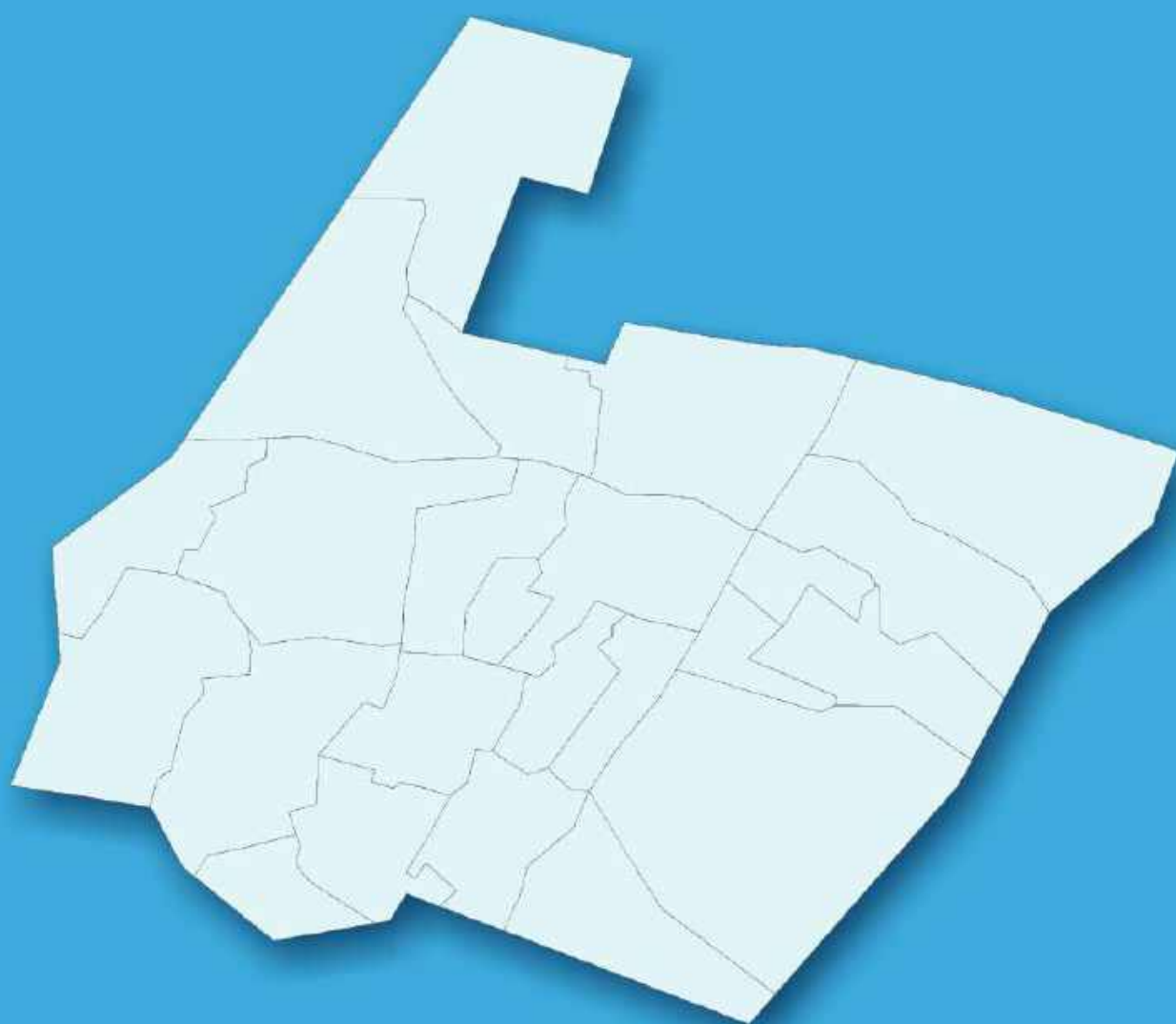


Key Electoral Data of Howrah Madhya
Assembly Constituency (Vidhan Sabha)

West Bengal

Assembly Factbook™

Howrah Madhya Assembly Constituency



Howrah Madhya Vidhan Sabha

Editor & Director

Dr. R.K. Thukral

Research Editor

Dr. Shafeeq Rahman

Compiled, Researched and Published by Datanet India Pvt. Ltd.

D-100, 1st Floor,

Okhla Industrial Area, Phase-I,
New Delhi- 110020.

Ph.: 91-11- 43580781-84

Email : support@indiastatpublications.com

Website : www.indiastatelections.com

Online Book Store :

www.indiastatpublications.com

Report No. : AFB/WB-171-0125

ISBN : 978-93-5293-670-0

First Edition : January, 2018

Eighth Updated Edition : January, 2025

Price : Rs. 11500/-

US\$ 310

© Datanet India Pvt. Ltd.

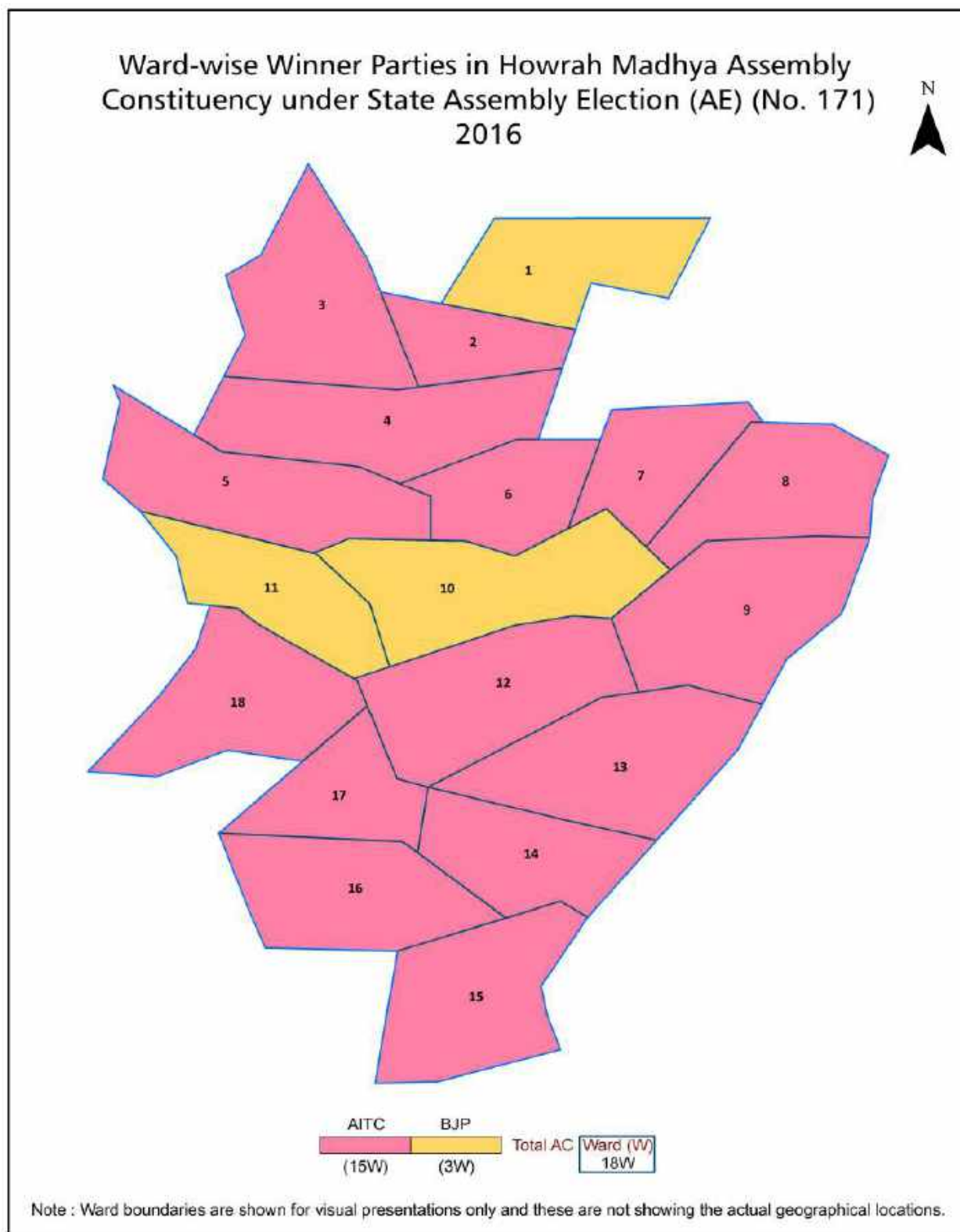
All rights reserved. No part of this book may be reproduced, stored in a retrieval system or transmitted in any form or by any means, mechanical photocopying, photographing, scanning, recording or otherwise without the prior written permission of the publisher. Please refer to Disclaimer at page no. 164 for the use of this publication.

Printed in India

Contents

No.	Particulars	Page No.
	Introduction	
1	Assembly Constituency - (Vidhan Sabha) at a Glance Features of Assembly as per Delimitation Commission of India (2008)	1-2
	Location and Political Maps	
2	Location Map Boundaries of Assembly Constituency - (Vidhan Sabha in District Boundaries of Assembly Constituency under Parliamentary Constituency - (Lok Sabha) Ward-wise Winner Parties- 2024, 2021, 2019, 2016, 2014, 2011 and 2009	3-10
	Administrative Setup (2011)	
3	District Sub-district Towns Villages Inhabited Villages Uninhabited Villages Village Panchayat Intermediate Panchayat	11
	Demographics (2011)	
4	Population Households Rural/Urban Population Ward by Population Size Sex Ratio (Total & 0-6 Years) Religious Population Social Population Literacy Rate	12
	Electoral Features	
5	Important Dates of Last Elections Held Electors by Gender Service Electors Voters Voters Turnout Polling Stations & Average Number of Electors per Polling Station Electors by Age Group Present Elected Representatives	13-18
	Historical Summary Election Results	
6	Vote Share of Major Parties Winning Margin (Number & Percentage Polarity of Parties Summary Result of Assembly Segment of Parliamentary Elections 2024, 2019, 2014, 2009, 2004 and 1999 Summary Result of Assembly Elections 2021, 2016, 2011, 2006, 2001, 1996, 1991, 1987, 1982, 1977, 1972, 1971, 1969 and 1967	19-41
	Polling Station Level Election Results	
7	Name and Number of Polling Station 2024, 2021, 2019, 2016, 2014, 2011 and 2009 Polling Station-wise Electors, Voters & Voters Turnout 2024, 2021, 2019, 2016, 2014, 2011 and 2009 Polling Station wise Elections Results 2024, 2021, 2019, 2016, 2014, 2011 and 2009	42-159
	Share of Assembly Constituency	
8	Share of Assembly Constituency - (Vidhan Sabha) in State, District and Parliamentary Constituency - (Lok Sabha)	160
9	Abbreviation & Sources	162-163
10	Disclaimer	164

Location & Political Map

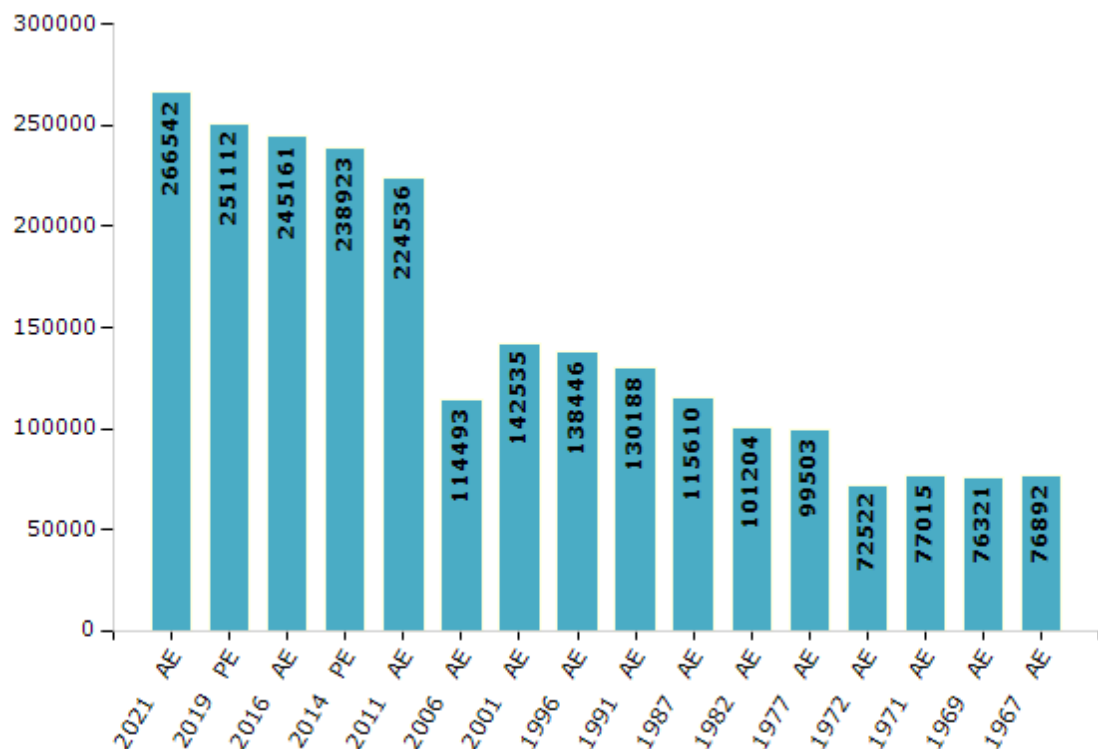


Electoral Features

Electors by Male & Female

Year	Male	Female	Others	Total	Year	Male	Female	Others	Total
2021 AE	139314	127227	1	266542	1991 AE	69249	60939	-	130188
2019 PE	132825	118287	0	251112	1987 AE	61284	54326	-	115610
2016 AE	130777	114384	0	245161	1982 AE	58868	42336	-	101204
2014 PE	129286	109637	0	238923	1977 AE	52373	47130	-	99503
2011 AE	123585	100951	0	224536	1972 AE	39724	32798	-	72522
2009 PE	-	-	-	-	1971 AE	46184	30831	-	77015
2006 AE	63113	51380	-	114493	1969 AE	45793	30528	-	76321
2004 PE	-	-	-	-	1967 AE	-	-	-	76892
2001 AE	79942	62593	-	142535	1962 AE	-	-	-	-
1999 PE	-	-	-	-	1957 AE	-	-	-	-
1996 AE	78232	60214	-	138446	1952 AE	-	-	-	-

Number of Electors



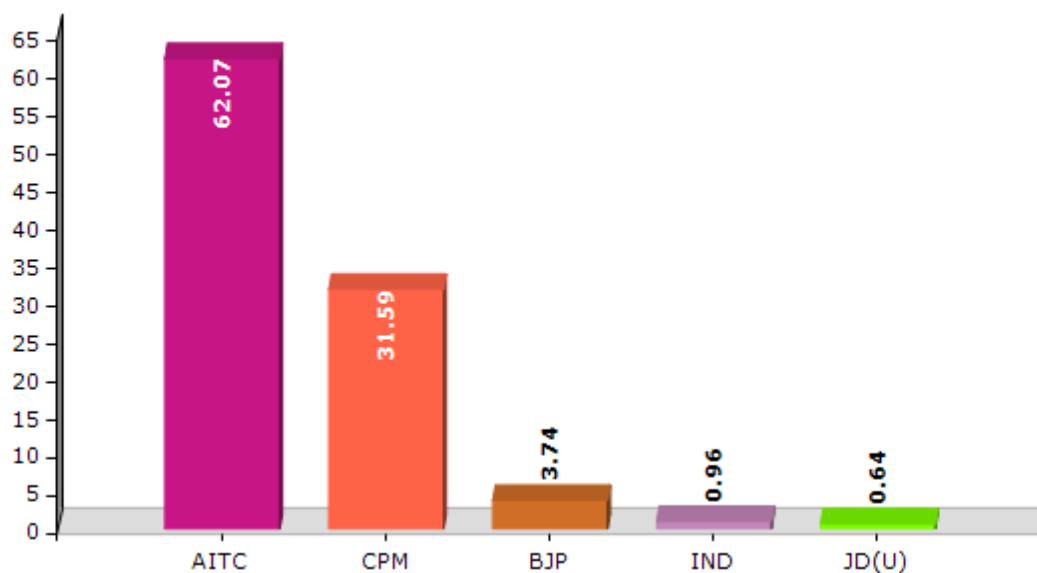
Note : AE : Assembly Election, PE : Assembly Segment of Parliamentary Election

Historical Summary Election Results

Summary Result of Assembly Election - 2011

Candidate Name	Party	Votes	Votes %
Arup Roy(Apu)	AITC	103184	62.07
Arup Ray(Tukun)	CPM	52514	31.59
Mousumi Biswas	BJP	6223	3.74
Sunil Dalui	IND	1594	0.96
Vikram Singh Grewal	JD(U)	1071	0.64
Shibchandra Ram	BSP	690	0.42
Sujit Roy	IND	658	0.4
Pratap Banerjee	IND	308	0.19

Votes Percentage of Top Parties - 2011



Polling Station Level Election Results

Number and Name of Polling Stations (PS) (2016)

Number of Polling Stations	Name of Polling Stations	Number of Polling Stations	Name of Polling Stations
1	Sri Maha Durga Jaiswal Vidyalaya Room-No.1	22	Muslim High Schoolroom-No.8
2	Sri Maha Durga Jaiswal Vidyalaya Room-No.2	23	Muslim High Schoolroom-No.9
3	Sri Maha Durga Jaiswal Vidyalaya Room-No- 3	24	Howrah I.R. Belilious Institution Room-No.1
4	Sri Maha Durga Jaiswal Vidyalaya Room-No.4	25	Howrah I.R. Belilious Institution Room-No.2
5	Sayed Ahmed Highschool	26	Howrah I.R. Belilious Institution Room-No.3
6	Sayed Ahmed Highschool	27	Howrah I.R. Belilious Institution Room-No.4
7	Ansarul Oloom U.P.Schoolroom-No.1	28	Howrah I.R. Belilious Institution Room-No.5
8	Nezamia U.P.Schoolroom-No.1	29	Howrah I.R. Belilious Institution Room-No.6
9	Shyama Govt. Sponsored U.P.F.P Schoolroom-No.1	30	Howrah I.R. Belilious Institution Room-No.7
10	Shyama Govt. Sponsored U.P.F.P Schoolroom-No 2	31	Tikiapara M.C.F.P.Schoolroom-No.1
11	Shyama Govt. Sponsored U.P.F.P Schoolroom-No 3	32	Tikiapara M.C.F.P.Schoolroom-No.2
12	Howrah Modernschoolroom-No.1	33	Tikiapara M.C.F.P.Schoolroom-No.3
13	Howrah Modernschoolroom-No 2	34	Howrah Sangha Adarsha Balika Vidyalayaroom-No.1
14	Howrah Modernschoolroom-No 3	35	Howrah Sangha Adarsha Balika Vidyalayaroom-No.2
15	Muslim Highschool, Room-No.1	36	Howrah Sangha Adarsha Balika Vidyalayaroom-No.3
16	Muslim High Schoolroom-No.2	37	Howrah Sangha Adarsha Balika Vidyalayaroom-No.4
17	Muslim High Schoolroom-No. 3	38	Howrah Sangha Adarsha Balika Vidyalayaroom-No.5
18	Muslim High Schoolroom-No.4	39	Howrah Sangha Adarsha Balika Vidyalayaroom-No.6
19	Muslim High Schoolroom-No.5	40	Madhya Howrah Sikshyalay Room-No.1
20	Muslim High Schoolroom-No.6	41	Madhya Howrah Sikshyalay Room-No.2
21	Muslim High Schoolroom-No.7	42	Phanindra Nath Kindergarten Home Room-No.1

Contd....

Polling Station Level Election Results

Polling Station-wise Votes Secured by Overall Top Five Parties in Howrah Madhya Assembly in Assembly Election (AE) under Howrah Parliamentary Constituency in West Bengal (2016)

Number of Polling Station	Winner - Arup Roy (Apu) (AITC)	Runner-up - Amitabha Dutta (JD(U))	3rd - Sanjay Singh (BJP)	4th - Soumitra Sengupta (SUCI)	5th - Jawahar Lal Pasi (BSP)	NOTA	Other	Total Votes Secured
36	339	196	134	3	1	14	14	701
37	410	177	98	9	5	18	12	729
38	428	184	119	6	3	14	11	765
39	211	130	141	6	5	9	9	511
40	189	80	177	5	5	14	12	482
41	232	100	89	2	4	14	9	450
42	156	69	155	1	3	6	5	395
43	190	90	98	4	6	23	6	417
44	160	26	236	0	0	3	3	428
45	179	51	269	2	3	11	13	528
46	136	41	239	0	2	0	9	427
47	116	26	248	1	2	8	4	405
48	204	39	349	3	3	8	4	610
49	226	140	164	4	3	9	17	563
50	198	77	218	2	2	10	6	513
51	203	50	319	1	5	9	23	610
52	154	66	161	0	3	15	6	405
53	119	123	165	1	1	11	2	422
54	234	82	69	3	3	12	4	407
55	226	113	217	5	1	7	7	576
56	233	77	125	6	3	9	6	459
57	148	82	82	0	2	5	3	322
58	359	196	105	5	3	26	8	702
59	288	117	88	3	7	18	11	532
60	290	141	84	1	2	11	4	533
61	160	91	82	3	3	9	8	356
62	153	40	63	3	2	8	0	269
63	335	155	132	6	6	15	9	658
64	163	72	125	2	3	10	11	386
65	220	107	154	5	8	12	10	516
66	154	58	81	1	1	10	4	309
67	189	38	150	0	0	7	4	388
68	308	118	91	1	8	14	9	549
69	260	171	59	7	7	19	2	525
70	98	29	123	1	0	5	4	260

Contd....

Polling Station Level Election Results

Winner, Runner-up and 3rd Party Position & Winning Margin According to Polling Stations in Howrah Madhya Assembly in Assembly Election (AE) under Howrah Parliamentary Constituency in West Bengal (2016)

Polling Station Number	Winner Party	Winner Votes (%)	Runner-up Party	Runner-up Votes (%)	Winning Margin Votes (%)	Third Party	Third Party Votes (%)	Other Votes (%)
75	AITC	403 (48.15)	JD(U)	268 (32.02)	135 (16.13)	BJP	119 (14.22)	47 (5.62)
76	AITC	262 (58.61)	JD(U)	129 (28.86)	133 (29.75)	BJP	40 (8.95)	16 (3.58)
77	AITC	391 (61)	JD(U)	157 (24.49)	234 (36.51)	BJP	61 (9.52)	32 (4.99)
78	AITC	433 (62.12)	JD(U)	162 (23.24)	271 (38.88)	BJP	71 (10.19)	31 (4.45)
79	AITC	409 (59.1)	JD(U)	198 (28.61)	211 (30.49)	BJP	43 (6.21)	42 (6.07)
80	AITC	436 (55.9)	JD(U)	230 (29.49)	206 (26.41)	BJP	75 (9.62)	39 (5)
81	AITC	258 (51.19)	JD(U)	147 (29.17)	111 (22.02)	BJP	75 (14.88)	24 (4.76)
82	AITC	200 (40.82)	JD(U)	190 (38.78)	10 (2.04)	BJP	69 (14.08)	31 (6.33)
83	AITC	222 (48.26)	JD(U)	164 (35.65)	58 (12.61)	BJP	43 (9.35)	31 (6.74)
84	AITC	365 (59.84)	JD(U)	137 (22.46)	228 (37.38)	BJP	66 (10.82)	42 (6.89)
85	AITC	141 (51.46)	JD(U)	77 (28.1)	64 (23.36)	BJP	42 (15.33)	14 (5.11)
86	AITC	293 (48.91)	JD(U)	151 (25.21)	142 (23.7)	BJP	120 (20.03)	35 (5.84)
87	AITC	323 (40.32)	JD(U)	268 (33.46)	55 (6.86)	BJP	150 (18.73)	60 (7.49)
88	BJP	241 (43.82)	AITC	197 (35.82)	44 (8)	JD(U)	78 (14.18)	34 (6.18)
89	AITC	312 (48.15)	BJP	254 (39.2)	58 (8.95)	JD(U)	54 (8.33)	28 (4.32)
90	AITC	195 (43.05)	BJP	182 (40.18)	13 (2.87)	JD(U)	63 (13.91)	13 (2.87)
91	AITC	186 (42.76)	BJP	178 (40.92)	8 (1.84)	JD(U)	57 (13.1)	14 (3.22)
92	AITC	157 (39.75)	BJP	116 (29.37)	41 (10.38)	JD(U)	97 (24.56)	25 (6.33)
93	BJP	344 (62.66)	AITC	140 (25.5)	204 (37.16)	JD(U)	51 (9.29)	14 (2.55)
94	BJP	195 (46.21)	AITC	156 (36.97)	39 (9.24)	JD(U)	52 (12.32)	19 (4.5)
95	AITC	340 (46.9)	JD(U)	217 (29.93)	123 (16.97)	BJP	124 (17.1)	44 (6.07)
96	BJP	262 (45.64)	AITC	204 (35.54)	58 (10.1)	JD(U)	58 (10.1)	50 (8.71)
97	AITC	178 (53.29)	BJP	71 (21.26)	107 (32.03)	JD(U)	59 (17.66)	26 (7.78)
98	AITC	223 (48.69)	BJP	156 (34.06)	67 (14.63)	JD(U)	48 (10.48)	31 (6.77)
99	BJP	280 (51.47)	AITC	205 (37.68)	75 (13.79)	JD(U)	33 (6.07)	26 (4.78)
100	AITC	169 (39.03)	BJP	160 (36.95)	9 (2.08)	JD(U)	76 (17.55)	28 (6.47)
101	AITC	275 (57.17)	BJP	152 (31.6)	123 (25.57)	JD(U)	23 (4.78)	31 (6.44)
102	AITC	179 (47.99)	BJP	124 (33.24)	55 (14.75)	JD(U)	45 (12.06)	25 (6.7)
103	AITC	246 (46.07)	BJP	207 (38.76)	39 (7.31)	JD(U)	53 (9.93)	28 (5.24)
104	BJP	219 (46.9)	AITC	184 (39.4)	35 (7.5)	JD(U)	43 (9.21)	21 (4.5)
105	AITC	232 (51.9)	BJP	180 (40.27)	52 (11.63)	JD(U)	22 (4.92)	13 (2.91)
106	BJP	225 (48.6)	AITC	191 (41.25)	34 (7.35)	JD(U)	33 (7.13)	14 (3.02)
107	BJP	307 (57.49)	AITC	181 (33.9)	126 (23.59)	JD(U)	28 (5.24)	18 (3.37)
108	BJP	368 (60.13)	AITC	188 (30.72)	180 (29.41)	JD(U)	35 (5.72)	21 (3.43)
109	BJP	244 (45.95)	AITC	194 (36.53)	50 (9.42)	JD(U)	77 (14.5)	16 (3.01)
110	BJP	218 (57.67)	AITC	134 (35.45)	84 (22.22)	JD(U)	19 (5.03)	7 (1.85)
111	BJP	272 (55.4)	AITC	190 (38.7)	82 (16.7)	JD(U)	16 (3.26)	13 (2.65)

Contd....

DISCLAIMER

The Terms of Use and Disclaimer of Datanet India Private Limited (hereinafter referred to as "Datanet") for use of this analysis report of **Howrah Madhya Assembly Constituency (Howrah Madhya Vidhan Sabha) :-**

1. **Assembly Factbook™** is a Registered Trade Mark owned by Datanet.
2. All the maps are sketched and graphical representation only and have not been drawn to the scale and also not to represent the actual geographical area or boundary of the unit.
3. The data for the aforesaid analysis is based on authentic sources and has been culled from the various publications of Census, CSO and NSSO for district and block level data, various central and state government departments, Central & State Elections Commissions and the concerned Returning Officers' releases, Electoral Rolls, Election results and allied publications, internal assessment, surveys, estimates and analysis. Therefore, certain adjustment of data at micro level may have been done to arrive closer to the macro data.
4. Data have been provided on an "As Is" and "As AVAILABLE" basis
5. The colours shown in the maps or diagram and charts of a particular party, alliance or AC are indicative and do not represent them.
6. This publication which includes maps, sheets, graphs and data would be the property under copyright of Datanet only. The user may use these for its internal study, analysis and research purposes. It's public display, re-selling or any commercial uses by the user are not allowed.
7. Datanet has taken due care and caution in compilation and processing of data and allied information, but does not guarantee the accuracy, adequacy or completeness of any information/analysis and will be not responsible for any errors or omissions or for the results obtained from the use of such information/analysis.
8. All the contents for the publication have been culled from various authentic sources and Datanet reasonably believes such sources to be reliable, but does not make any representations, express or implied as to the accuracy or fitness of use of such information. The information or contents of the information/analysis do not constitute advice and should not be relied upon in making (or refraining from making) any decision. Any reliance placed upon the information provided by Datanet is the sole responsibility and strictly at the user's risk.
9. In no event will Datanet be liable for any damages (including, without limitation, damages for loss of business projects, or loss of profits) arising in contract, tort or otherwise from the use of or inability to use any of its contents, or from any action taken (or refrained from being taken) as a result of using the analysis or any of its contents. Datanet its directors, owners, editors, officials, employees, distributor and agents or any associate will not be liable for any errors in the information contained or any consequences arising from the use of the contents of the provided information/analysis.
10. If any provision of these terms and conditions is held invalid or illegal or unenforceable for any reason by any court of competent jurisdiction, such provision shall be severed and the remainder of provisions of the terms and conditions shall continue in full force and effect as if the Term of Use had been executed with the invalid, illegal or unenforceable provision eliminated.
11. If there are any discrepancies in the information provided, please bring it to attention of Datanet for suitable rectification measures.

Buy Online This Complete Book At
Datanet India eBooks Store

www.indiastatpublications.com

or go directly at

[http://www.indiastatpublications.com/
Assembly_factbook/West_Bengal/Howrah/Howrah_Madhya](http://www.indiastatpublications.com/Assembly_factbook/West_Bengal/Howrah/Howrah_Madhya)

 **india**stat**elections**

