



West Bengal

# Assembly Factbook™

Shibpur Assembly Constituency



Key Electoral Data of Shibpur  
Assembly Constituency (Vidhan Sabha)

West Bengal  
**Assembly Factbook**<sup>TM</sup>  
Shibpur Assembly Constituency



Shibpur Vidhan Sabha

## **Editor & Director**

Dr. R.K. Thukral

## **Research Editor**

Dr. Shafeeq Rahman

## **Compiled, Researched and Published by Datanet India Pvt. Ltd.**

D-100, 1st Floor,

Okhla Industrial Area, Phase-I,  
New Delhi- 110020.

Ph.: 91-11- 43580781-84

Email : support@indiastatpublications.com

Website : www.indiastatelections.com

## **Online Book Store :**

www.indiastatpublications.com

**Report No. :** AFB/WB-172-0125

**ISBN :** 978-93-5293-840-7

**First Edition :** January, 2018

**Eighth Updated Edition :** January, 2025

**Price :** Rs. 11500/-

US\$ 310

## **© Datanet India Pvt. Ltd.**

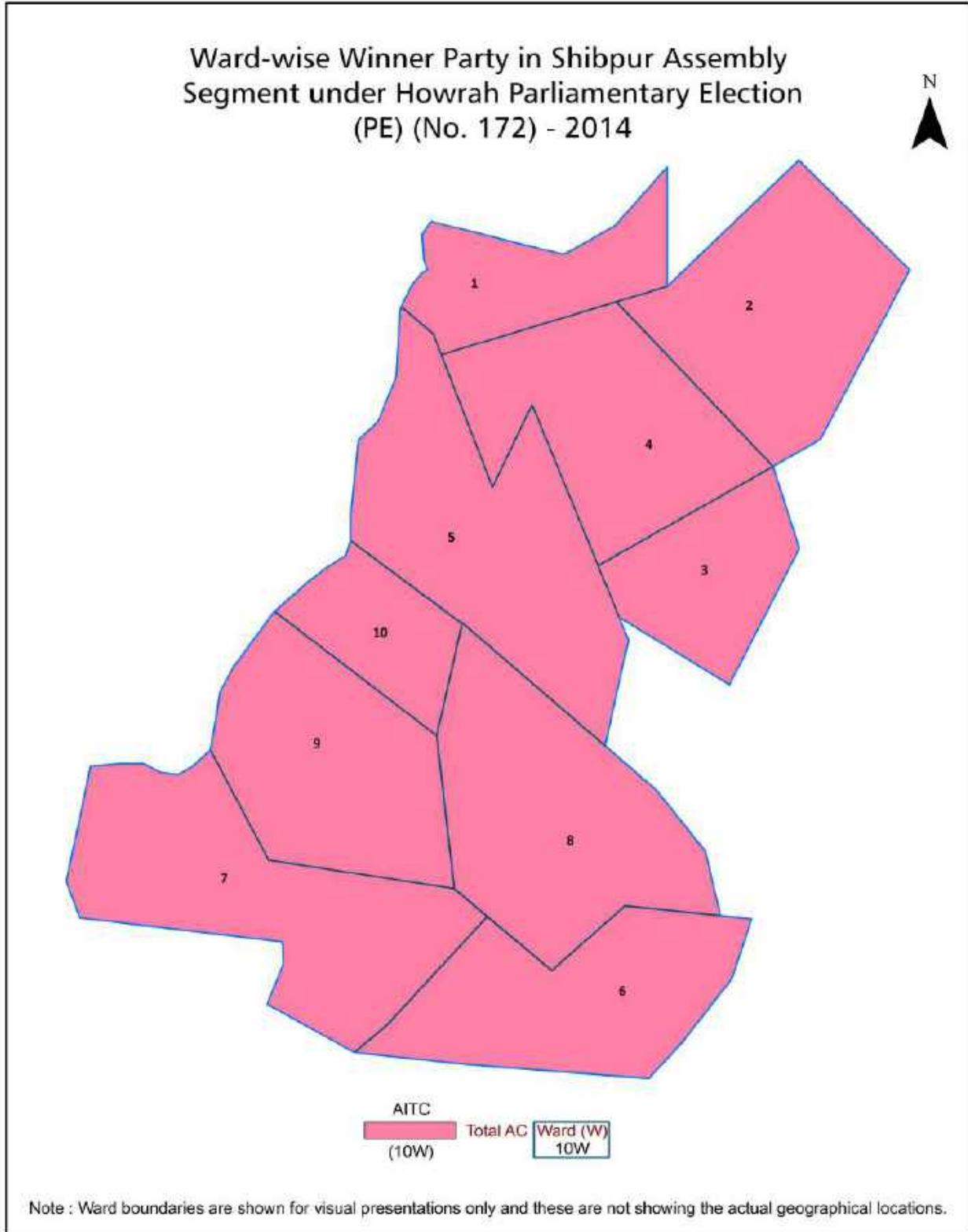
All rights reserved. No part of this book may be reproduced, stored in a retrieval system or transmitted in any form or by any means, mechanical photocopying, photographing, scanning, recording or otherwise without the prior written permission of the publisher. Please refer to Disclaimer at page no. 119 for the use of this publication.

Printed in India

## Contents

No.	Particulars	Page No.
	<b>Introduction</b>	
1	Assembly Constituency - (Vidhan Sabha) at a Glance   Features of Assembly as per Delimitation Commission of India (2008)	1-2
	<b>Location and Political Maps</b>	
2	Location Map   Boundaries of Assembly Constituency - (Vidhan Sabha in District   Boundaries of Assembly Constituency under Parliamentary Constituency - (Lok Sabha)   Ward-wise Winner Parties- 2024, 2021, 2019, 2014, 2011 and 2009	3-10
	<b>Administrative Setup (2011)</b>	
3	District   Sub-district   Towns   Villages   Inhabited Villages   Uninhabited Villages   Village Panchayat   Intermediate Panchayat	11
	<b>Demographics (2011)</b>	
4	Population   Households   Rural/Urban Population   Ward by Population Size   Sex Ratio (Total & 0-6 Years)   Religious Population   Social Population   Literacy Rate	12
	<b>Electoral Features</b>	
5	Important Dates of Last Elections Held   Electors by Gender   Service Electors   Voters   Voters Turnout   Polling Stations & Average Number of Electors per Polling Station   Electors by Age Group   Present Elected Representatives	13-18
	<b>Historical Summary Election Results</b>	
6	Vote Share of Major Parties   Winning Margin (Number & Percentage   Polarity of Parties   Summary Result of Assembly Segment of Parliamentary Elections 2024, 2019, 2014, 2009, 2004 and 1999   Summary Result of Assembly Elections 2021, 2016, 2011, 2006, 2001, 1996, 1991, 1987, 1982, 1977, 1972, 1971, 1969 and 1967	19-41
	<b>Polling Station Level Election Results</b>	
7	Name and Number of Polling Station 2024, 2021, 2019, 2014, 2011 and 2009   Polling Station-wise Electors, Voters & Voters Turnout 2024, 2021, 2019, 2014, 2011 and 2009   Polling Station wise Elections Results 2024, 2021, 2019, 2014, 2011 and 2009	42-114
	<b>Share of Assembly Constituency</b>	
8	Share of Assembly Constituency - (Vidhan Sabha) in State, District and Parliamentary Constituency - (Lok Sabha)	115
9	<b>Abbreviation &amp; Sources</b>	117-118
10	<b>Disclaimer</b>	119

## Location & Political Map

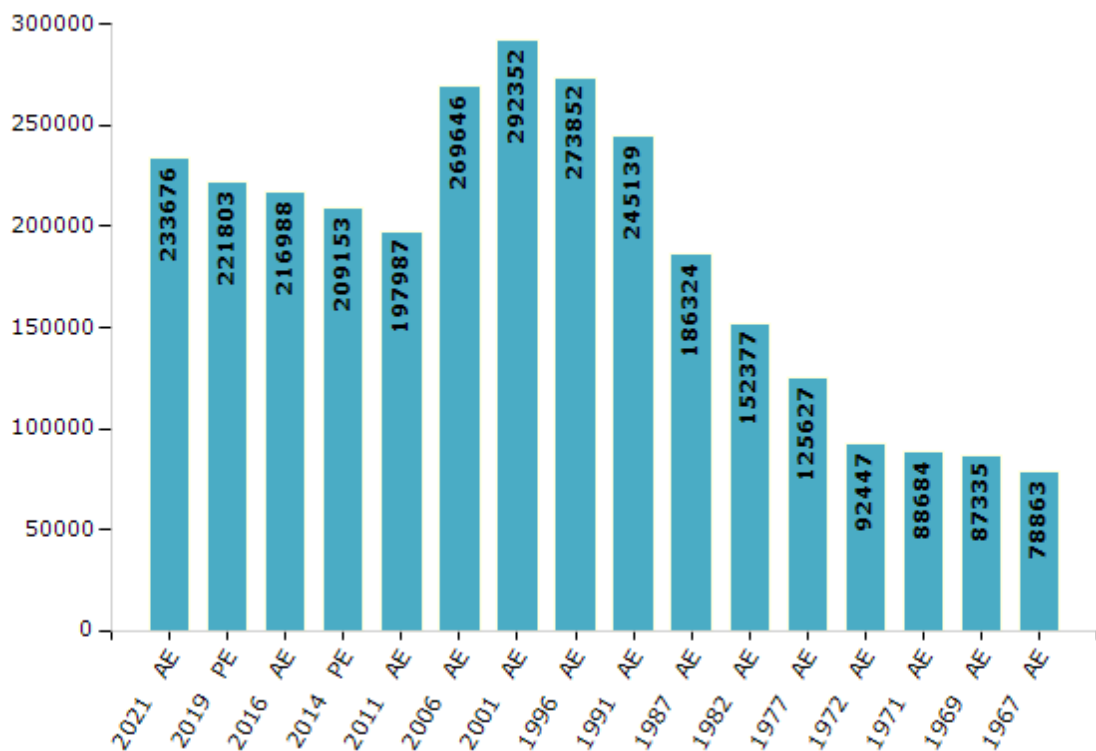


## Electoral Features

### Electors by Male & Female

Year	Male	Female	Others	Total	Year	Male	Female	Others	Total
2021 AE	117327	116342	7	233676	1991 AE	127876	117263	-	245139
2019 PE	112314	109485	4	221803	1987 AE	100811	85513	-	186324
2016 AE	110814	106172	2	216988	1982 AE	83954	68423	-	152377
2014 PE	108117	101035	1	209153	1977 AE	70054	55573	-	125627
2011 AE	103696	94291	0	197987	1972 AE	50852	41595	-	92447
2009 PE	-	-	-	-	1971 AE	48997	39687	-	88684
2006 AE	142468	127178	-	269646	1969 AE	52403	34932	-	87335
2004 PE	-	-	-	-	1967 AE	-	-	-	78863
2001 AE	157062	135290	-	292352	1962 AE	-	-	-	-
1999 PE	-	-	-	-	1957 AE	-	-	-	-
1996 AE	148459	125393	-	273852	1952 AE	-	-	-	-

Number of Electors



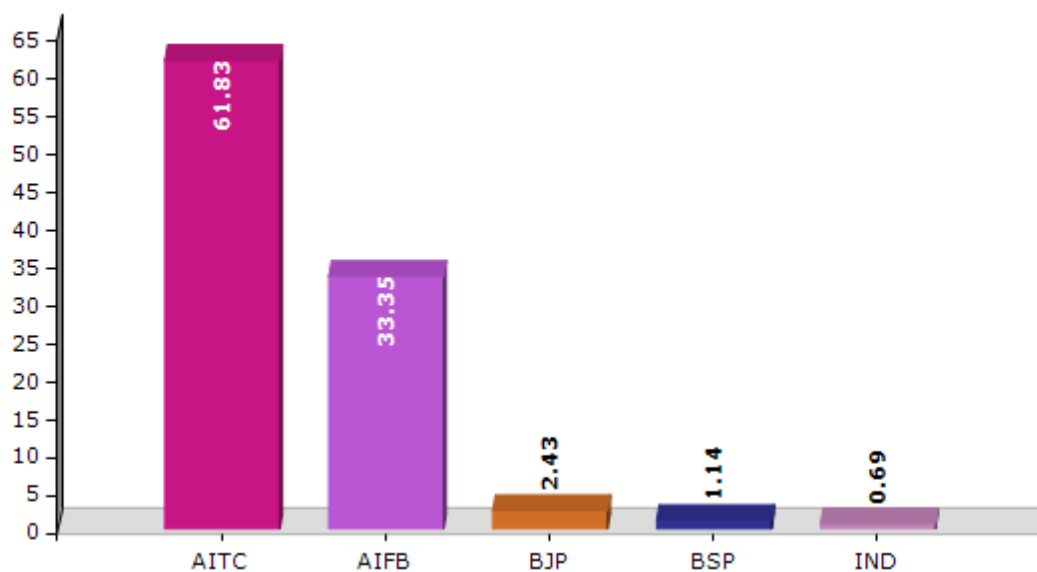
Note : AE : Assembly Election, PE : Assembly Segment of Parliamentary Election

## Historical Summary Election Results

### Summary Result of Assembly Election - 2011

Candidate Name	Party	Votes	Votes %
Jatu Lahiri	AITC	100739	61.83
Jagannath Bhattacharyya	AIFB	54335	33.35
Prabir Ray	BJP	3967	2.43
Ali Asgar	BSP	1850	1.14
Bidyut Rakshit	IND	1119	0.69
Anup Chowdhury	IND	913	0.56

Votes Percentage of Top Parties - 2011



## Polling Station Level Election Results

### Number and Name of Polling Stations (PS) (2011)

Number of Polling Stations	Name of Polling Stations	Number of Polling Stations	Name of Polling Stations
1	Hemnagar Hemchandra Smriti Bidyamandir ,Room - 2	13	Kona Girls Primary School ,Room - 3
2	Hemnagar Hemchandra Smriti Bidyamandir ,Room - 2	14	Balitikuri Rabindra Bidyamandir ,Room - 1
2A	Hemnagar Hemchandra Smriti Bidyamandir ,Room - 3	15	Balitikuri Rabindra Bidyamandir ,Room - 1
3	Saudamini G S F P School ,Room - 1	15A	Balitikuri Rabindra Bidyamandir ,Room - 2
4	Saudamini G S F P School ,Room - 1	16	Central Injih Training Junior Basic School ,Room - 1
4A	Kona High School ( Sanlagna Bari ) ,Room - 1	17	Central Injih Training Junior Basic School ,Room - 1
5	Kona High School ( Sanlagna Bari ) ,Room - 2	17A	Central Injih Training Junior Basic School ,Room - 2
6	Kona High School ( Sanlagna Bari ) ,Room - 2	18	Central Injih Training Junior Basic School ,Room - 2
6A	Kona High School ( Sanlagna Bari ) ,Room - 2	18A	Central Injih Training Junior Basic School ,Room - 3
6B	Kona High School ( Sanlagna Bari ) ,Room - 3	19	Balitikuri Naskar Para Primary School ,Room - 1
7	Kona High School ( Sanlagna Bari ) ,Room - 3	20	Balitikuri Naskar Para Primary School ,Room - 2
7A	Kona High School ,Room - 1	21	Balitikuri Naskar Para Primary School ,Room - 3
8	Kona High School ,Room - 1	22	Rajkumari Balika Bidyalaya ,Room - 1
8A	Kona High School ,Room - 2	23	Rajkumari Balika Bidyalaya ,Room - 1
9	Kona High School ,Room - 2	23A	Rajkumari Balika Bidyalaya ,Room - 2
9A	Kona High School ,Room - 3	24	Rajkumari Balika Bidyalaya ,Room - 2
10	Kona High School ,Room - 3	24A	Bamun Para F . P . School ,Room - 1
10A	Kona High School ,Room - 4	25	Bamun Para F . P . School ,Room - 2
11	Kona Girls Primary School ,Room - 1	26	Balitikuri Sadharan Pathagar ,Room - 1
12	Kona Girls Primary School ,Room - 1	27	Balitikuri Sadharan Pathagar ,Room - 1
12A	Kona Girls Primary School ,Room - 2	27A	Sabuj Sangha Kindar Garten ,Room - 1

Contd....



## Polling Station Level Election Results

### Polling Station-wise Votes Secured by Overall Top Five Parties in Shibpur Assembly in Assembly Election (AE) under Howrah Parliamentary Constituency in West Bengal (2011)

Number of Polling Station	Winner - Jatu Lahiri (AITC)	Runner-up - Jagannath Bhattacharyya (AIFB)	3rd - Prabir Ray (BJP)	4th - Ali Asgar (BSP)	5th - Bidyut Rakshit (IND)	Other	Total Votes Secured
23A	408	287	21	13	17	7	753
24	360	184	14	10	9	6	583
24A	316	148	9	6	4	2	485
25	573	234	16	5	5	2	835
26	469	315	14	10	4	5	817
27	438	220	12	10	4	4	688
27A	407	207	13	6	4	2	639
28	324	195	16	8	1	4	548
28A	309	200	11	6	2	3	531
29	403	173	12	7	3	1	599
29A	361	200	12	6	1	2	582
30	490	225	10	5	2	2	734
31	509	202	26	11	4	4	756
31A	254	318	24	30	28	10	664
32	330	447	40	31	15	15	878
33	450	278	21	12	6	7	774
33A	445	234	33	19	6	9	746
34	517	370	18	17	6	8	936
35	157	397	8	12	4	5	583
35A	202	320	9	2	4	5	542
36	537	397	9	13	4	5	965
37	361	355	21	6	1	5	749
38	382	261	15	8	5	4	675
38A	275	247	20	11	8	7	568
39	412	155	11	5	2	1	586
39A	364	196	9	3	3	2	577
40	397	168	23	8	2	6	604
40A	345	166	15	3	1	6	536
41	481	282	20	9	11	2	805
41A	369	291	8	6	3	6	683
42	393	326	7	5	6	4	741
42A	371	291	17	5	4	9	697
43	513	258	16	6	10	10	813
44	239	212	11	3	1	2	468
45	171	80	6	1	1	0	259

Contd....

## Polling Station Level Election Results

### Winner, Runner-up and 3rd Party Position & Winning Margin According to Polling Stations in Shibpur Assembly in Assembly Election (AE) under Howrah Parliamentary Constituency in West Bengal (2011)

Polling Station Number	Winner Party	Winner Votes (%)	Runner-up Party	Runner-up Votes (%)	Winning Margin Votes (%)	Third Party	Third Party Votes (%)	Other Votes (%)
46	AITC	564 (65.13)	AIFB	270 (31.18)	294 (33.95)	BJP	15 (1.73)	17 (1.96)
47	AITC	453 (66.91)	AIFB	207 (30.58)	246 (36.33)	BJP	8 (1.18)	9 (1.33)
48	AITC	490 (72.92)	AIFB	151 (22.47)	339 (50.45)	BJP	16 (2.38)	15 (2.23)
48A	AITC	529 (72.07)	AIFB	175 (23.84)	354 (48.23)	BJP	14 (1.91)	16 (2.18)
49	AITC	372 (61.69)	AIFB	220 (36.48)	152 (25.21)	BJP	6 (1)	5 (0.83)
49A	AITC	270 (51.33)	AIFB	239 (45.44)	31 (5.89)	BJP	9 (1.71)	8 (1.52)
50	AITC	416 (72.35)	AIFB	146 (25.39)	270 (46.96)	BJP	9 (1.57)	4 (0.7)
50A	AITC	333 (75)	AIFB	93 (20.95)	240 (54.05)	BJP	11 (2.48)	7 (1.58)
51	AITC	311 (54.66)	AIFB	232 (40.77)	79 (13.89)	BJP	12 (2.11)	14 (2.46)
51A	AITC	346 (64.92)	AIFB	163 (30.58)	183 (34.34)	BJP	21 (3.94)	3 (0.56)
52	AITC	380 (58.02)	AIFB	248 (37.86)	132 (20.16)	BJP	16 (2.44)	11 (1.68)
52A	AITC	294 (55.06)	AIFB	212 (39.7)	82 (15.36)	BJP	11 (2.06)	17 (3.18)
53	AITC	313 (63.49)	AIFB	158 (32.05)	155 (31.44)	BJP	13 (2.64)	9 (1.83)
53A	AITC	291 (69.62)	AIFB	106 (25.36)	185 (44.26)	BJP	12 (2.87)	9 (2.15)
54	AITC	443 (57.98)	AIFB	278 (36.39)	165 (21.59)	BJP	21 (2.75)	22 (2.88)
55	AITC	446 (63.44)	AIFB	230 (32.72)	216 (30.72)	BJP	15 (2.13)	12 (1.71)
56	AITC	595 (64.89)	AIFB	286 (31.19)	309 (33.7)	BJP	24 (2.62)	12 (1.31)
57	AITC	535 (57.84)	AIFB	355 (38.38)	180 (19.46)	BJP	16 (1.73)	19 (2.05)
58	AITC	499 (62.61)	AIFB	263 (33)	236 (29.61)	BJP	15 (1.88)	20 (2.51)
59	AITC	305 (60.88)	AIFB	174 (34.73)	131 (26.15)	BJP	12 (2.4)	10 (2)
59A	AITC	303 (62.09)	AIFB	177 (36.27)	126 (25.82)	BJP	4 (0.82)	4 (0.82)
60	AITC	292 (58.17)	AIFB	168 (33.47)	124 (24.7)	BJP	19 (3.78)	23 (4.58)
61	AITC	328 (53.33)	AIFB	195 (31.71)	133 (21.62)	BJP	55 (8.94)	37 (6.02)
62	AITC	371 (62.88)	AIFB	138 (23.39)	233 (39.49)	BJP	43 (7.29)	38 (6.44)
63	AITC	657 (70.87)	AIFB	234 (25.24)	423 (45.63)	BJP	21 (2.27)	15 (1.62)
64	AITC	658 (70.68)	AIFB	236 (25.35)	422 (45.33)	BJP	20 (2.15)	17 (1.83)
65	AITC	660 (82.81)	AIFB	104 (13.05)	556 (69.76)	BJP	21 (2.63)	12 (1.51)
66	AITC	461 (67.6)	AIFB	183 (26.83)	278 (40.77)	BJP	20 (2.93)	18 (2.64)
67	AITC	471 (75.85)	AIFB	131 (21.1)	340 (54.75)	BJP	8 (1.29)	11 (1.77)
68	AITC	668 (71.06)	AIFB	235 (25)	433 (46.06)	BJP	22 (2.34)	15 (1.6)
69	AITC	551 (66.39)	AIFB	258 (31.08)	293 (35.31)	BJP	10 (1.2)	11 (1.33)
70	AITC	292 (60.46)	AIFB	174 (36.02)	118 (24.44)	BJP	9 (1.86)	8 (1.66)
70A	AITC	427 (69.21)	AIFB	170 (27.55)	257 (41.66)	BJP	10 (1.62)	10 (1.62)
71	AITC	464 (66.67)	AIFB	202 (29.02)	262 (37.65)	BJP	19 (2.73)	11 (1.58)
72	AITC	578 (60.4)	AIFB	334 (34.9)	244 (25.5)	BJP	22 (2.3)	23 (2.4)

Contd....

## DISCLAIMER

The Terms of Use and Disclaimer of Datanet India Private Limited (hereinafter referred to as "Datanet") for use of this analysis report of **Shibpur Assembly Constituency (Shibpur Vidhan Sabha)** :-

1. **Assembly Factbook™** is a Registered Trade Mark owned by Datanet.
2. All the maps are sketched and graphical representation only and have not been drawn to the scale and also not to represent the actual geographical area or boundary of the unit.
3. The data for the aforesaid analysis is based on authentic sources and has been culled from the various publications of Census, CSO and NSSO for district and block level data, various central and state government departments, Central & State Elections Commissions and the concerned Returning Officers' releases, Electoral Rolls, Election results and allied publications, internal assessment, surveys, estimates and analysis. Therefore, certain adjustment of data at micro level may have been done to arrive closer to the macro data.
4. Data have been provided on an "As Is" and "As AVAILABLE" basis
5. The colours shown in the maps or diagram and charts of a particular party, alliance or AC are indicative and do not represent them.
6. This publication which includes maps, sheets, graphs and data would be the property under copyright of Datanet only. The user may use these for its internal study, analysis and research purposes. It's public display, re-selling or any commercial uses by the user are not allowed.
7. Datanet has taken due care and caution in compilation and processing of data and allied information, but does not guarantee the accuracy, adequacy or completeness of any information/analysis and will be not responsible for any errors or omissions or for the results obtained from the use of such information/analysis.
8. All the contents for the publication have been culled from various authentic sources and Datanet reasonably believes such sources to be reliable, but does not make any representations, express or implied as to the accuracy or fitness of use of such information. The information or contents of the information/analysis do not constitute advice and should not be relied upon in making (or refraining from making) any decision. Any reliance placed upon the information provided by Datanet is the sole responsibility and strictly at the user's risk.
9. In no event will Datanet be liable for any damages (including, without limitation, damages for loss of business projects, or loss of profits) arising in contract, tort or otherwise from the use of or inability to use any of its contents, or from any action taken (or refrained from being taken) as a result of using the analysis or any of its contents. Datanet its directors, owners, editors, officials, employees, distributor and agents or any associate will not be liable for any errors in the information contained or any consequences arising from the use of the contents of the provided information/analysis.
10. If any provision of these terms and conditions is held invalid or illegal or unenforceable for any reason by any court of competent jurisdiction, such provision shall be severed and the remainder of provisions of the terms and conditions shall continue in full force and effect as if the Term of Use had been executed with the invalid, illegal or unenforceable provision eliminated.
11. If there are any discrepancies in the information provided, please bring it to attention of Datanet for suitable rectification measures.

**Buy Online This Complete Book At**  
**Datanet India eBooks Store**

[www.indiastatpublications.com](http://www.indiastatpublications.com)

or go directly at

[http://www.indiastatpublications.com/  
Assembly\\_factbook/West\\_Bengal/Howrah/Shibpur](http://www.indiastatpublications.com/Assembly_factbook/West_Bengal/Howrah/Shibpur)

 **india**stat**elections**

