



West Bengal

Assembly Factbook™

Jadavpur Assembly Constituency



Key Electoral Data of Jadavpur
Assembly Constituency (Vidhan Sabha)

West Bengal
Assembly FactbookTM
Jadavpur Assembly Constituency



Jadavpur Vidhan Sabha

Editor & Director

Dr. R.K. Thukral

Research Editor

Dr. Shafeeq Rahman

**Compiled, Researched and Published by
Datanet India Pvt. Ltd.**

D-100, 1st Floor,

Okhla Industrial Area, Phase-I,
New Delhi- 110020.

Ph.: 91-11- 43580781-84

Email : support@indiastatpublications.com

Website : www.indiastatelections.com

Online Book Store :

www.indiastatpublications.com

Report No. : AFB/WB-150-0125

ISBN : 978-93-5293-675-5

First Edition : January, 2018

Eighth Updated Edition : January, 2025

Price : Rs. 11500/-

US\$ 310

© Datanet India Pvt. Ltd.

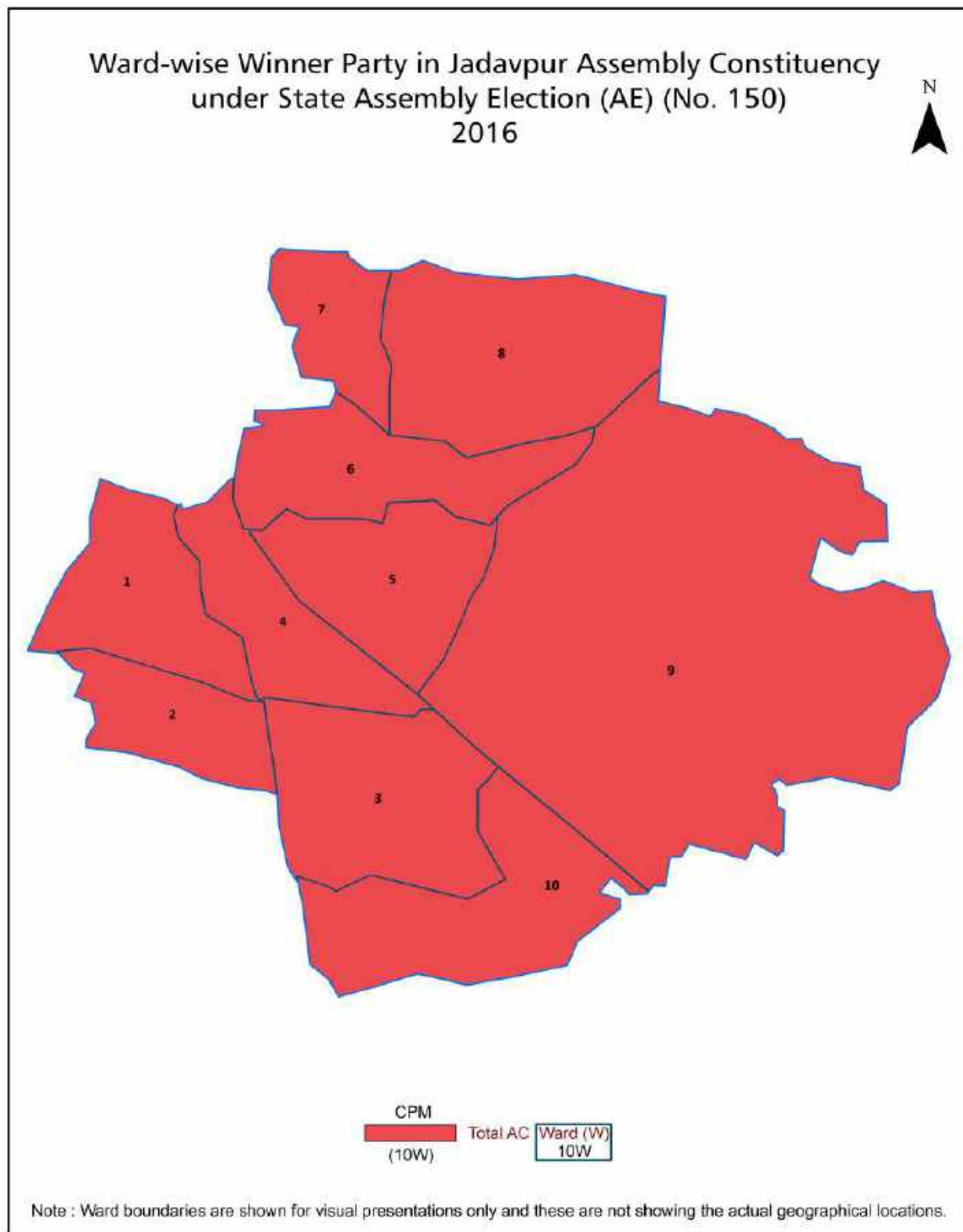
All rights reserved. No part of this book may be reproduced, stored in a retrieval system or transmitted in any form or by any means, mechanical photocopying, photographing, scanning, recording or otherwise without the prior written permission of the publisher. Please refer to Disclaimer at page no. 176 for the use of this publication.

Printed in India

Contents

No.	Particulars	Page No.
	Introduction	
1	Assembly Constituency - (Vidhan Sabha) at a Glance Features of Assembly as per Delimitation Commission of India (2008)	1-2
	Location and Political Maps	
2	Location Map Boundaries of Assembly Constituency - (Vidhan Sabha in District Boundaries of Assembly Constituency under Parliamentary Constituency - (Lok Sabha) Ward-wise Winner Parties- 2024, 2021, 2019, 2016, 2014, 2011 and 2009	3-10
	Administrative Setup (2011)	
3	District Sub-district Towns Villages Inhabited Villages Uninhabited Villages Village Panchayat Intermediate Panchayat	11
	Demographics (2011)	
4	Population Households Rural/Urban Population Ward by Population Size Sex Ratio (Total & 0-6 Years) Religious Population Social Population Literacy Rate	12-13
	Electoral Features	
5	Important Dates of Last Elections Held Electors by Gender Service Electors Voters Voters Turnout Polling Stations & Average Number of Electors per Polling Station Electors by Age Group Present Elected Representatives	14-19
	Historical Summary Election Results	
6	Vote Share of Major Parties Winning Margin (Number & Percentage Polarity of Parties Summary Result of Assembly Segment of Parliamentary Elections 2024, 2019, 2014, 2009, 2004 and 1999 Summary Result of Assembly Elections 2021, 2016, 2011, 2006, 2001, 1996, 1991, 1987, 1982, 1977, 1972, 1971, 1969 and 1967	20-42
	Polling Station Level Election Results	
7	Name and Number of Polling Station 2024, 2021, 2019, 2016, 2014, 2011 and 2009 Polling Station-wise Electors, Voters & Voters Turnout 2024, 2021, 2019, 2016, 2014, 2011 and 2009 Polling Station wise Elections Results 2024, 2021, 2019, 2016, 2014, 2011 and 2009	43-171
	Share of Assembly Constituency	
8	Share of Assembly Constituency - (Vidhan Sabha) in State, District and Parliamentary Constituency - (Lok Sabha)	172
9	Abbreviation & Sources	174-175
10	Disclaimer	176

Location & Political Map

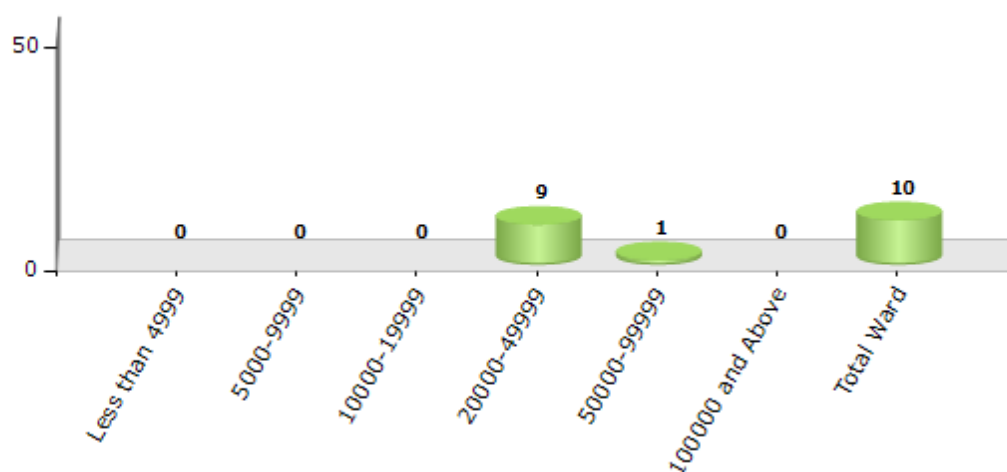


Demographics

Number of Ward by Population Size - 2011

Less than 4999	5000-9999	10000-19999	20000-49999	50000-99999	100000 and Above	Total Ward
0	0	0	9	1	0	10

Number of Ward by Population Size - 2011

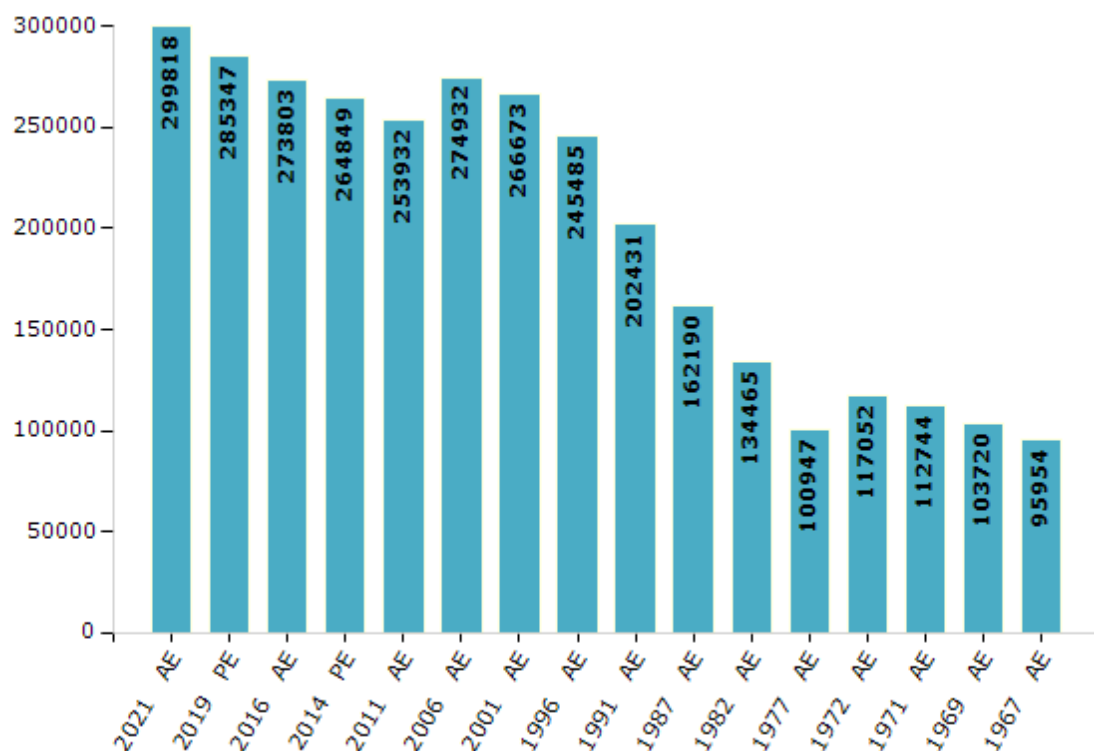


Electoral Features

Electors by Male & Female

Year	Male	Female	Others	Total	Year	Male	Female	Others	Total
2021 AE	145011	154803	4	299818	1991 AE	110786	91645	-	202431
2019 PE	138740	146602	5	285347	1987 AE	89216	72974	-	162190
2016 AE	133643	140158	2	273803	1982 AE	74569	59896	-	134465
2014 PE	130004	134843	2	264849	1977 AE	58214	42733	-	100947
2011 AE	125260	128672	0	253932	1972 AE	65750	51302	-	117052
2009 PE	-	-	-	-	1971 AE	57984	54760	-	112744
2006 AE	140280	134652	-	274932	1969 AE	58075	45645	-	103720
2004 PE	-	-	-	-	1967 AE	-	-	-	95954
2001 AE	137712	128961	-	266673	1962 AE	-	-	-	-
1999 PE	-	-	-	-	1957 AE	-	-	-	-
1996 AE	127634	117851	-	245485	1952 AE	-	-	-	-

Number of Electors



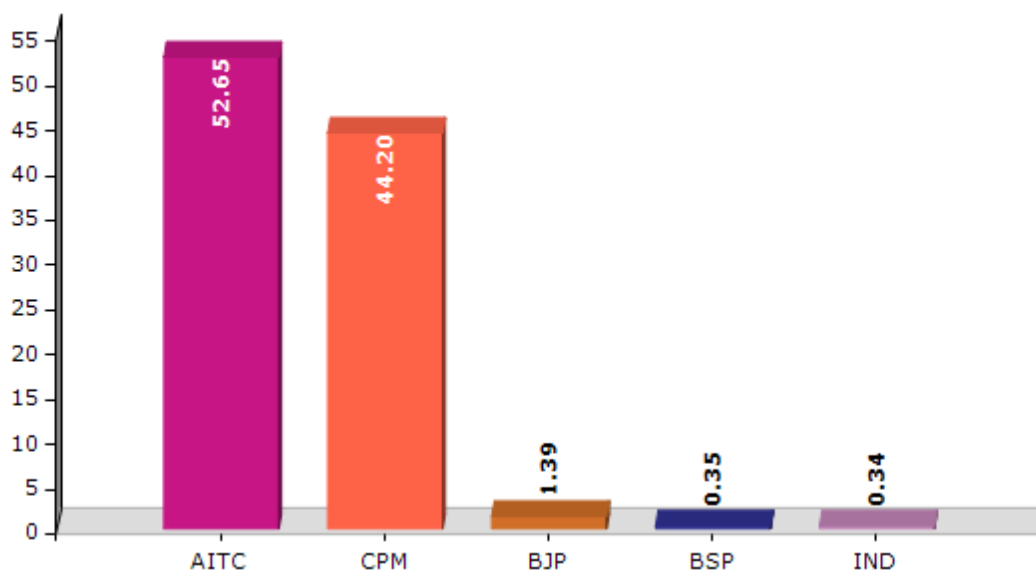
Note : AE : Assembly Election, PE : Assembly Segment of Parliamentary Election

Historical Summary Election Results

Summary Result of Assembly Election - 2011

Candidate Name	Party	Votes	Votes %
Manish Gupta	AITC	103972	52.65
Buddhadeb Bhattacharjee	CPM	87288	44.2
Dhonorjoy Mukherjee	BJP	2749	1.39
Rabindra Nath Choudhury	BSP	693	0.35
Siddhartha Bhattacharya	IND	678	0.34
Malay Tewari	CPI(ML)(L)	420	0.21
Prasenjit Roy	IND	389	0.2
Prabuddha Bhattacharya	IND	355	0.18
Samir Putatunda	PDS	342	0.17
Tapan Kumar Das	IND	158	0.08
Ashish Ghosh	IND	156	0.08
Debdatta Ghosh	IND	149	0.08
Swapan Kumar Mandal	RJNP	143	0.07

Votes Percentage of Top Parties - 2011



Polling Station Level Election Results

Number and Name of Polling Stations (PS) (2016)

Number of Polling Stations	Name of Polling Stations	Number of Polling Stations	Name of Polling Stations
1	Sharat Bose Vidyamandir	22	Kishalay Shiksha Sadan
2	Sharat Bose Vidyamandir	23	Kishalay Shiksha Sadan
3	Sharat Bose Vidyamandir	24	Haimabati Bani Niketan
4	Bidyadharapur Girls High School	25	Suchetanagar Balika Vidyalaya
5	Bidyadharapur Girls High School	26	Oxford House H.S. School
6	Bidyadharapur Girls High School	27	Oxford House H.S. School
7	Bidyadharapur F P School	28	Suchetanagar Balika Vidyalaya
8	Bidyadharapur F P School	29	Suchetanagar Balika Vidyalaya
9	Ashutosh Abaitanik Prathamik Vidyalay	30	Suchetanagar Balika Vidyalaya
10	Ashutosh Abaitanik Prathamik Vidyalay	31	Oxford House H.S. School
11	Haltu Girls High School	32	Oxford House H.S. School
12	Haltu Girls High School	33	Oxford House H.S. School
13	Haltu High School	34	Oxford House H.S. School
14	Haltu High School	35	Purbachal Prathamik Vidyalaya
15	Haltu High School	36	Purbachal Prathamik Vidyalaya
16	Haltu High School	37	Palli Unnayan Samiti
17	Shahid Nagar Vidyapith	38	Palli Unnayan Samiti
18	Shahid Nagar Vidyapith	39	Haltu Free Primary School (Nelinagar)
19	Shahid Nagar Vidyapith	40	Kalidasi Mitra Vidyalaya
20	Arya Vidyalaya High School	41	Kalidasi Mitra Vidyalaya
21	Arya Vidyalaya High School	42	Kalidasi Mitra Vidyalaya

Contd....

Polling Station Level Election Results

Polling Station-wise Votes Secured by Overall Top Five Parties in Jadavpur Assembly in Assembly Election (AE) under Jadavpur Parliamentary Constituency in West Bengal (2016)

Number of Polling Station	Winner - Sujan Chakraborty (CPM)	Runner-up - Manish Gupta (AITC)	3rd - Dr. Mohit Kumar Ray (BJP)	4th - Subhas Chandra Naskar (BSP)	5th - Shyamal Guha Majumdar (SUCI)	NOTA	Other	Total Votes Secured
36	210	145	38	0	0	7	0	400
37	433	296	68	2	0	21	7	827
38	264	185	66	1	2	10	5	533
39	371	384	51	5	5	16	7	839
40	390	281	51	3	3	15	10	753
41	310	207	34	4	1	9	6	571
42	410	390	74	3	4	22	6	909
43	352	308	65	3	1	10	12	751
44	438	348	64	5	1	18	12	886
45	209	243	34	3	0	6	6	501
46	235	168	17	0	0	3	5	428
47	341	304	52	3	4	13	14	731
48	328	282	44	4	1	15	10	684
49	241	359	38	1	1	18	7	665
50	226	242	47	1	2	6	7	531
51	324	346	55	6	3	17	12	763
52	258	225	72	3	3	8	3	572
53	267	244	52	3	1	8	8	583
54	259	177	34	1	3	9	3	486
55	378	355	60	1	2	13	23	832
56	293	360	65	6	3	17	15	759
57	226	188	32	5	3	8	9	471
58	230	228	38	0	1	5	5	507
59	337	306	59	5	0	17	7	731
60	251	249	59	4	0	16	0	579
61	119	198	28	0	0	3	0	348
62	282	237	39	2	1	15	4	580
63	320	277	61	3	3	18	3	685
64	241	376	63	4	3	17	7	711
65	313	250	58	3	4	18	3	649
66	316	236	52	3	1	11	5	624
67	170	250	34	1	0	5	3	463
68	348	337	66	2	3	17	0	773
69	325	369	69	5	4	26	2	800
70	329	262	45	2	5	13	4	660

Contd....

Polling Station Level Election Results

Winner, Runner-up and 3rd Party Position & Winning Margin According to Polling Stations in Jadavpur Assembly in Assembly Election (AE) under Jadavpur Parliamentary Constituency in West Bengal (2016)

Polling Station Number	Winner Party	Winner Votes (%)	Runner-up Party	Runner-up Votes (%)	Winning Margin Votes (%)	Third Party	Third Party Votes (%)	Other Votes (%)
75	CPM	223 (45.7)	AITC	205 (42.01)	18 (3.69)	BJP	43 (8.81)	17 (3.48)
76	CPM	344 (51.42)	AITC	270 (40.36)	74 (11.06)	BJP	42 (6.28)	13 (1.94)
77	AITC	238 (47.79)	CPM	188 (37.75)	50 (10.04)	BJP	51 (10.24)	21 (4.22)
78	CPM	254 (48.11)	AITC	211 (39.96)	43 (8.15)	BJP	48 (9.09)	15 (2.84)
79	AITC	267 (47.76)	CPM	210 (37.57)	57 (10.19)	BJP	51 (9.12)	31 (5.55)
80	CPM	397 (47.89)	AITC	360 (43.43)	37 (4.46)	BJP	47 (5.67)	25 (3.02)
81	CPM	375 (49.28)	AITC	311 (40.87)	64 (8.41)	BJP	43 (5.65)	32 (4.2)
82	CPM	227 (48.71)	AITC	168 (36.05)	59 (12.66)	BJP	58 (12.45)	13 (2.79)
83	CPM	232 (51.21)	AITC	167 (36.87)	65 (14.34)	BJP	32 (7.06)	22 (4.86)
84	CPM	214 (51.44)	AITC	156 (37.5)	58 (13.94)	BJP	34 (8.17)	12 (2.88)
85	AITC	284 (48.3)	CPM	239 (40.65)	45 (7.65)	BJP	49 (8.33)	16 (2.72)
86	AITC	334 (51.31)	CPM	254 (39.02)	80 (12.29)	BJP	41 (6.3)	22 (3.38)
87	CPM	333 (44.82)	AITC	302 (40.65)	31 (4.17)	BJP	77 (10.36)	31 (4.17)
88	CPM	378 (48.71)	AITC	325 (41.88)	53 (6.83)	BJP	41 (5.28)	32 (4.12)
89	CPM	240 (44.78)	AITC	230 (42.91)	10 (1.87)	BJP	47 (8.77)	19 (3.54)
90	CPM	348 (48.6)	AITC	282 (39.39)	66 (9.21)	BJP	61 (8.52)	25 (3.49)
91	AITC	383 (49.8)	CPM	299 (38.88)	84 (10.92)	BJP	53 (6.89)	34 (4.42)
92	AITC	244 (46.21)	CPM	241 (45.64)	3 (0.57)	BJP	26 (4.92)	17 (3.22)
93	CPM	257 (53.43)	AITC	176 (36.59)	81 (16.84)	BJP	23 (4.78)	25 (5.2)
94	CPM	349 (45.74)	AITC	344 (45.09)	5 (0.65)	BJP	36 (4.72)	34 (4.46)
95	CPM	285 (49.83)	AITC	227 (39.69)	58 (10.14)	BJP	36 (6.29)	24 (4.2)
96	CPM	272 (49.91)	AITC	223 (40.92)	49 (8.99)	BJP	39 (7.16)	11 (2.02)
97	AITC	391 (42.18)	CPM	376 (40.56)	15 (1.62)	BJP	121 (13.05)	39 (4.21)
98	CPM	352 (44.44)	AITC	340 (42.93)	12 (1.51)	BJP	73 (9.22)	27 (3.41)
99	AITC	373 (47.76)	CPM	298 (38.16)	75 (9.6)	BJP	70 (8.96)	40 (5.12)
100	AITC	236 (46.27)	CPM	222 (43.53)	14 (2.74)	BJP	38 (7.45)	14 (2.75)
101	AITC	356 (52.51)	CPM	232 (34.22)	124 (18.29)	BJP	59 (8.7)	31 (4.57)
102	CPM	232 (52.61)	AITC	150 (34.01)	82 (18.6)	BJP	41 (9.3)	18 (4.08)
103	CPM	385 (53.62)	AITC	267 (37.19)	118 (16.43)	BJP	43 (5.99)	23 (3.2)
104	AITC	385 (49.42)	CPM	336 (43.13)	49 (6.29)	BJP	39 (5.01)	19 (2.44)
105	CPM	316 (48.69)	AITC	275 (42.37)	41 (6.32)	BJP	23 (3.54)	35 (5.39)
106	CPM	111 (55.5)	AITC	75 (37.5)	36 (18)	BJP	4 (2)	10 (5)
107	AITC	282 (50.9)	CPM	220 (39.71)	62 (11.19)	BJP	36 (6.5)	16 (2.89)
108	AITC	229 (43.54)	CPM	228 (43.35)	1 (0.19)	BJP	48 (9.13)	21 (3.99)
109	CPM	307 (47.89)	AITC	254 (39.63)	53 (8.26)	BJP	46 (7.18)	34 (5.3)
110	AITC	240 (51.39)	CPM	186 (39.83)	54 (11.56)	BJP	27 (5.78)	14 (3)
111	AITC	434 (48.55)	CPM	390 (43.62)	44 (4.93)	BJP	43 (4.81)	27 (3.02)

Contd....

DISCLAIMER

The Terms of Use and Disclaimer of Datanet India Private Limited (hereinafter referred to as "Datanet") for use of this analysis report of **Jadavpur Assembly Constituency (Jadavpur Vidhan Sabha)** :-

1. **Assembly Factbook™** is a Registered Trade Mark owned by Datanet.
2. All the maps are sketched and graphical representation only and have not been drawn to the scale and also not to represent the actual geographical area or boundary of the unit.
3. The data for the aforesaid analysis is based on authentic sources and has been culled from the various publications of Census, CSO and NSSO for district and block level data, various central and state government departments, Central & State Elections Commissions and the concerned Returning Officers' releases, Electoral Rolls, Election results and allied publications, internal assessment, surveys, estimates and analysis. Therefore, certain adjustment of data at micro level may have been done to arrive closer to the macro data.
4. Data have been provided on an "As Is" and "As AVAILABLE" basis
5. The colours shown in the maps or diagram and charts of a particular party, alliance or AC are indicative and do not represent them.
6. This publication which includes maps, sheets, graphs and data would be the property under copyright of Datanet only. The user may use these for its internal study, analysis and research purposes. It's public display, re-selling or any commercial uses by the user are not allowed.
7. Datanet has taken due care and caution in compilation and processing of data and allied information, but does not guarantee the accuracy, adequacy or completeness of any information/analysis and will be not responsible for any errors or omissions or for the results obtained from the use of such information/analysis.
8. All the contents for the publication have been culled from various authentic sources and Datanet reasonably believes such sources to be reliable, but does not make any representations, express or implied as to the accuracy or fitness of use of such information. The information or contents of the information/analysis do not constitute advice and should not be relied upon in making (or refraining from making) any decision. Any reliance placed upon the information provided by Datanet is the sole responsibility and strictly at the user's risk.
9. In no event will Datanet be liable for any damages (including, without limitation, damages for loss of business projects, or loss of profits) arising in contract, tort or otherwise from the use of or inability to use any of its contents, or from any action taken (or refrained from being taken) as a result of using the analysis or any of its contents. Datanet its directors, owners, editors, officials, employees, distributor and agents or any associate will not be liable for any errors in the information contained or any consequences arising from the use of the contents of the provided information/analysis.
10. If any provision of these terms and conditions is held invalid or illegal or unenforceable for any reason by any court of competent jurisdiction, such provision shall be severed and the remainder of provisions of the terms and conditions shall continue in full force and effect as if the Term of Use had been executed with the invalid, illegal or unenforceable provision eliminated.
11. If there are any discrepancies in the information provided, please bring it to attention of Datanet for suitable rectification measures.

Buy Online This Complete Book At
Datanet India eBooks Store

www.indiastatpublications.com

or go directly at

[http://www.indiastatpublications.com/
Assembly_factbook/West_Bengal/Jadavpur/ Jadavpur](http://www.indiastatpublications.com/Assembly_factbook/West_Bengal/Jadavpur/Jadavpur)

 **indiaSTAT**elections

