



West Bengal

# Assembly Factbook™

Behala Paschim Assembly Constituency



Key Electoral Data of Behala Paschim  
Assembly Constituency (Vidhan Sabha)

West Bengal

# **Assembly Factbook™**

Behala Paschim Assembly Constituency



Behala Paschim Vidhan Sabha

## **Editor & Director**

Dr. R.K. Thukral

## **Research Editor**

Dr. Shafeeq Rahman

## **Compiled, Researched and Published by Datanet India Pvt. Ltd.**

D-100, 1st Floor,

Okhla Industrial Area, Phase-I,  
New Delhi- 110020.

Ph.: 91-11- 43580781-84

Email : support@indiastatpublications.com

Website : www.indiastatelections.com

## **Online Book Store :**

www.indiastatpublications.com

**Report No. :** AFB/WB-154-0125

**ISBN :** 978-93-5293-589-5

**First Edition :** January, 2018

**Eighth Updated Edition :** January, 2025

**Price :** Rs. 11500/-

US\$ 310

**© Datanet India Pvt. Ltd.**

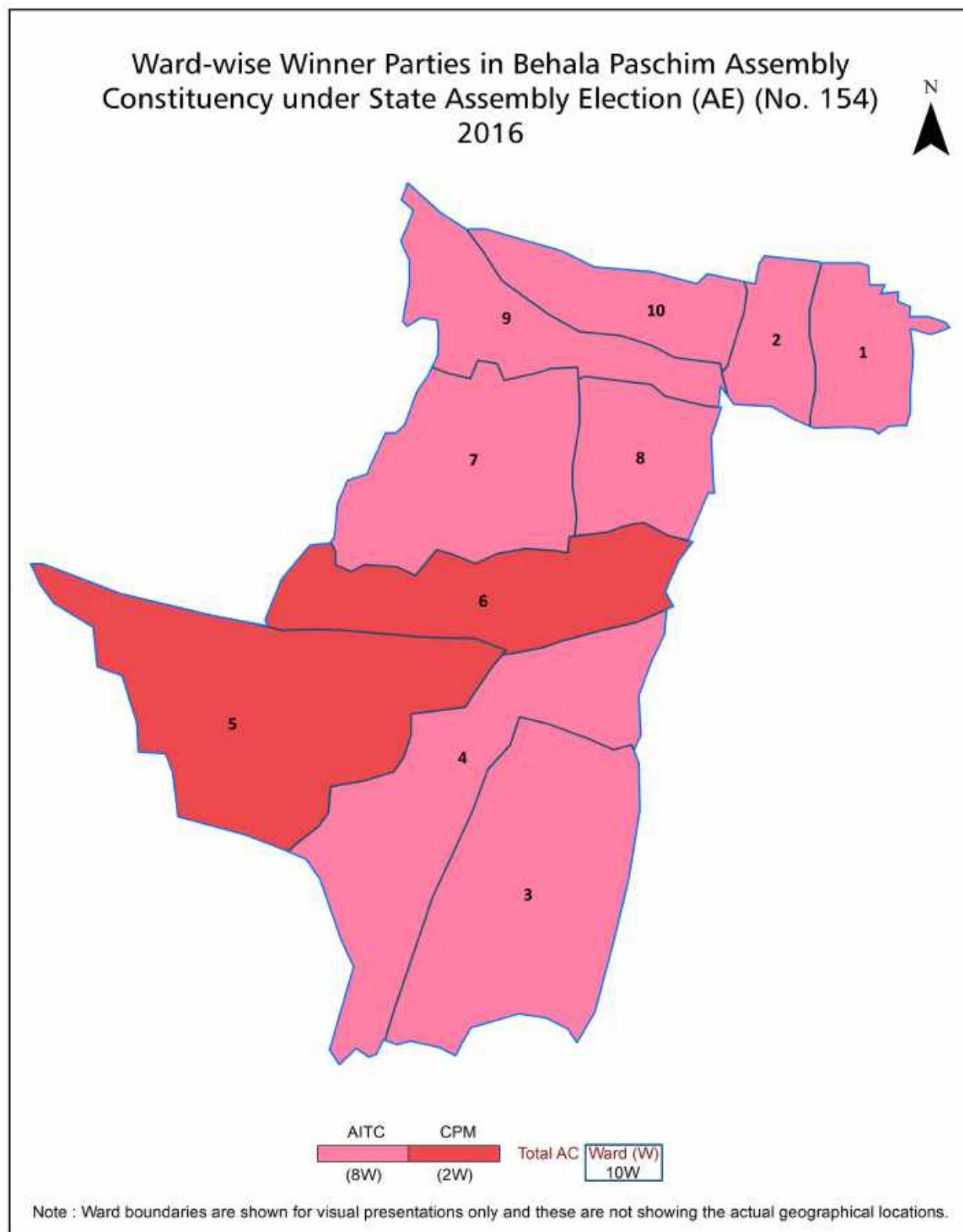
All rights reserved. No part of this book may be reproduced, stored in a retrieval system or transmitted in any form or by any means, mechanical photocopying, photographing, scanning, recording or otherwise without the prior written permission of the publisher. Please refer to Disclaimer at page no. 179 for the use of this publication.

Printed in India

## Contents

No.	Particulars	Page No.
	<b>Introduction</b>	
1	Assembly Constituency - (Vidhan Sabha) at a Glance   Features of Assembly as per Delimitation Commission of India (2008)	1-2
	<b>Location and Political Maps</b>	
2	Location Map   Boundaries of Assembly Constituency - (Vidhan Sabha) in District   Boundaries of Assembly Constituency under Parliamentary Constituency - (Lok Sabha)   Ward-wise Winner Parties- 2024, 2021, 2019, 2016, 2014, 2011 and 2009	3-10
	<b>Administrative Setup (2011)</b>	
3	District   Sub-district   Towns   Villages   Inhabited Villages   Uninhabited Villages   Village Panchayat   Intermediate Panchayat	11
	<b>Demographics (2011)</b>	
4	Population   Households   Rural/Urban Population   Ward by Population Size   Sex Ratio (Total & 0-6 Years)   Religious Population   Social Population   Literacy Rate	12-13
	<b>Electoral Features</b>	
5	Important Dates of Last Elections Held   Electors by Gender   Service Electors   Voters   Voters Turnout   Polling Stations & Average Number of Electors per Polling Station   Electors by Age Group   Present Elected Representatives	14-19
	<b>Historical Summary Election Results</b>	
6	Vote Share of Major Parties   Winning Margin (Number & Percentage)   Polarity of Parties   Summary Result of Assembly Segment of Parliamentary Elections 2024, 2019, 2014, 2009, 2004 and 1999   Summary Result of Assembly Elections 2021, 2016, 2011, 2006, 2001, 1996, 1991, 1987, 1982, 1977, 1972, 1971, 1969 and 1967	20-42
	<b>Polling Station Level Election Results</b>	
7	Name and Number of Polling Station 2024, 2021, 2019, 2016, 2014, 2011 and 2009   Polling Station-wise Electors, Voters & Voters Turnout 2024, 2021, 2019, 2016, 2014, 2011 and 2009   Polling Station wise Elections Results 2024, 2021, 2019, 2016, 2014, 2011 and 2009	43-174
	<b>Share of Assembly Constituency</b>	
8	Share of Assembly Constituency - (Vidhan Sabha) in State, District and Parliamentary Constituency - (Lok Sabha)	175
9	<b>Abbreviation &amp; Sources</b>	177-178
10	<b>Disclaimer</b>	179

## Location & Political Map

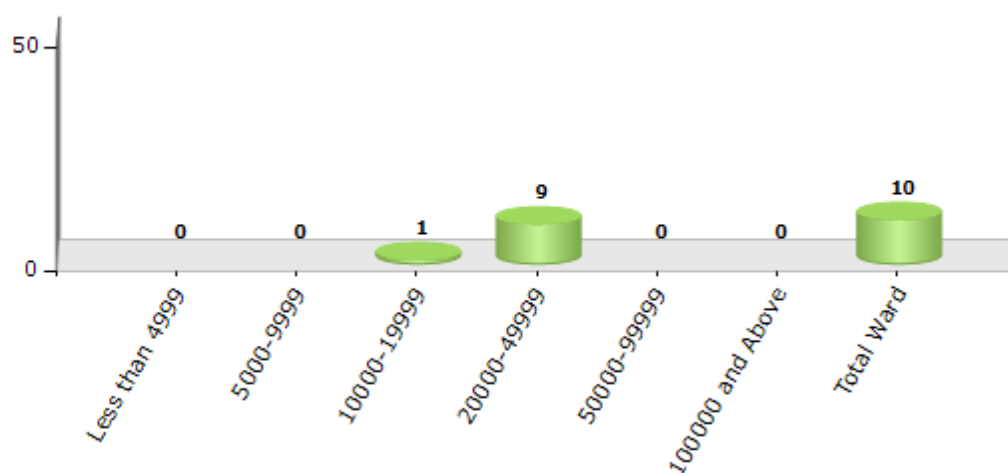


## Demographics

### Number of Ward by Population Size - 2011

Less than 4999	5000-9999	10000-19999	20000-49999	50000-99999	100000 and Above	Total Ward
0	0	1	9	0	0	10

Number of Ward by Population Size - 2011

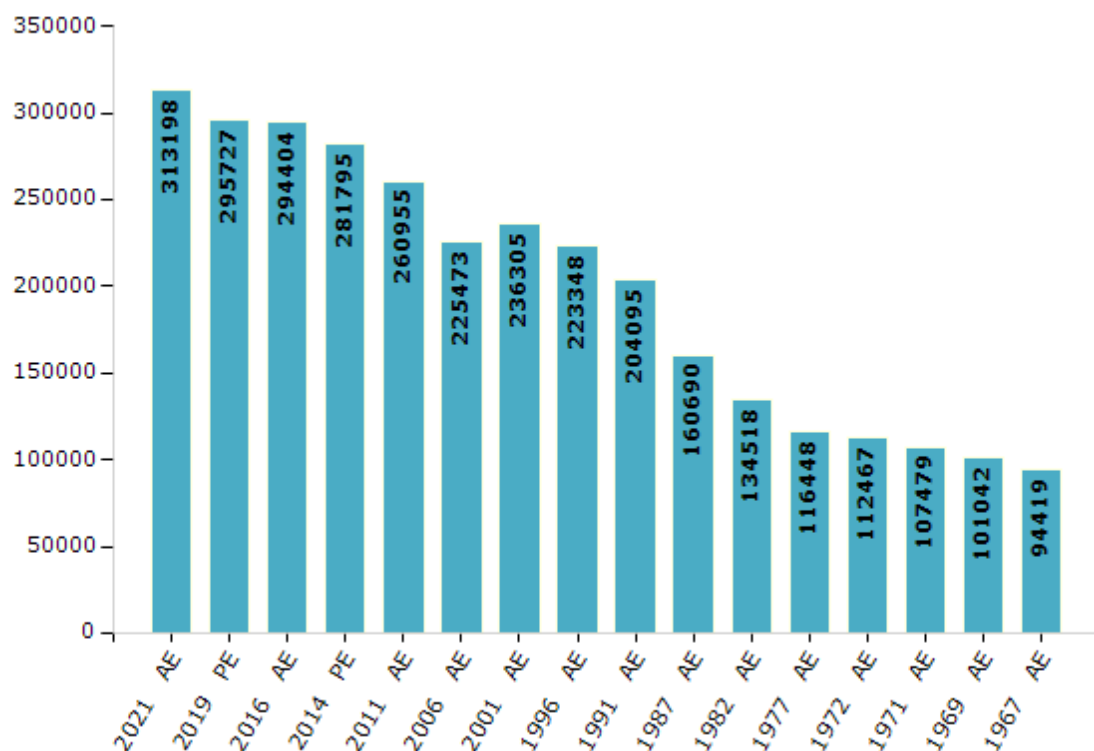


## Electoral Features

### Electors by Male & Female

Year	Male	Female	Others	Total	Year	Male	Female	Others	Total
2021 AE	152575	160617	6	313198	1991 AE	119789	84306	-	204095
2019 PE	144732	150991	4	295727	1987 AE	88379	72311	-	160690
2016 AE	144628	149774	2	294404	1982 AE	73104	61414	-	134518
2014 PE	140111	141683	1	281795	1977 AE	84901	31547	-	116448
2011 AE	131187	129768	0	260955	1972 AE	64832	47635	-	112467
2009 PE	-	-	-	-	1971 AE	54981	52498	-	107479
2006 AE	116890	108583	-	225473	1969 AE	56554	44488	-	101042
2004 PE	-	-	-	-	1967 AE	-	-	-	94419
2001 AE	124001	112304	-	236305	1962 AE	-	-	-	-
1999 PE	-	-	-	-	1957 AE	-	-	-	-
1996 AE	122673	100675	-	223348	1952 AE	-	-	-	-

Number of Electors



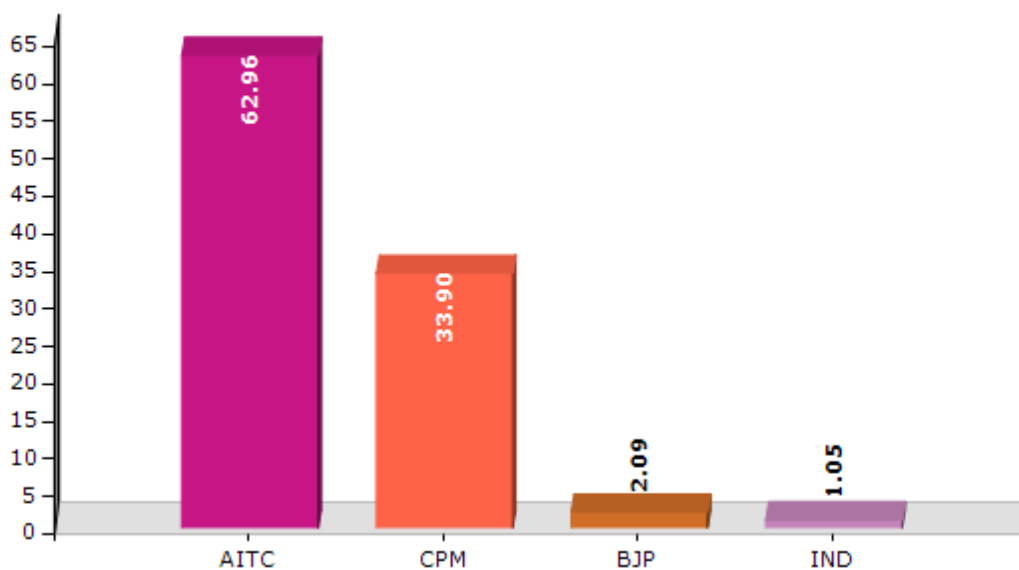
**Note :** AE : Assembly Election, PE : Assembly Segment of Parliamentary Election

## Historical Summary Election Results

### Summary Result of Assembly Election - 2011

Candidate Name	Party	Votes	Votes %
Partha Chatterjee	AITC	127870	62.96
Anupam Debsarkar	CPM	68849	33.9
Amalendu Roychowdhury	BJP	4248	2.09
Jayanta Datta	IND	2140	1.05

Votes Percentage of Top Parties - 2011





## Polling Station Level Election Results

### Number and Name of Polling Stations (PS) (2016)

Number of Polling Stations	Name of Polling Stations	Number of Polling Stations	Name of Polling Stations
1	Shanti Sangha Shiksha Mandir Junior Basicschool	22	Behala College
2	Shanti Sangha Shiksha Mandir Junior Basicschool	23	Behala Sharda Vidyapith For Girls
3	Shanti Sangha Shiksha Mandir Junior Basicschool	24	Behala Sharda Vidyapith For Girls
4	Shanti Sangha Shiksha Mandir Junior Basicschool	25	Behala College
5	Shanti Sangha Shiksha Mandir Junior Basicschool	26	Behala Sharda Vidyapith For Girls
6	Shanti Sangha Shiksha Mandir Junior Basicschool	27	Behala Sharda Vidyapith For Girls
7	Nababani Sangha	28	Behala Sikshayatan
8	Shanti Sangha Club	29	Behala Sikshayatan
9	Behala Balika Vidyapith	30	Behala Sikshayatan
10	Behala Parnasree Vidyamandir	31	Arya Samity Library
11	Behala Parnasree Vidyamandir	32	Arya Samity Library
12	Behala Parnasree Vidyamandir	33	Garagacha Sishubharati Uchcha Vidyalaya
13	Behala Balika Vidyapith	34	Garagacha Sishubharati Uchcha Vidyalaya
14	Behala Balika Vidyapith	35	Garagacha Sishubharati Uchcha Vidyalaya
15	Behala Parnasree Vidyamandir	36	Garagacha Sishubharati Uchcha Vidyalaya
16	Behala Parnasree Vidyamandir	37	Parnashree Govt Colony Primary School
17	Behala Parnasree Vidyamandir	38	Central Govt Quarters Recreation Club
18	Behala Parnasree Vidyamandir	39	Behala Yubak Sangha
19	Behala Siksha Parishad Junior Basic School	40	Amra Kajan Mukhtadal Club
20	Behala Siksha Parishad Junior Basic School	41	Parnashree Govt Colony Primary School
21	Behala College	42	Bishalakshmitala Free Primary School

Contd....

## Polling Station Level Election Results

### Polling Station-wise Votes Secured by Overall Top Five Parties in Behala Paschim Assembly in Assembly Election (AE) under Kolkata Dakshin Parliamentary Constituency in West Bengal (2016)

Number of Polling Station	Winner - Partha Chatterjee (AITC)	Runner-up - Kaustav Chatterjee (CPM)	3rd - Harikrishna Dutta (BJP)	4th - Mrityunjoy Roy (SUCI)	5th - Pushpa Dhali (BSP)	NOTA	Other	Total Votes Secured
36	245	263	56	5	3	13	9	594
37	177	273	61	1	2	9	6	529
38	360	201	69	1	4	4	8	647
39	228	213	44	1	1	10	3	500
40	358	331	105	9	6	19	8	836
41	256	274	33	2	2	10	3	580
42	385	332	74	6	6	23	3	829
43	308	193	87	0	5	15	7	615
44	412	290	100	9	5	14	16	846
45	283	519	40	1	7	14	35	899
46	345	188	145	1	5	12	8	704
47	239	244	54	5	3	16	6	567
48	279	344	69	8	2	14	7	723
49	344	263	60	6	4	9	3	689
50	322	271	62	5	2	10	16	688
51	364	318	92	3	4	12	10	803
52	217	197	31	0	2	14	3	464
53	195	240	46	2	5	14	5	507
54	320	218	79	9	7	10	6	649
55	283	295	86	3	1	18	3	689
56	319	310	40	4	3	13	3	692
57	180	169	50	2	1	9	4	415
58	227	169	33	3	3	6	5	446
59	390	237	182	4	5	15	13	846
60	294	226	88	9	5	9	9	640
61	169	118	49	2	3	15	3	359
62	160	136	42	0	2	9	0	349
63	340	303	41	4	0	14	5	707
64	321	253	140	3	9	11	11	748
65	315	281	151	5	3	23	6	784
66	184	188	96	7	2	7	6	490
67	326	189	85	5	4	23	4	636
68	232	251	25	5	3	5	7	528
69	197	143	56	2	2	7	4	411
70	259	209	151	1	1	8	4	633

Contd....

## Polling Station Level Election Results

**Winner, Runner-up and 3rd Party Position & Winning Margin According to Polling Stations in Behala Paschim Assembly in Assembly Election (AE) under Kolkata Dakshin Parliamentary Constituency in West Bengal (2016)**

Polling Station Number	Winner Party	Winner Votes (%)	Runner-up Party	Runner-up Votes (%)	Winning Margin Votes (%)	Third Party	Third Party Votes (%)	Other Votes (%)
75	AITC	331 (52.04)	CPM	171 (26.89)	160 (25.15)	BJP	104 (16.35)	30 (4.72)
76	AITC	283 (44.08)	CPM	235 (36.6)	48 (7.48)	BJP	91 (14.17)	33 (5.14)
77	AITC	214 (51.32)	CPM	139 (33.33)	75 (17.99)	BJP	41 (9.83)	23 (5.52)
78	AITC	227 (48.61)	CPM	195 (41.76)	32 (6.85)	BJP	27 (5.78)	18 (3.85)
79	AITC	180 (43.27)	CPM	165 (39.66)	15 (3.61)	BJP	55 (13.22)	16 (3.85)
80	AITC	239 (43.14)	CPM	226 (40.79)	13 (2.35)	BJP	45 (8.12)	44 (7.94)
81	AITC	279 (45.81)	CPM	243 (39.9)	36 (5.91)	BJP	52 (8.54)	35 (5.75)
82	CPM	318 (43.74)	AITC	300 (41.27)	18 (2.47)	BJP	52 (7.15)	57 (7.84)
83	AITC	199 (55.59)	CPM	111 (31.01)	88 (24.58)	BJP	32 (8.94)	16 (4.47)
84	AITC	299 (54.07)	CPM	204 (36.89)	95 (17.18)	BJP	35 (6.33)	15 (2.71)
85	AITC	324 (48.8)	CPM	213 (32.08)	111 (16.72)	BJP	97 (14.61)	30 (4.52)
86	AITC	281 (48.53)	CPM	177 (30.57)	104 (17.96)	BJP	100 (17.27)	21 (3.63)
87	CPM	210 (39.18)	AITC	197 (36.75)	13 (2.43)	BJP	88 (16.42)	41 (7.65)
88	AITC	330 (51.81)	CPM	206 (32.34)	124 (19.47)	BJP	69 (10.83)	32 (5.02)
89	AITC	272 (51.61)	CPM	167 (31.69)	105 (19.92)	BJP	66 (12.52)	22 (4.17)
90	AITC	301 (47.93)	CPM	228 (36.31)	73 (11.62)	BJP	72 (11.46)	27 (4.3)
91	AITC	249 (39.15)	CPM	229 (36.01)	20 (3.14)	BJP	135 (21.23)	23 (3.62)
92	AITC	281 (46.68)	CPM	252 (41.86)	29 (4.82)	BJP	44 (7.31)	25 (4.15)
93	AITC	295 (43.07)	CPM	222 (32.41)	73 (10.66)	BJP	141 (20.58)	27 (3.94)
94	AITC	390 (54.32)	CPM	231 (32.17)	159 (22.15)	BJP	65 (9.05)	32 (4.46)
95	AITC	368 (45.21)	CPM	350 (43)	18 (2.21)	BJP	68 (8.35)	28 (3.44)
96	AITC	243 (51.7)	CPM	169 (35.96)	74 (15.74)	BJP	40 (8.51)	18 (3.83)
97	AITC	319 (45.51)	CPM	284 (40.51)	35 (5)	BJP	67 (9.56)	31 (4.42)
98	AITC	392 (54.83)	CPM	222 (31.05)	170 (23.78)	BJP	75 (10.49)	26 (3.64)
99	AITC	374 (47.7)	CPM	279 (35.59)	95 (12.11)	BJP	82 (10.46)	49 (6.25)
100	AITC	186 (54.87)	CPM	131 (38.64)	55 (16.23)	BJP	11 (3.24)	11 (3.24)
101	AITC	428 (50.95)	CPM	294 (35)	134 (15.95)	BJP	85 (10.12)	33 (3.93)
102	AITC	203 (47.21)	CPM	151 (35.12)	52 (12.09)	BJP	51 (11.86)	25 (5.81)
103	CPM	216 (43.99)	AITC	211 (42.97)	5 (1.02)	BJP	34 (6.92)	30 (6.11)
104	AITC	334 (47.51)	BJP	208 (29.59)	126 (17.92)	CPM	142 (20.2)	19 (2.7)
105	AITC	257 (46.9)	CPM	232 (42.34)	25 (4.56)	BJP	41 (7.48)	18 (3.28)
106	AITC	253 (54.06)	CPM	166 (35.47)	87 (18.59)	BJP	32 (6.84)	17 (3.63)
107	AITC	332 (46.89)	CPM	229 (32.34)	103 (14.55)	BJP	105 (14.83)	42 (5.93)
108	AITC	194 (44.39)	CPM	173 (39.59)	21 (4.8)	BJP	57 (13.04)	13 (2.97)
109	AITC	258 (45.26)	CPM	226 (39.65)	32 (5.61)	BJP	64 (11.23)	22 (3.86)
110	AITC	280 (48.78)	CPM	215 (37.46)	65 (11.32)	BJP	47 (8.19)	32 (5.57)
111	AITC	341 (57.41)	CPM	188 (31.65)	153 (25.76)	BJP	53 (8.92)	12 (2.02)

Contd....

## DISCLAIMER

The Terms of Use and Disclaimer of Datanet India Private Limited (hereinafter referred to as "Datanet") for use of this analysis report of **Behala Paschim Assembly Constituency (Behala Paschim Vidhan Sabha)** :-

1. **Assembly Factbook™** is a Registered Trade Mark owned by Datanet.
2. All the maps are sketched and graphical representation only and have not been drawn to the scale and also not to represent the actual geographical area or boundary of the unit.
3. The data for the aforesaid analysis is based on authentic sources and has been culled from the various publications of Census, CSO and NSSO for district and block level data, various central and state government departments, Central & State Elections Commissions and the concerned Returning Officers' releases, Electoral Rolls, Election results and allied publications, internal assessment, surveys, estimates and analysis. Therefore, certain adjustment of data at micro level may have been done to arrive closer to the macro data.
4. Data have been provided on an "As Is" and "As AVAILABLE" basis
5. The colours shown in the maps or diagram and charts of a particular party, alliance or AC are indicative and do not represent them.
6. This publication which includes maps, sheets, graphs and data would be the property under copyright of Datanet only. The user may use these for its internal study, analysis and research purposes. It's public display, re-selling or any commercial uses by the user are not allowed.
7. Datanet has taken due care and caution in compilation and processing of data and allied information, but does not guarantee the accuracy, adequacy or completeness of any information/analysis and will be not responsible for any errors or omissions or for the results obtained from the use of such information/analysis.
8. All the contents for the publication have been culled from various authentic sources and Datanet reasonably believes such sources to be reliable, but does not make any representations, express or implied as to the accuracy or fitness of use of such information. The information or contents of the information/analysis do not constitute advice and should not be relied upon in making (or refraining from making) any decision. Any reliance placed upon the information provided by Datanet is the sole responsibility and strictly at the user's risk.
9. In no event will Datanet be liable for any damages (including, without limitation, damages for loss of business projects, or loss of profits) arising in contract, tort or otherwise from the use of or inability to use any of its contents, or from any action taken (or refrained from being taken) as a result of using the analysis or any of its contents. Datanet its directors, owners, editors, officials, employees, distributor and agents or any associate will not be liable for any errors in the information contained or any consequences arising from the use of the contents of the provided information/analysis.
10. If any provision of these terms and conditions is held invalid or illegal or unenforceable for any reason by any court of competent jurisdiction, such provision shall be severed and the remainder of provisions of the terms and conditions shall continue in full force and effect as if the Term of Use had been executed with the invalid, illegal or unenforceable provision eliminated.
11. If there are any discrepancies in the information provided, please bring it to attention of Datanet for suitable rectification measures.

**Buy Online This Complete Book At**  
**Datanet India eBooks Store**

[www.indiastatpublications.com](http://www.indiastatpublications.com)

or go directly at

[http://www.indiastatpublications.com/  
Assembly\\_factbook/West\\_Bengal/Kolkata\\_Dakshin/  
Behala\\_Paschim](http://www.indiastatpublications.com/Assembly_factbook/West_Bengal/Kolkata_Dakshin/Behala_Paschim)

 **india**stat**elections**

ISBN : 978-93-5293-589-5

