



West Bengal

# Assembly Factbook™

Bhabanipur Assembly Constituency



Key Electoral Data of Bhabanipur  
Assembly Constituency (Vidhan Sabha)

West Bengal

# **Assembly Factbook™**

Bhabanipur Assembly Constituency



Bhabanipur Vidhan Sabha

## **Editor & Director**

Dr. R.K. Thukral

## **Research Editor**

Dr. Shafeeq Rahman

## **Compiled, Researched and Published by Datanet India Pvt. Ltd.**

D-100, 1st Floor,

Okhla Industrial Area, Phase-I,  
New Delhi- 110020.

Ph.: 91-11- 43580781-84

Email : support@indiastatpublications.com

Website : www.indiastatelections.com

## **Online Book Store :**

www.indiastatpublications.com

**Report No. :** AFB/WB-159-0125

**ISBN :** 978-93-5293-593-2

**First Edition :** January, 2018

**Eighth Updated Edition :** January, 2025

**Price :** Rs. 11500/-

US\$ 310

**© Datanet India Pvt. Ltd.**

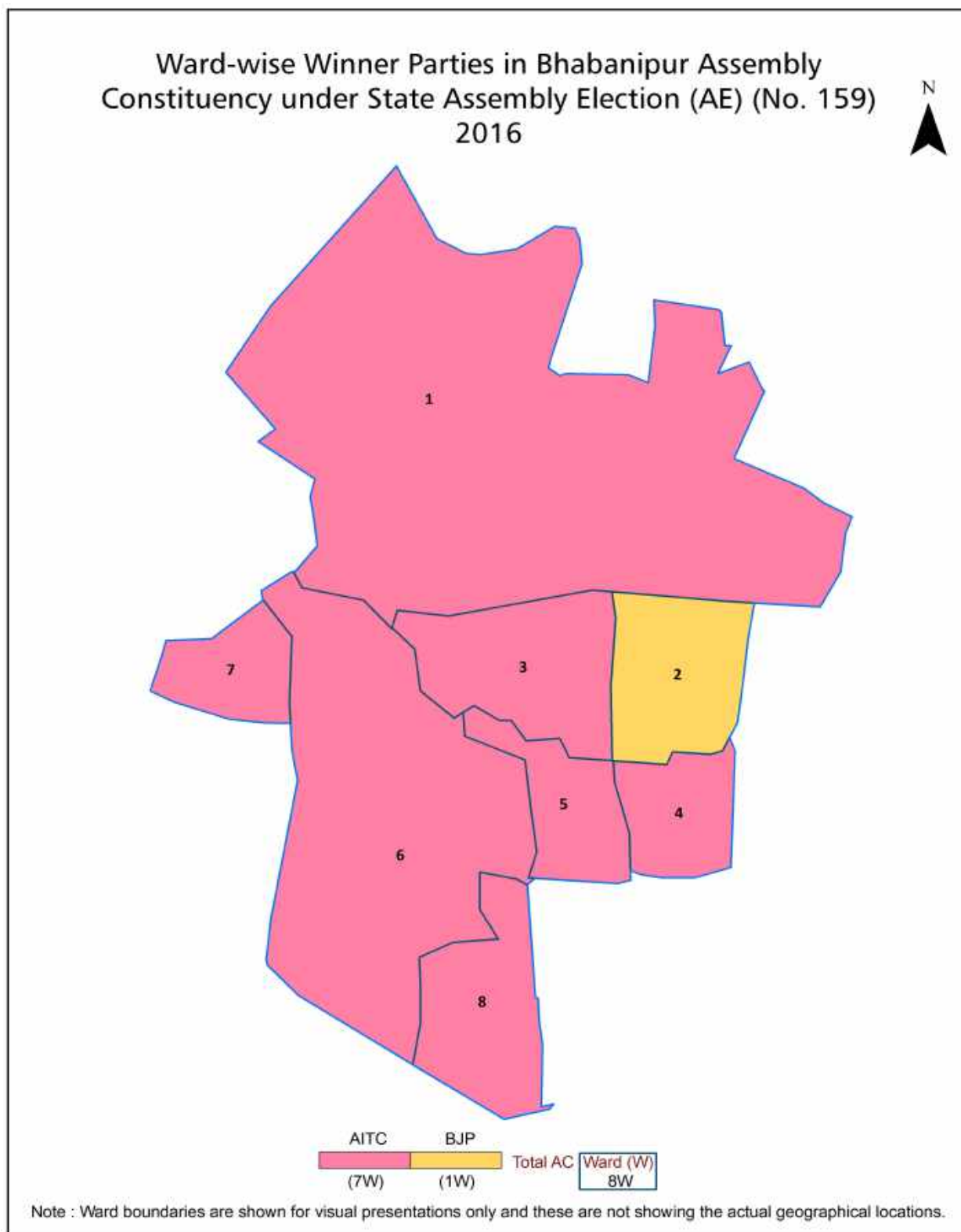
All rights reserved. No part of this book may be reproduced, stored in a retrieval system or transmitted in any form or by any means, mechanical photocopying, photographing, scanning, recording or otherwise without the prior written permission of the publisher. Please refer to Disclaimer at page no. 146 for the use of this publication.

Printed in India

## Contents

No.	Particulars	Page No.
	<b>Introduction</b>	
1	Assembly Constituency - (Vidhan Sabha) at a Glance   Features of Assembly as per Delimitation Commission of India (2008)	1-2
	<b>Location and Political Maps</b>	
2	Location Map   Boundaries of Assembly Constituency - (Vidhan Sabha) in District   Boundaries of Assembly Constituency under Parliamentary Constituency - (Lok Sabha)   Ward-wise Winner Parties- 2024, 2021, 2019, 2016, 2014, 2011 and 2009	3-10
	<b>Administrative Setup (2011)</b>	
3	District   Sub-district   Towns   Villages   Inhabited Villages   Uninhabited Villages   Village Panchayat   Intermediate Panchayat	11
	<b>Demographics (2011)</b>	
4	Population   Households   Rural/Urban Population   Ward by Population Size   Sex Ratio (Total & 0-6 Years)   Religious Population   Social Population   Literacy Rate	12-13
	<b>Electoral Features</b>	
5	Important Dates of Last Elections Held   Electors by Gender   Service Electors   Voters   Voters Turnout   Polling Stations & Average Number of Electors per Polling Station   Electors by Age Group   Present Elected Representatives	14-19
	<b>Historical Summary Election Results</b>	
6	Vote Share of Major Parties   Winning Margin (Number & Percentage)   Polarity of Parties   Summary Result of Assembly Segment of Parliamentary Elections 2024, 2019, 2014 and 2009   Summary Result of Assembly Elections 2021, 2016 and 2011	20-29
	<b>Polling Station Level Election Results</b>	
7	Name and Number of Polling Station 2024, 2021, 2019, 2016, 2014, 2011 and 2009   Polling Station-wise Electors, Voters & Voters Turnout 2024, 2021, 2019, 2016, 2014, 2011 and 2009   Polling Station wise Elections Results 2024, 2021, 2019, 2016, 2014, 2011 and 2009	30-141
	<b>Share of Assembly Constituency</b>	
8	Share of Assembly Constituency - (Vidhan Sabha) in State, District and Parliamentary Constituency - (Lok Sabha)	142
9	<b>Abbreviation &amp; Sources</b>	144-145
10	<b>Disclaimer</b>	146

## Location & Political Map

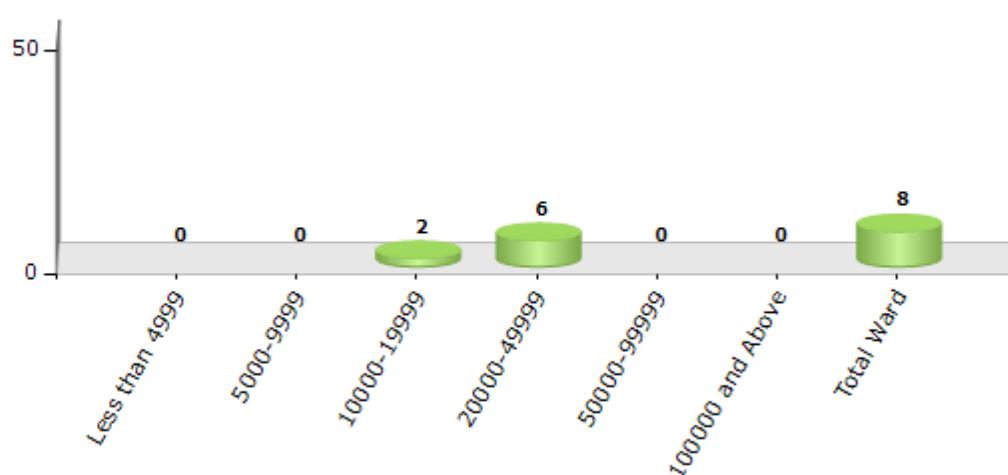


## Demographics

### Number of Ward by Population Size - 2011

Less than 4999	5000-9999	10000-19999	20000-49999	50000-99999	100000 and Above	Total Ward
0	0	2	6	0	0	8

Number of Ward by Population Size - 2011

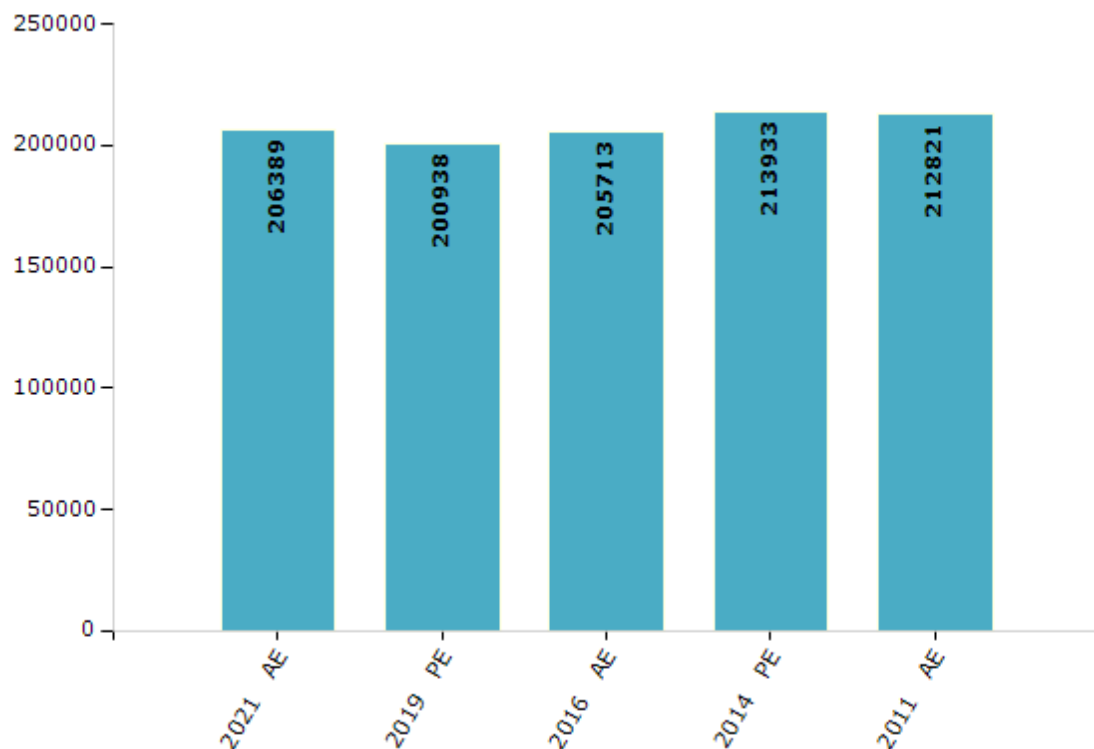


## Electoral Features

### Electors by Male & Female

Year	Male	Female	Others	Total	Year	Male	Female	Others	Total
2021 AE	111242	95143	4	206389	1991 AE	-	-	-	-
2019 PE	109024	91911	3	200938	1987 AE	-	-	-	-
2016 AE	112548	93162	3	205713	1982 AE	-	-	-	-
2014 PE	118879	95054	0	213933	1977 AE	-	-	-	-
2011 AE	120537	92284	0	212821	1972 AE	-	-	-	-
2009 PE	-	-	-	-	1971 AE	-	-	-	-
2006 AE	-	-	-	-	1969 AE	-	-	-	-
2004 PE	-	-	-	-	1967 AE	-	-	-	-
2001 AE	-	-	-	-	1962 AE	-	-	-	-
1999 PE	-	-	-	-	1957 AE	-	-	-	-
1996 AE	-	-	-	-	1952 AE	-	-	-	-

Number of Electors



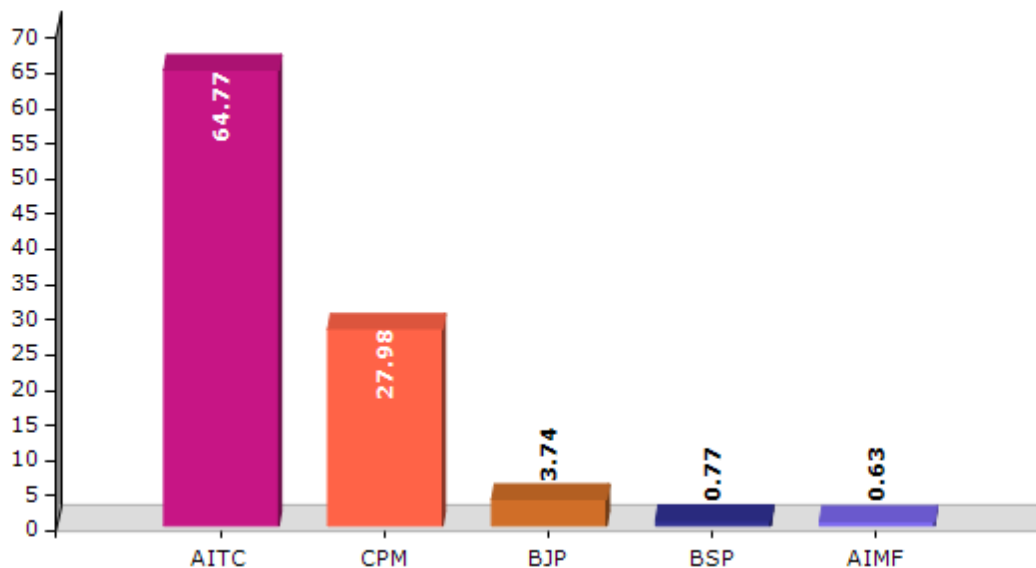
**Note :** AE : Assembly Election, PE : Assembly Segment of Parliamentary Election

## Historical Summary Election Results

### Summary Result of Assembly Election - 2011

Candidate Name	Party	Votes	Votes %
Subrata Bakshi	AITC	87903	64.77
Narayan Prasad Jain	CPM	37967	27.98
Ram Chandra Jaiswal	BJP	5078	3.74
Dulal Mistri	BSP	1050	0.77
Md. Arman	AIMF	860	0.63
Nishat Khan	IND	775	0.57
Narayan Das	IND	759	0.56
Badri Mondal	IND	571	0.42
Abhijit Bhattacharyya	IND	412	0.3
Debasis Ghosh	IND	341	0.25

Votes Percentage of Top Parties - 2011





## Polling Station Level Election Results

### Number and Name of Polling Stations (PS) (2016)

Number of Polling Stations	Name of Polling Stations	Number of Polling Stations	Name of Polling Stations
1	Geological Survey Of Indiaroom 1	22	La Martiniers For Girlsroom 3
2	Geological Survey Of Indiaroom 2	23	La Martiniers For Boysroom 4
3	Geological Survey Of Indiaroom 3	24	La Martiniers For Boysroom 5
4	Armenian Collegeroom No.-1	25	Sakhwat Memorial Govt Girls Highschoolroom 1
5	Armenian Collegeroom No.-2	26	Shri Shikshayatanroom 1
6	Armenian Collegeroom No.-3	27	Shri Shikshayatanroom 2
7	Armenian Collegeroom No.-4	28	K.M.C. Primary Schoolroom 1
8	Jewish Girls Schoolroom No.1	29	K.M.C. Primary Schoolroom 2
9	Jewish Girls Schoolroom No.2	30	K.M.C. Primary Schoolroom 3
10	St. Xaviers Collegeroom 1	31	Lajpat Hindi High Schoolroom 1
11	St. Xaviers Collegeroom 2	32	Lajpat Hindi High Schoolroom 2
12	Jewish Girls Schoolroom No.3	33	St.Teresa'S Secondary Schoolroom 1
13	Seventh Day Adventist Day Schoolroom 2	34	Lajpat Hindi High Schoolroom 3
14	St. Xaviers Collegeroom 3	35	Corpn. Ward Officeroom 1
15	St. Xaviers Collegeroom 4	36	Corpn. Ward Officeroom 2
16	St. Xaviers Collegeroom 5	37	St. Judas School, (New Pr.) Room 1
17	La Martiniers For Boysroom 1	38	Al-Hamd Great Wsa Schoolroom 1
18	La Martiniers For Boysroom 2	39	Moulana Md. Ali High Madrasaroom 1
19	La Martiniers For Boysroom 3	40	Moulana Md. Ali High Madrasaroom 2
20	La Martiniers For Girlsroom 1	41	North Point Schoolroom 1
21	La Martiniers For Girlsroom 2	42	North Point Schoolroom 2

Contd....

## Polling Station Level Election Results

### Polling Station-wise Votes Secured by Overall Top Five Parties in Bhabanipur Assembly in Assembly Election (AE) under Kolkata Dakshin Parliamentary Constituency in West Bengal (2016)

Number of Polling Station	Winner - Mamata Banerjee (AITC)	Runner-up - Deepa Dasmunshi (INC)	3rd - Chandra Kumar Bose (BJP)	4th - Nirmal Kanti Samaddar (BSP)	5th - Pinky Tiwari (IND)	NOTA	Other	Total Votes Secured
36	309	122	21	4	2	5	5	468
37	182	73	12	1	3	1	5	277
38	378	147	7	0	2	6	7	547
39	317	75	12	2	5	7	3	421
40	290	66	7	1	3	3	6	376
41	348	75	69	4	0	5	6	507
42	330	141	30	2	1	5	5	514
43	283	127	36	1	3	4	1	455
44	233	121	29	2	1	4	9	399
45	155	59	3	2	2	3	1	225
46	585	192	17	4	8	7	17	830
47	380	118	22	1	6	8	9	544
48	516	118	13	5	4	7	9	672
49	426	231	8	3	2	7	8	685
50	416	74	9	0	2	2	5	508
51	384	134	8	0	1	2	2	531
52	341	99	5	1	3	4	3	456
53	309	143	10	4	1	6	7	480
54	379	169	10	3	6	6	10	583
55	503	165	13	4	5	8	9	707
56	242	241	14	5	2	5	9	518
57	464	197	9	2	4	6	5	687
58	393	186	13	2	3	5	5	607
59	390	204	31	3	4	13	7	652
60	289	94	4	3	3	3	4	400
61	344	123	10	3	1	3	5	489
62	156	149	112	2	3	6	4	432
63	427	176	35	7	7	16	12	680
64	406	183	15	5	9	10	15	643
65	259	132	8	2	4	5	7	417
66	277	94	16	2	4	2	7	402
67	331	135	12	4	6	8	7	503
68	465	120	16	8	4	6	10	629
69	312	123	14	4	0	4	1	458
70	531	175	11	7	1	6	7	738

Contd....

## Polling Station Level Election Results

**Winner, Runner-up and 3rd Party Position & Winning Margin According to Polling Stations in Bhabanipur Assembly in Assembly Election (AE) under Kolkata Dakshin Parliamentary Constituency in West Bengal (2016)**

Polling Station Number	Winner Party	Winner Votes (%)	Runner-up Party	Runner-up Votes (%)	Winning Margin Votes (%)	Third Party	Third Party Votes (%)	Other Votes (%)
75	AITC	270 (59.73)	INC	150 (33.19)	120 (26.54)	BJP	11 (2.43)	21 (4.65)
76	AITC	227 (59.11)	INC	138 (35.94)	89 (23.17)	BJP	6 (1.56)	13 (3.39)
77	BJP	191 (58.95)	AITC	74 (22.84)	117 (36.11)	INC	49 (15.12)	10 (3.09)
78	INC	80 (43.72)	BJP	55 (30.05)	25 (13.67)	AITC	42 (22.95)	6 (3.28)
79	INC	109 (42.08)	AITC	85 (32.82)	24 (9.26)	BJP	58 (22.39)	7 (2.7)
80	AITC	168 (48.28)	BJP	104 (29.89)	64 (18.39)	INC	66 (18.97)	10 (2.87)
81	AITC	191 (56.68)	BJP	83 (24.63)	108 (32.05)	INC	58 (17.21)	5 (1.48)
82	AITC	168 (33.33)	INC	160 (31.75)	8 (1.58)	BJP	159 (31.55)	17 (3.37)
83	AITC	371 (51.31)	INC	222 (30.71)	149 (20.6)	BJP	89 (12.31)	41 (5.67)
84	AITC	215 (38.26)	BJP	171 (30.43)	44 (7.83)	INC	154 (27.4)	22 (3.91)
85	AITC	215 (60.73)	INC	101 (28.53)	114 (32.2)	BJP	22 (6.21)	16 (4.52)
86	AITC	205 (50.49)	INC	154 (37.93)	51 (12.56)	BJP	32 (7.88)	15 (3.69)
87	INC	148 (39.26)	AITC	133 (35.28)	15 (3.98)	BJP	79 (20.95)	17 (4.51)
88	BJP	232 (48.43)	AITC	150 (31.32)	82 (17.11)	INC	84 (17.54)	13 (2.71)
89	INC	194 (45.43)	BJP	129 (30.21)	65 (15.22)	AITC	94 (22.01)	10 (2.34)
90	BJP	154 (35.73)	AITC	139 (32.25)	15 (3.48)	INC	120 (27.84)	18 (4.18)
91	AITC	232 (38.41)	BJP	224 (37.09)	8 (1.32)	INC	123 (20.36)	25 (4.14)
92	INC	287 (49.83)	AITC	233 (40.45)	54 (9.38)	BJP	40 (6.94)	16 (2.78)
93	AITC	221 (43.85)	INC	194 (38.49)	27 (5.36)	BJP	66 (13.1)	23 (4.56)
94	AITC	111 (48.47)	INC	68 (29.69)	43 (18.78)	BJP	42 (18.34)	8 (3.49)
95	BJP	111 (49.78)	AITC	75 (33.63)	36 (16.15)	INC	23 (10.31)	14 (6.28)
96	AITC	284 (40.34)	INC	246 (34.94)	38 (5.4)	BJP	131 (18.61)	43 (6.11)
97	AITC	239 (47.51)	INC	166 (33)	73 (14.51)	BJP	74 (14.71)	24 (4.77)
98	AITC	326 (45.28)	INC	281 (39.03)	45 (6.25)	BJP	90 (12.5)	23 (3.19)
99	AITC	296 (42.71)	INC	262 (37.81)	34 (4.9)	BJP	114 (16.45)	21 (3.03)
100	AITC	360 (46.69)	INC	258 (33.46)	102 (13.23)	BJP	121 (15.69)	32 (4.15)
101	AITC	228 (42.62)	INC	150 (28.04)	78 (14.58)	BJP	141 (26.36)	16 (2.99)
102	AITC	176 (40.37)	INC	150 (34.4)	26 (5.97)	BJP	97 (22.25)	13 (2.98)
103	BJP	239 (51.51)	AITC	103 (22.2)	136 (29.31)	INC	99 (21.34)	23 (4.96)
104	BJP	308 (47.53)	AITC	191 (29.48)	117 (18.05)	INC	125 (19.29)	24 (3.7)
105	BJP	167 (65.49)	AITC	47 (18.43)	120 (47.06)	INC	37 (14.51)	4 (1.57)
106	BJP	141 (46.38)	INC	81 (26.64)	60 (19.74)	AITC	70 (23.03)	12 (3.95)
107	BJP	171 (50)	INC	86 (25.15)	85 (24.85)	AITC	69 (20.18)	16 (4.68)
108	AITC	305 (51)	INC	175 (29.26)	130 (21.74)	BJP	86 (14.38)	32 (5.35)
109	AITC	141 (47.96)	INC	96 (32.65)	45 (15.31)	BJP	45 (15.31)	12 (4.08)
110	AITC	376 (59.12)	INC	138 (21.7)	238 (37.42)	BJP	78 (12.26)	44 (6.92)
111	BJP	235 (43.12)	AITC	185 (33.94)	50 (9.18)	INC	109 (20)	16 (2.94)

Contd....

## DISCLAIMER

The Terms of Use and Disclaimer of Datanet India Private Limited (hereinafter referred to as "Datanet") for use of this analysis report of **Bhabanipur Assembly Constituency (Bhabanipur Vidhan Sabha)** :-

1. **Assembly Factbook™** is a Registered Trade Mark owned by Datanet.
2. All the maps are sketched and graphical representation only and have not been drawn to the scale and also not to represent the actual geographical area or boundary of the unit.
3. The data for the aforesaid analysis is based on authentic sources and has been culled from the various publications of Census, CSO and NSSO for district and block level data, various central and state government departments, Central & State Elections Commissions and the concerned Returning Officers' releases, Electoral Rolls, Election results and allied publications, internal assessment, surveys, estimates and analysis. Therefore, certain adjustment of data at micro level may have been done to arrive closer to the macro data.
4. Data have been provided on an "As Is" and "As AVAILABLE" basis
5. The colours shown in the maps or diagram and charts of a particular party, alliance or AC are indicative and do not represent them.
6. This publication which includes maps, sheets, graphs and data would be the property under copyright of Datanet only. The user may use these for its internal study, analysis and research purposes. It's public display, re-selling or any commercial uses by the user are not allowed.
7. Datanet has taken due care and caution in compilation and processing of data and allied information, but does not guarantee the accuracy, adequacy or completeness of any information/analysis and will be not responsible for any errors or omissions or for the results obtained from the use of such information/analysis.
8. All the contents for the publication have been culled from various authentic sources and Datanet reasonably believes such sources to be reliable, but does not make any representations, express or implied as to the accuracy or fitness of use of such information. The information or contents of the information/analysis do not constitute advice and should not be relied upon in making (or refraining from making) any decision. Any reliance placed upon the information provided by Datanet is the sole responsibility and strictly at the user's risk.
9. In no event will Datanet be liable for any damages (including, without limitation, damages for loss of business projects, or loss of profits) arising in contract, tort or otherwise from the use of or inability to use any of its contents, or from any action taken (or refrained from being taken) as a result of using the analysis or any of its contents. Datanet its directors, owners, editors, officials, employees, distributor and agents or any associate will not be liable for any errors in the information contained or any consequences arising from the use of the contents of the provided information/analysis.
10. If any provision of these terms and conditions is held invalid or illegal or unenforceable for any reason by any court of competent jurisdiction, such provision shall be severed and the remainder of provisions of the terms and conditions shall continue in full force and effect as if the Term of Use had been executed with the invalid, illegal or unenforceable provision eliminated.
11. If there are any discrepancies in the information provided, please bring it to attention of Datanet for suitable rectification measures.

**Buy Online This Complete Book At**  
**Datanet India eBooks Store**

[\*\*www.indiastatpublications.com\*\*](http://www.indiastatpublications.com)

**or go directly at**

[\*\*http://www.indiastatpublications.com/  
Assembly\\_factbook/West\\_Bengal/Kolkata\\_Dakshin/  
Bhabanipur\*\*](http://www.indiastatpublications.com/Assembly_factbook/West_Bengal/Kolkata_Dakshin/Bhabanipur)

 **india**stat**elections**

ISBN : 978-93-5293-593-2

