



West Bengal

# Assembly Factbook™

Rashbehari Assembly Constituency



Key Electoral Data of Rashbehari  
Assembly Constituency (Vidhan Sabha)

West Bengal

# **Assembly Factbook™**

Rashbehari Assembly Constituency



Rashbehari Vidhan Sabha

## **Editor & Director**

Dr. R.K. Thukral

## **Research Editor**

Dr. Shafeeq Rahman

## **Compiled, Researched and Published by Datanet India Pvt. Ltd.**

D-100, 1st Floor,

Okhla Industrial Area, Phase-I,  
New Delhi- 110020.

Ph.: 91-11- 43580781-84

Email : support@indiastatpublications.com

Website : www.indiastatelections.com

## **Online Book Store :**

www.indiastatpublications.com

**Report No. :** AFB/WB-160-0125

**ISBN :** 978-93-5293-796-7

**First Edition :** January, 2018

**Eighth Updated Edition :** January, 2025

**Price :** Rs. 11500/-

US\$ 310

**© Datanet India Pvt. Ltd.**

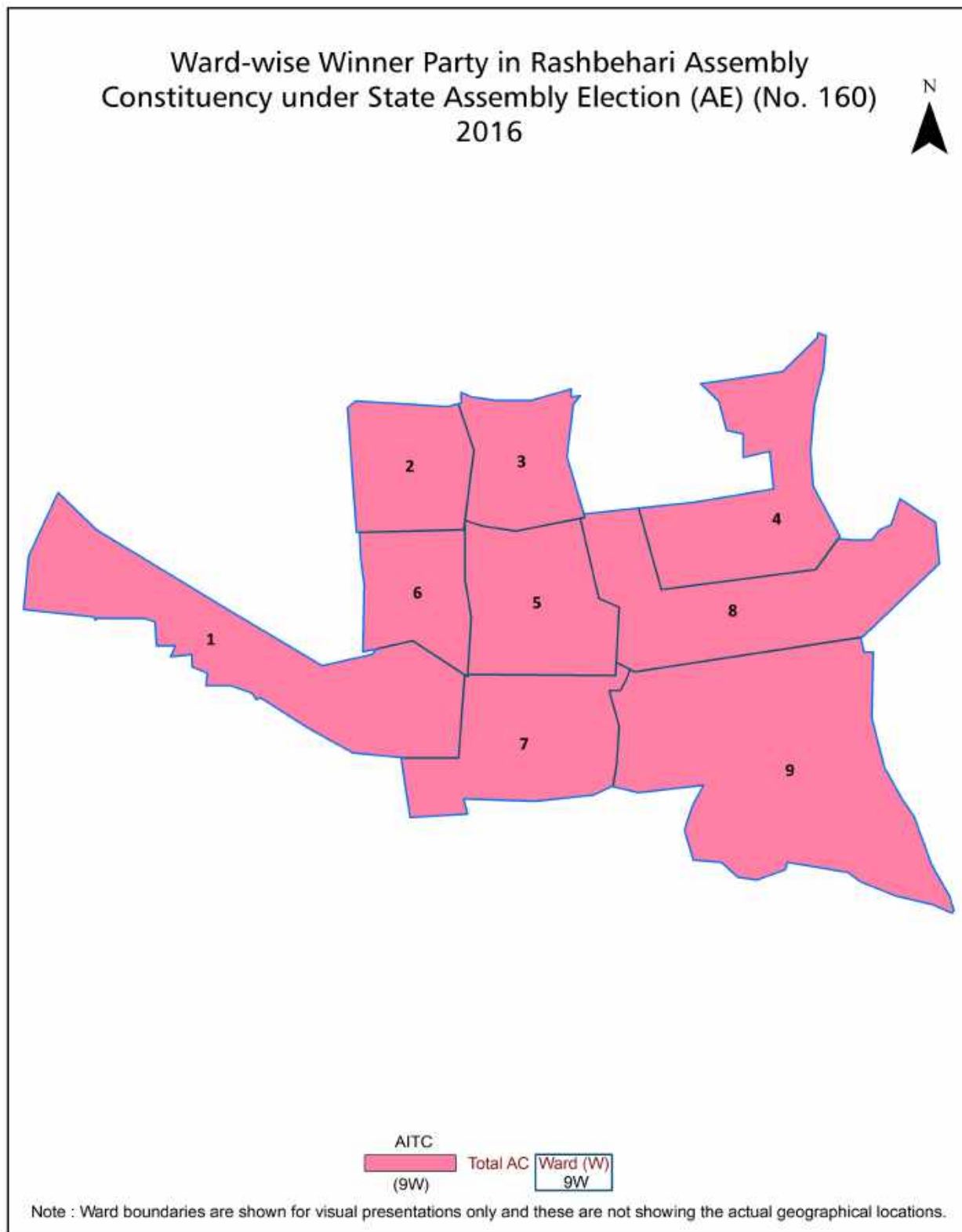
All rights reserved. No part of this book may be reproduced, stored in a retrieval system or transmitted in any form or by any means, mechanical photocopying, photographing, scanning, recording or otherwise without the prior written permission of the publisher. Please refer to Disclaimer at page no. 156 for the use of this publication.

Printed in India

## Contents

No.	Particulars	Page No.
	<b>Introduction</b>	
1	Assembly Constituency - (Vidhan Sabha) at a Glance   Features of Assembly as per Delimitation Commission of India (2008)	1-2
	<b>Location and Political Maps</b>	
2	Location Map   Boundaries of Assembly Constituency - (Vidhan Sabha) in District   Boundaries of Assembly Constituency under Parliamentary Constituency - (Lok Sabha)   Ward-wise Winner Parties- 2024, 2021, 2019, 2016, 2014, 2011 and 2009	3-10
	<b>Administrative Setup (2011)</b>	
3	District   Sub-district   Towns   Villages   Inhabited Villages   Uninhabited Villages   Village Panchayat   Intermediate Panchayat	11
	<b>Demographics (2011)</b>	
4	Population   Households   Rural/Urban Population   Ward by Population Size   Sex Ratio (Total & 0-6 Years)   Religious Population   Social Population   Literacy Rate	12-13
	<b>Electoral Features</b>	
5	Important Dates of Last Elections Held   Electors by Gender   Service Electors   Voters   Voters Turnout   Polling Stations & Average Number of Electors per Polling Station   Electors by Age Group   Present Elected Representatives	14-19
	<b>Historical Summary Election Results</b>	
6	Vote Share of Major Parties   Winning Margin (Number & Percentage)   Polarity of Parties   Summary Result of Assembly Segment of Parliamentary Elections 2024, 2019, 2014, 2009, 2004 and 1999   Summary Result of Assembly Elections 2021, 2016, 2011, 2006, 2001, 1996, 1991, 1987, 1982, 1977, 1972, 1971, 1969, 1967, 1962 and 1957	20-44
	<b>Polling Station Level Election Results</b>	
7	Name and Number of Polling Station 2024, 2021, 2019, 2016, 2014, 2011 and 2009   Polling Station-wise Electors, Voters & Voters Turnout 2024, 2021, 2019, 2016, 2014, 2011 and 2009   Polling Station wise Elections Results 2024, 2021, 2019, 2016, 2014, 2011 and 2009	45-151
	<b>Share of Assembly Constituency</b>	
8	Share of Assembly Constituency - (Vidhan Sabha) in State, District and Parliamentary Constituency - (Lok Sabha)	152
9	<b>Abbreviation &amp; Sources</b>	154-155
10	<b>Disclaimer</b>	156

## Location & Political Map

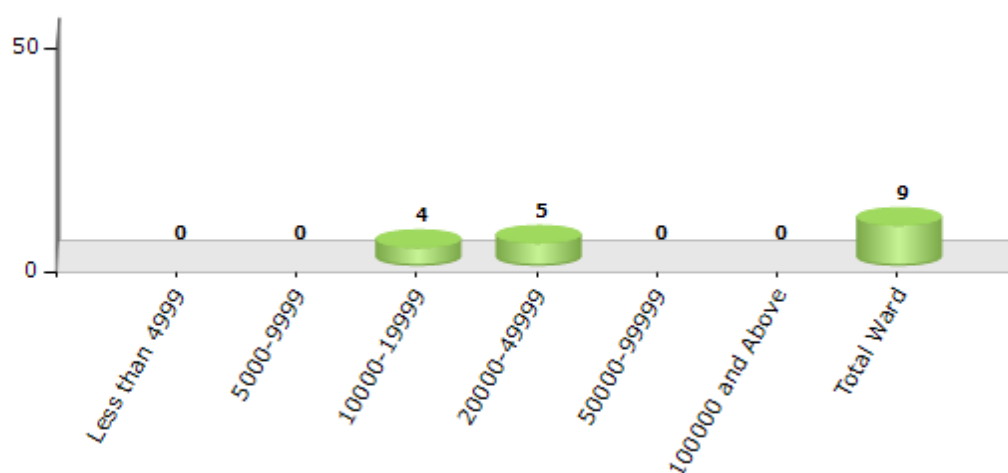


## Demographics

### Number of Ward by Population Size - 2011

Less than 4999	5000-9999	10000-19999	20000-49999	50000-99999	100000 and Above	Total Ward
0	0	4	5	0	0	9

Number of Ward by Population Size - 2011



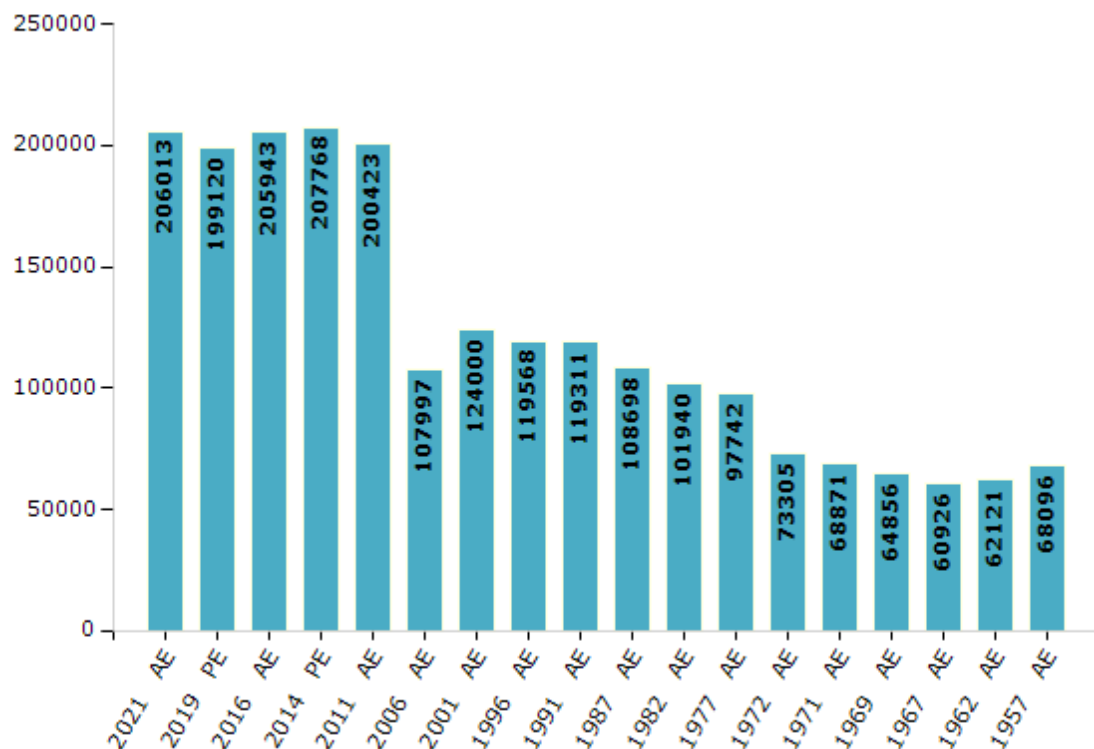
## Electoral Features

### Electors by Male & Female

Year	Male	Female	Others	Total
2021 AE	103042	102967	4	206013
2019 PE	100137	98979	4	199120
2016 AE	104123	101817	3	205943
2014 PE	106069	101697	2	207768
2011 AE	103427	96996	0	200423
2009 PE	-	-	-	-
2006 AE	57258	50739	-	107997
2004 PE	-	-	-	-
2001 AE	67210	56790	-	124000
1999 PE	-	-	-	-
1996 AE	65710	53858	-	119568

Year	Male	Female	Others	Total
1991 AE	66073	53238	-	119311
1987 AE	62007	46691	-	108698
1982 AE	57148	44792	-	101940
1977 AE	57860	39882	-	97742
1972 AE	43615	29690	-	73305
1971 AE	39301	29570	-	68871
1969 AE	40694	24162	-	64856
1967 AE	-	-	-	60926
1962 AE	-	-	-	62121
1957 AE	-	-	-	68096
1952 AE	-	-	-	-

Number of Electors



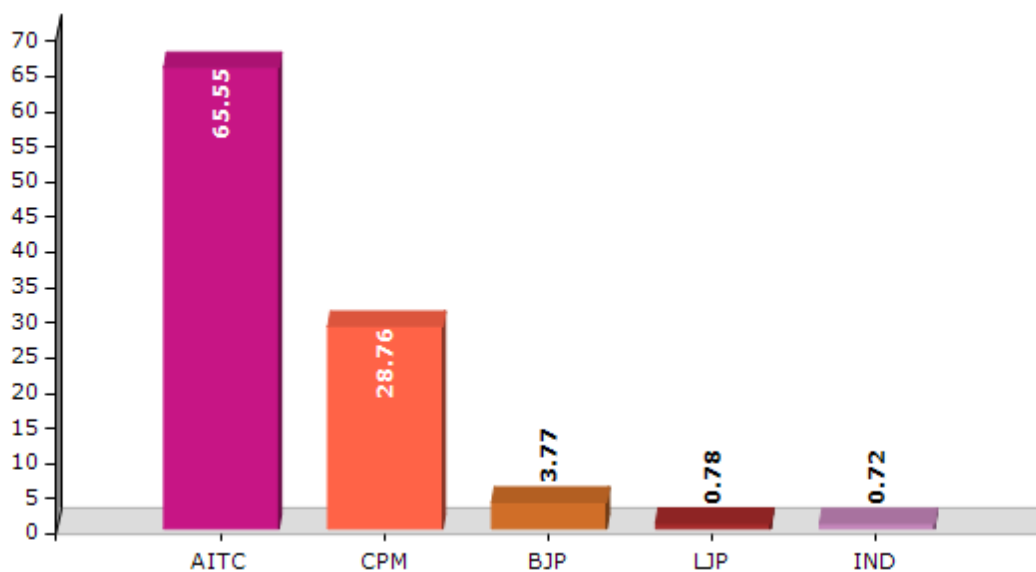
**Note :** AE : Assembly Election, PE : Assembly Segment of Parliamentary Election

## Historical Summary Election Results

### Summary Result of Assembly Election - 2011

Candidate Name	Party	Votes	Votes %
Sobhandeb Chattopadhyay	AITC	88892	65.55
Shantanu Basu	CPM	38998	28.76
Jiban Kumar Sen	BJP	5108	3.77
Mita Biswas	LJP	1059	0.78
Deb Kumar Das	IND	983	0.72
Ashim Halder	IND	563	0.42

Votes Percentage of Top Parties - 2011





## Polling Station Level Election Results

### Number and Name of Polling Stations (PS) (2016)

Number of Polling Stations	Name of Polling Stations	Number of Polling Stations	Name of Polling Stations
1	Bidya Bharati School, Room No. - 1	22	St. Joseph & Mary'S School,Room No. - 3
2	Bidya Bharati School, Room No. - 2	23	St. Joseph & Mary'S School,Room No. - 4
3	Bidya Bharati School, Room No. - 3	24	St. Joseph & Mary'S School,Room No. - 1
4	Bidya Bharati School, Room No. - 4	25	St. Joseph & Mary'S School,Room No. - 2
5	Bidya Bharati School, Room No. - 5	26	St. Joseph & Mary'S School,Room No. - 3
6	Bidya Bharati School, Room No. - 6	27	Shri Sarada Asram Balika Vidyalaya,Room No. - 1
7	Bidya Bharati School, Room No. - 7	28	Shri Sarada Asram Balika Vidyalaya,Room No. - 2
8	New Alipore College, Room No. - 1	29	Shri Sarada Asram Balika Vidyalaya, Room No. - 3
9	New Alipore College, Room No. - 2	30	Shri Sarada Asram Balika Vidyalaya, Room No. - 4
10	New Alipore College, Room No. - 3	31	Kusum Kumari Vidyamandir (New),Room No. - 1
11	Sahapur Vivekananda Vidyapith, Room No. - 1	32	Kusum Kumari Vidyamandir (New),Room No. - 2
12	Sahapur Vivekananda Vidyapith, Room No. - 2	33	Kusum Kumari Vidyamandir (New), Room No. - 3
13	Sahapur Vivekananda Vidyapith, Room No. - 3	34	Kusum Kumari Vidyamandir (New),Room No. - 4
14	Sahapur Vivekananda Vidyapith, Room No. - 4	35	South Calcutta K.G & Day School,Room No. - 1
15	New Alipore Multipurpose School, Room No. - 1	36	South Calcutta K.G & Day School,Room No. - 2
16	New Alipore Multipurpose School, Room No. - 2	37	South Calcutta K.G & Day School,Room No. - 3
17	Kashiswari Girls' High School,Room No. - 1	38	Siksha Bhit School, Room No. - 1
18	Kashiswari Girls' High School,Room No. - 2	39	Siksha Bhit School, Room No. - 2
19	Kashiswari Girls' High School, Room No. - 3	40	Siksha Bhit School, Room No. - 3
20	St. Joseph & Mary'S School,Room No. - 1	41	Siksha Bhit School, Room No. - 4
21	St. Joseph & Mary'S School,Room No. - 2	42	Adarsha Hindi Primary School (G.F.), Room No. - 1

Contd....

## Polling Station Level Election Results

### Polling Station-wise Votes Secured by Overall Top Five Parties in Rashbehari Assembly in Assembly Election (AE) under Kolkata Dakshin Parliamentary Constituency in West Bengal (2016)

Number of Polling Station	Winner - Sobhandeb Chattopadhyay (AITC)	Runner-up - Ashutosh Chatterjee (INC)	3rd - Samir Banerjee (BJP)	4th - Swati Ghosh (SUCI)	5th - Omprakash Prajapati (BSP)	NOTA	Other	Total Votes Secured
36	279	206	48	9	10	9	6	567
37	158	71	27	6	3	5	1	271
38	324	186	129	16	8	8	5	676
39	161	74	26	4	3	6	3	277
40	442	173	81	15	8	11	7	737
41	296	162	88	10	4	7	7	574
42	128	100	26	1	0	8	2	265
43	151	165	52	3	0	22	0	393
44	154	137	31	4	2	10	2	340
45	183	288	113	2	1	8	1	596
46	252	208	62	4	9	6	7	548
47	453	281	81	15	6	10	7	853
48	190	155	50	9	3	9	4	420
49	200	149	41	3	3	5	2	403
50	334	206	116	6	8	12	7	689
51	141	102	28	5	2	9	2	289
52	380	216	82	3	4	23	3	711
53	267	278	83	9	5	8	8	658
54	232	232	39	3	4	13	1	524
55	230	213	56	3	5	21	3	531
56	195	212	38	4	1	5	2	457
57	285	220	33	3	4	13	2	560
58	187	183	56	1	3	19	2	451
59	265	219	53	6	1	10	4	558
60	373	214	80	11	6	16	10	710
61	303	178	44	10	5	2	6	548
62	423	316	79	12	10	16	6	862
63	129	126	47	2	7	7	2	320
64	235	177	44	4	11	11	10	492
65	166	146	30	3	2	11	1	359
66	297	280	53	5	3	20	6	664
67	115	81	32	3	2	9	3	245
68	137	119	37	1	0	16	3	313
69	155	202	48	2	1	14	1	423
70	194	156	132	3	2	25	3	515

Contd....

## Polling Station Level Election Results

**Winner, Runner-up and 3rd Party Position & Winning Margin According to Polling Stations in Rashbehari Assembly in Assembly Election (AE) under Kolkata Dakshin Parliamentary Constituency in West Bengal (2016)**

Polling Station Number	Winner Party	Winner Votes (%)	Runner-up Party	Runner-up Votes (%)	Winning Margin Votes (%)	Third Party	Third Party Votes (%)	Other Votes (%)
75	AITC	175 (42.79)	INC	158 (38.63)	17 (4.16)	BJP	59 (14.43)	17 (4.16)
76	AITC	240 (40.47)	INC	234 (39.46)	6 (1.01)	BJP	82 (13.83)	37 (6.24)
77	INC	177 (45.85)	AITC	129 (33.42)	48 (12.43)	BJP	56 (14.51)	24 (6.22)
78	AITC	205 (52.3)	INC	141 (35.97)	64 (16.33)	BJP	26 (6.63)	20 (5.1)
79	AITC	311 (51.24)	INC	211 (34.76)	100 (16.48)	BJP	50 (8.24)	35 (5.77)
80	INC	302 (43.14)	AITC	285 (40.71)	17 (2.43)	BJP	76 (10.86)	37 (5.29)
81	AITC	289 (44.39)	INC	274 (42.09)	15 (2.3)	BJP	62 (9.52)	26 (3.99)
82	AITC	211 (53.15)	INC	133 (33.5)	78 (19.65)	BJP	36 (9.07)	17 (4.28)
83	AITC	289 (56.34)	INC	155 (30.21)	134 (26.13)	BJP	51 (9.94)	18 (3.51)
84	AITC	231 (41.4)	INC	204 (36.56)	27 (4.84)	BJP	93 (16.67)	30 (5.38)
85	AITC	265 (61.77)	INC	104 (24.24)	161 (37.53)	BJP	43 (10.02)	17 (3.96)
86	AITC	402 (54.92)	INC	180 (24.59)	222 (30.33)	BJP	96 (13.11)	54 (7.38)
87	AITC	357 (67.23)	INC	88 (16.57)	269 (50.66)	BJP	51 (9.6)	35 (6.59)
88	AITC	511 (65.01)	INC	148 (18.83)	363 (46.18)	BJP	86 (10.94)	41 (5.22)
89	AITC	261 (50.1)	INC	125 (23.99)	136 (26.11)	BJP	81 (15.55)	54 (10.36)
90	AITC	251 (52.18)	INC	157 (32.64)	94 (19.54)	BJP	45 (9.36)	28 (5.82)
91	AITC	234 (51.32)	INC	143 (31.36)	91 (19.96)	BJP	37 (8.11)	42 (9.21)
92	AITC	307 (55.12)	INC	157 (28.19)	150 (26.93)	BJP	56 (10.05)	37 (6.64)
93	AITC	143 (54.17)	INC	81 (30.68)	62 (23.49)	BJP	20 (7.58)	20 (7.58)
94	AITC	439 (62.45)	INC	148 (21.05)	291 (41.4)	BJP	75 (10.67)	41 (5.83)
95	AITC	240 (46.88)	INC	171 (33.4)	69 (13.48)	BJP	67 (13.09)	34 (6.64)
96	AITC	268 (49.81)	INC	180 (33.46)	88 (16.35)	BJP	57 (10.59)	33 (6.13)
97	AITC	336 (48.84)	INC	212 (30.81)	124 (18.03)	BJP	105 (15.26)	35 (5.09)
98	AITC	227 (53.66)	INC	140 (33.1)	87 (20.56)	BJP	37 (8.75)	19 (4.49)
99	INC	274 (46.36)	AITC	230 (38.92)	44 (7.44)	BJP	43 (7.28)	44 (7.45)
100	AITC	362 (54.19)	INC	205 (30.69)	157 (23.5)	BJP	63 (9.43)	38 (5.69)
101	AITC	304 (46.77)	INC	217 (33.38)	87 (13.39)	BJP	102 (15.69)	27 (4.15)
102	AITC	310 (45.72)	INC	180 (26.55)	130 (19.17)	BJP	141 (20.8)	47 (6.93)
103	AITC	323 (50.87)	INC	203 (31.97)	120 (18.9)	BJP	76 (11.97)	33 (5.2)
104	AITC	330 (49.55)	INC	246 (36.94)	84 (12.61)	BJP	59 (8.86)	31 (4.65)
105	AITC	340 (48.43)	INC	250 (35.61)	90 (12.82)	BJP	76 (10.83)	36 (5.13)
106	AITC	284 (46.71)	INC	194 (31.91)	90 (14.8)	BJP	85 (13.98)	45 (7.4)
107	AITC	169 (46.81)	INC	103 (28.53)	66 (18.28)	BJP	59 (16.34)	30 (8.31)
108	AITC	278 (45.65)	INC	169 (27.75)	109 (17.9)	BJP	150 (24.63)	12 (1.97)
109	AITC	271 (43.43)	INC	194 (31.09)	77 (12.34)	BJP	112 (17.95)	47 (7.53)
110	AITC	256 (42.52)	INC	231 (38.37)	25 (4.15)	BJP	76 (12.62)	39 (6.48)
111	AITC	237 (54.48)	INC	121 (27.82)	116 (26.66)	BJP	52 (11.95)	25 (5.75)

Contd....

## DISCLAIMER

The Terms of Use and Disclaimer of Datanet India Private Limited (hereinafter referred to as "Datanet") for use of this analysis report of **Rashbehari Assembly Constituency (Rashbehari Vidhan Sabha)** :-

1. **Assembly Factbook™** is a Registered Trade Mark owned by Datanet.
2. All the maps are sketched and graphical representation only and have not been drawn to the scale and also not to represent the actual geographical area or boundary of the unit.
3. The data for the aforesaid analysis is based on authentic sources and has been culled from the various publications of Census, CSO and NSSO for district and block level data, various central and state government departments, Central & State Elections Commissions and the concerned Returning Officers' releases, Electoral Rolls, Election results and allied publications, internal assessment, surveys, estimates and analysis. Therefore, certain adjustment of data at micro level may have been done to arrive closer to the macro data.
4. Data have been provided on an "As Is" and "As AVAILABLE" basis
5. The colours shown in the maps or diagram and charts of a particular party, alliance or AC are indicative and do not represent them.
6. This publication which includes maps, sheets, graphs and data would be the property under copyright of Datanet only. The user may use these for its internal study, analysis and research purposes. It's public display, re-selling or any commercial uses by the user are not allowed.
7. Datanet has taken due care and caution in compilation and processing of data and allied information, but does not guarantee the accuracy, adequacy or completeness of any information/analysis and will be not responsible for any errors or omissions or for the results obtained from the use of such information/analysis.
8. All the contents for the publication have been culled from various authentic sources and Datanet reasonably believes such sources to be reliable, but does not make any representations, express or implied as to the accuracy or fitness of use of such information. The information or contents of the information/analysis do not constitute advice and should not be relied upon in making (or refraining from making) any decision. Any reliance placed upon the information provided by Datanet is the sole responsibility and strictly at the user's risk.
9. In no event will Datanet be liable for any damages (including, without limitation, damages for loss of business projects, or loss of profits) arising in contract, tort or otherwise from the use of or inability to use any of its contents, or from any action taken (or refrained from being taken) as a result of using the analysis or any of its contents. Datanet its directors, owners, editors, officials, employees, distributor and agents or any associate will not be liable for any errors in the information contained or any consequences arising from the use of the contents of the provided information/analysis.
10. If any provision of these terms and conditions is held invalid or illegal or unenforceable for any reason by any court of competent jurisdiction, such provision shall be severed and the remainder of provisions of the terms and conditions shall continue in full force and effect as if the Term of Use had been executed with the invalid, illegal or unenforceable provision eliminated.
11. If there are any discrepancies in the information provided, please bring it to attention of Datanet for suitable rectification measures.

**Buy Online This Complete Book At**  
**Datanet India eBooks Store**

[www.indiastatpublications.com](http://www.indiastatpublications.com)

or go directly at

[http://www.indiastatpublications.com/  
Assembly\\_factbook/West\\_Bengal/Kolkata\\_Dakshin/  
Rashbehari](http://www.indiastatpublications.com/Assembly_factbook/West_Bengal/Kolkata_Dakshin/Rashbehari)

 **indiaSTAT**elections

ISBN : 978-93-5283-796-7



9 789352 837967