



West Bengal


Assembly Factbook™

Entally Assembly Constituency



Key Electoral Data of Entally
Assembly Constituency (Vidhan Sabha)

West Bengal
Assembly FactbookTM
Entally Assembly Constituency



Entally Vidhan Sabha

Editor & Director

Dr. R.K. Thukral

Research Editor

Dr. Shafeeq Rahman

Compiled, Researched and Published by Datanet India Pvt. Ltd.

D-100, 1st Floor,

Okhla Industrial Area, Phase-I,
New Delhi- 110020.

Ph.: 91-11- 43580781-84

Email : support@indiastatpublications.com

Website : www.indiastatelections.com

Online Book Store :

www.indiastatpublications.com

Report No. : AFB/WB-163-0125

ISBN : 978-93-5293-643-4

First Edition : January, 2018

Eighth Updated Edition : January, 2025

Price : Rs. 11500/-

US\$ 310

© Datanet India Pvt. Ltd.

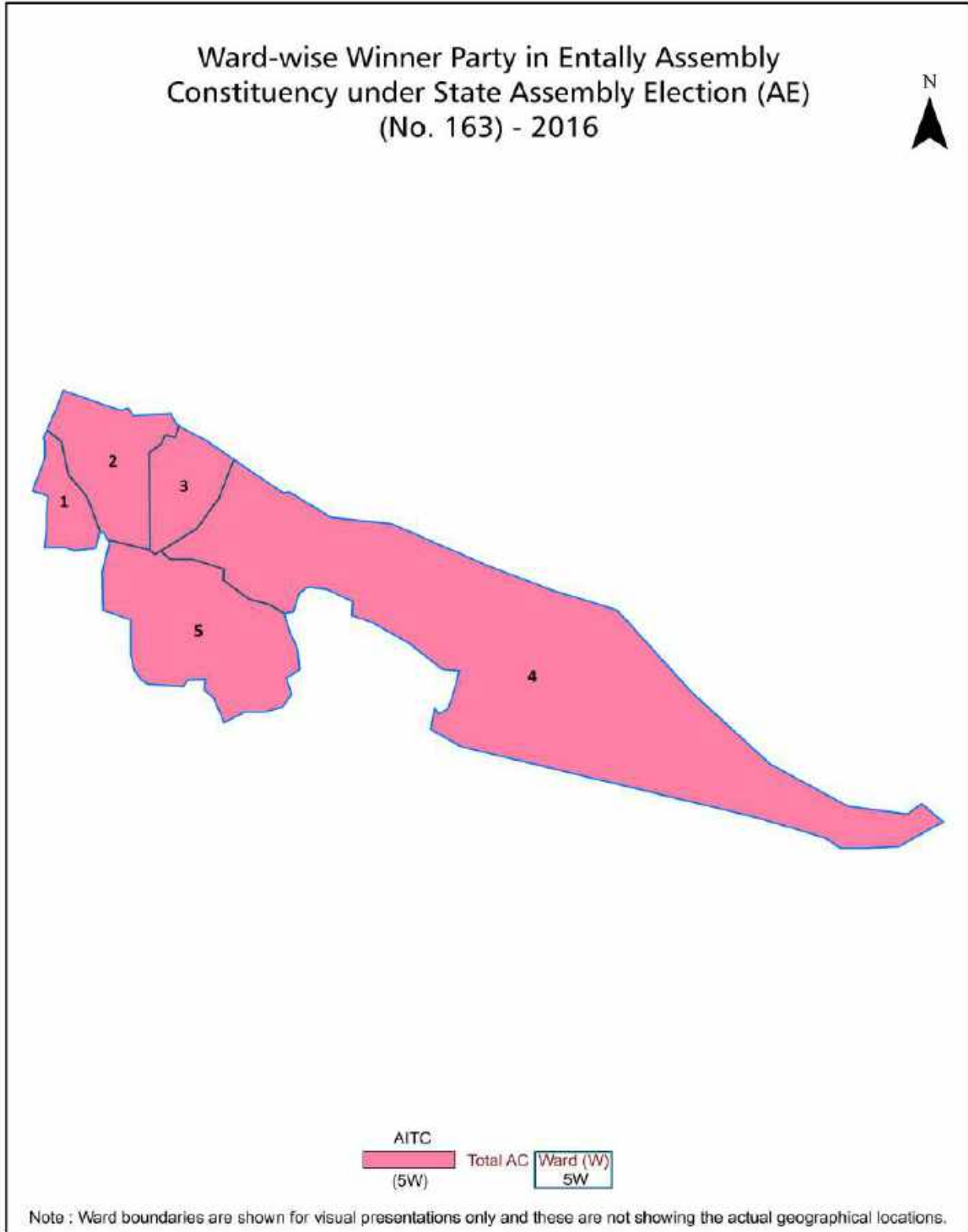
All rights reserved. No part of this book may be reproduced, stored in a retrieval system or transmitted in any form or by any means, mechanical photocopying, photographing, scanning, recording or otherwise without the prior written permission of the publisher. Please refer to Disclaimer at page no. 153 for the use of this publication.

Printed in India

Contents

No.	Particulars	Page No.
	Introduction	
1	Assembly Constituency - (Vidhan Sabha) at a Glance Features of Assembly as per Delimitation Commission of India (2008)	1-2
	Location and Political Maps	
2	Location Map Boundaries of Assembly Constituency - (Vidhan Sabha) in District Boundaries of Assembly Constituency under Parliamentary Constituency - (Lok Sabha) Ward-wise Winner Parties- 2024, 2021, 2019, 2016, 2014, 2011 and 2009	3-10
	Administrative Setup (2011)	
3	District Sub-district Towns Villages Inhabited Villages Uninhabited Villages Village Panchayat Intermediate Panchayat	11
	Demographics (2011)	
4	Population Households Rural/Urban Population Ward by Population Size Sex Ratio (Total & 0-6 Years) Religious Population Social Population Literacy Rate	12-13
	Electoral Features	
5	Important Dates of Last Elections Held Electors by Gender Service Electors Voters Voters Turnout Polling Stations & Average Number of Electors per Polling Station Electors by Age Group Present Elected Representatives	14-19
	Historical Summary Election Results	
6	Vote Share of Major Parties Winning Margin (Number & Percentage) Polarity of Parties Summary Result of Assembly Segment of Parliamentary Elections 2024, 2019, 2014, 2009, 2004 and 1999 Summary Result of Assembly Elections 2021, 2016, 2011, 2006, 2001, 1996, 1991, 1987, 1982, 1977, 1972, 1971, 1969, 1967, 1962, 1957 and 1952	20-45
	Polling Station Level Election Results	
7	Name and Number of Polling Station 2024, 2021, 2019, 2016, 2014, 2011 and 2009 Polling Station-wise Electors, Voters & Voters Turnout 2024, 2021, 2019, 2016, 2014, 2011 and 2009 Polling Station wise Elections Results 2024, 2021, 2019, 2016, 2014, 2011 and 2009	46-148
	Share of Assembly Constituency	
8	Share of Assembly Constituency - (Vidhan Sabha) in State, District and Parliamentary Constituency - (Lok Sabha)	149
9	Abbreviation & Sources	151-152
10	Disclaimer	153

Location & Political Map

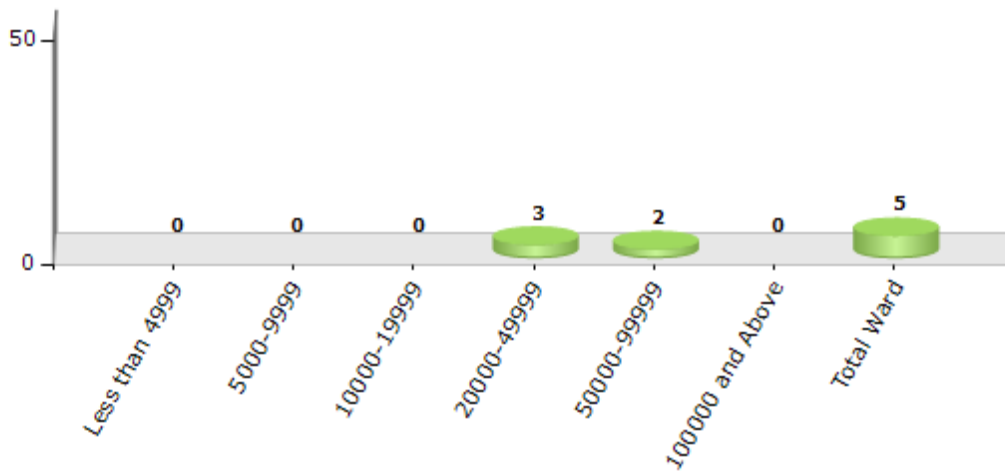


Demographics

Number of Ward by Population Size - 2011

Less than 4999	5000-9999	10000-19999	20000-49999	50000-99999	100000 and Above	Total Ward
0	0	0	3	2	0	5

Number of Ward by Population Size - 2011

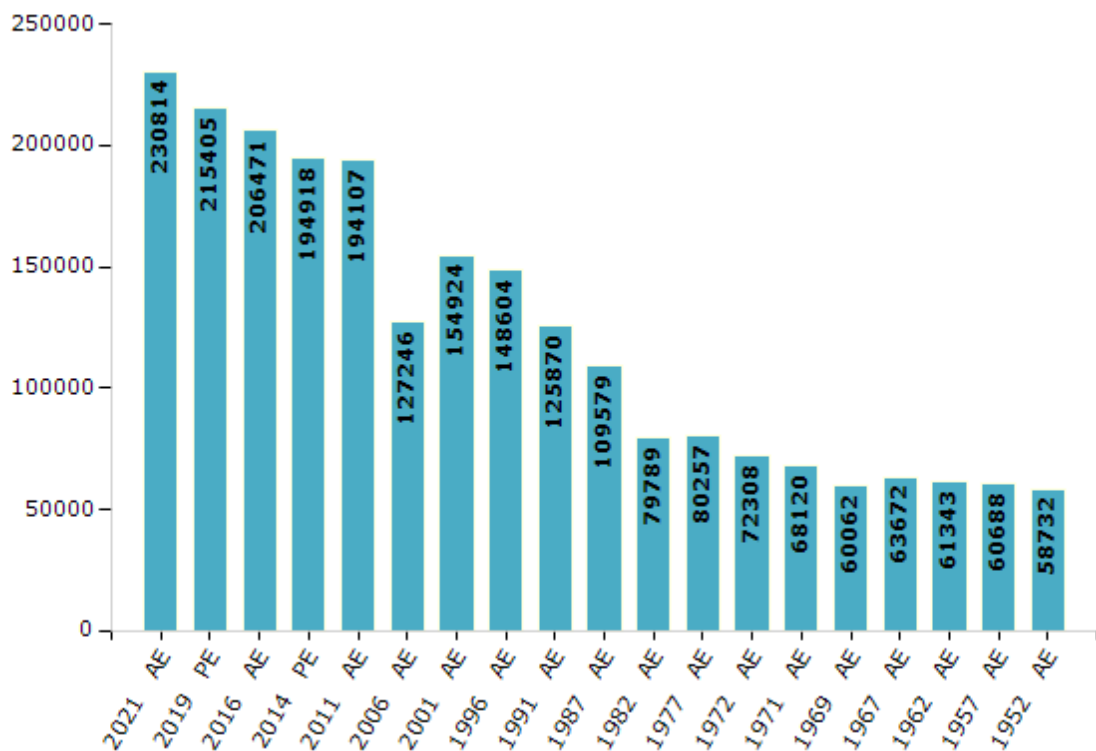


Electoral Features

Electors by Male & Female

Year	Male	Female	Others	Total	Year	Male	Female	Others	Total
2021 AE	123436	107373	5	230814	1991 AE	77585	48285	-	125870
2019 PE	116641	98760	4	215405	1987 AE	69194	40385	-	109579
2016 AE	112192	94277	2	206471	1982 AE	48085	31704	-	79789
2014 PE	106498	88418	2	194918	1977 AE	52951	27306	-	80257
2011 AE	107989	86118	0	194107	1972 AE	47412	24896	-	72308
2009 PE	-	-	-	-	1971 AE	37960	30160	-	68120
2006 AE	74053	53193	-	127246	1969 AE	39824	20238	-	60062
2004 PE	-	-	-	-	1967 AE	-	-	-	63672
2001 AE	92620	62304	-	154924	1962 AE	-	-	-	61343
1999 PE	-	-	-	-	1957 AE	-	-	-	60688
1996 AE	88851	59753	-	148604	1952 AE	-	-	-	58732

Number of Electors



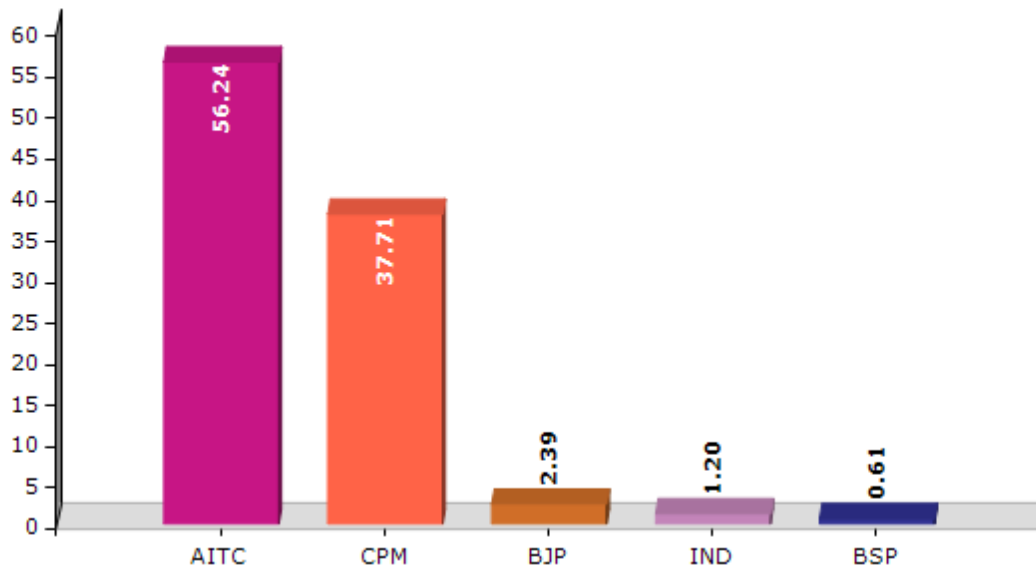
Note : AE : Assembly Election, PE : Assembly Segment of Parliamentary Election

Historical Summary Election Results

Summary Result of Assembly Election - 2011

Candidate Name	Party	Votes	Votes %
Swarna Kamal Saha	AITC	75891	56.24
Debesh Das	CPM	50895	37.71
Sudhir Kumar Pandey	BJP	3230	2.39
Prasenjit Sarkar	IND	1619	1.2
Kori Ram Janam	BSP	824	0.61
Hira Sumanta	JD(U)	769	0.57
Ashok Saha	IND	653	0.48
Mir Tipu Sultan Ali	PDS	477	0.35
Prabir Hazra	IND	355	0.26
Mihir Kumar Dutta	IND	240	0.18

Votes Percentage of Top Parties - 2011



Polling Station Level Election Results

Number and Name of Polling Stations (PS) (2016)

Number of Polling Stations	Name of Polling Stations	Number of Polling Stations	Name of Polling Stations
1	Entally Academy.	22	Anjuman Girls Higher Secondary School.
2	Entally Academy.	23	Anjuman Girls Higher Secondary School.
3	Entally Academy.	24	Anjuman Mufidul Islam Girls High School.
4	Entally Academy.	25	Anjuman Mufidul Islam Girls High School.
5	Entally Academy.	26	Anjuman Mufidul Islam Girls High School.
6	Taltala Dispensary & Ward 54 Health Unit	27	Anjuman Mufidul Islam Girls High School.
7	Taltala Dispensary & Ward 54 Health Unit	28	Anjuman Mufidul Islam Girls High School.
8	Kmc Health Unit And Community Hall	29	Anjuman Mufidul Islam Girls High School.
9	Kmc Health Unit And Community Hall	30	Anjuman Mufidul Islam Girls High School.
10	Kmc Health Unit And Community Hall	31	Anjuman Mufidul Islam Girls High School.
11	Kmc Health Unit And Community Hall	32	Anjuman Mufidul Islam Girls High School.
12	Taltala Dispensary & Ward 54 Health Unit	33	Anjuman Girls Primary School.
13	Kmc Health Unit And Community Hall	34	Anjuman Girls Primary School.
14	Taltala Dispensary & Ward 54 Health Unit	35	Anjuman Girls Primary School.
15	Taltala Dispensary & Ward 54 Health Unit	36	Anjuman Girls Primary School.
16	Kolkata Municipal Corporation Primary School.	37	Anjuman Girls Primary School.
17	Kolkata Municipal Corporation Primary School.	38	Anjuman Girls Primary School.
18	Kolkata Municipal Corporation Primary School.	39	Entally Hindu Balika Vidyamandir
19	Kolkata Municipal Corporation Primary School.	40	Entally Hindu Balika Vidyamandir
20	Anjuman Girls Higher Secondary School.	41	Entally Hindu Balika Vidyamandir
21	Anjuman Girls Higher Secondary School.	42	Entally Hindu Balika Vidyamandir

Contd....

Polling Station Level Election Results

Polling Station-wise Votes Secured by Overall Top Five Parties in Entally Assembly in Assembly Election (AE) under Kolkata Uttar Parliamentary Constituency in West Bengal (2016)

Number of Polling Station	Winner - Swarna Kamal Saha (AITC)	Runner-up - Debesh Das (CPM)	3rd - Sudhir Kumar Pandey (BJP)	4th - Anil Kumar Ram (BSP)	5th - Mir Tipu Sultan Ali (PDS)	NOTA	Other	Total Votes Secured
36	380	168	17	1	2	5	2	575
37	295	80	10	0	1	7	1	394
38	340	92	6	2	0	2	5	447
39	414	177	84	4	3	5	10	697
40	207	114	68	2	0	7	1	399
41	202	147	56	8	5	9	7	434
42	493	157	92	2	7	19	9	779
43	187	164	91	5	0	4	12	463
44	289	179	152	6	4	19	12	661
45	200	135	133	6	1	15	4	494
46	130	107	94	2	1	18	2	354
47	113	96	128	3	3	12	4	359
48	132	107	66	3	1	15	0	324
49	215	209	67	12	1	2	16	522
50	186	167	103	1	1	21	6	485
51	194	167	68	6	4	19	5	463
52	172	205	40	2	2	17	8	446
53	222	158	58	2	0	17	5	462
54	247	185	104	3	4	8	3	554
55	269	177	75	2	0	16	5	544
56	204	119	150	2	0	26	3	504
57	198	140	75	4	2	11	4	434
58	99	107	20	2	1	3	3	235
59	448	145	61	7	8	17	13	699
60	414	250	29	6	7	10	12	728
61	416	224	23	9	5	12	14	703
62	478	209	123	8	4	13	23	858
63	375	214	89	8	10	15	15	726
64	235	165	64	2	3	9	5	483
65	130	116	48	0	0	1	2	297
66	319	151	40	2	2	10	6	530
67	283	257	89	8	4	12	9	662
68	448	183	52	12	8	14	11	728
69	107	83	78	5	0	10	4	287
70	201	114	43	1	2	1	2	364

Contd....

Polling Station Level Election Results

Winner, Runner-up and 3rd Party Position & Winning Margin According to Polling Stations in Entally Assembly in Assembly Election (AE) under Kolkata Uttar Parliamentary Constituency in West Bengal (2016)

Polling Station Number	Winner Party	Winner Votes (%)	Runner-up Party	Runner-up Votes (%)	Winning Margin Votes (%)	Third Party	Third Party Votes (%)	Other Votes (%)
75	CPM	160 (49.08)	AITC	114 (34.97)	46 (14.11)	BJP	36 (11.04)	16 (4.91)
76	AITC	164 (39.81)	CPM	159 (38.59)	5 (1.22)	BJP	68 (16.5)	21 (5.1)
77	AITC	292 (47.1)	CPM	242 (39.03)	50 (8.07)	BJP	63 (10.16)	23 (3.71)
78	CPM	224 (40.88)	AITC	213 (38.87)	11 (2.01)	BJP	76 (13.87)	35 (6.39)
79	CPM	224 (46.96)	AITC	175 (36.69)	49 (10.27)	BJP	58 (12.16)	20 (4.19)
80	AITC	277 (61.83)	CPM	86 (19.2)	191 (42.63)	BJP	76 (16.96)	9 (2.01)
81	AITC	298 (61.57)	CPM	123 (25.41)	175 (36.16)	BJP	51 (10.54)	12 (2.48)
82	AITC	249 (52.2)	CPM	121 (25.37)	128 (26.83)	BJP	80 (16.77)	27 (5.66)
83	AITC	228 (48.1)	CPM	157 (33.12)	71 (14.98)	BJP	68 (14.35)	21 (4.43)
84	AITC	295 (53.83)	CPM	167 (30.47)	128 (23.36)	BJP	70 (12.77)	16 (2.92)
85	AITC	266 (53.63)	CPM	136 (27.42)	130 (26.21)	BJP	76 (15.32)	18 (3.63)
86	AITC	254 (59.07)	CPM	149 (34.65)	105 (24.42)	BJP	9 (2.09)	18 (4.19)
87	AITC	338 (66.67)	CPM	130 (25.64)	208 (41.03)	BJP	11 (2.17)	28 (5.52)
88	AITC	69 (43.95)	CPM	54 (34.39)	15 (9.56)	BJP	26 (16.56)	8 (5.1)
89	AITC	257 (53.43)	CPM	140 (29.11)	117 (24.32)	BJP	53 (11.02)	31 (6.44)
90	AITC	354 (48.56)	CPM	198 (27.16)	156 (21.4)	BJP	127 (17.42)	50 (6.86)
91	AITC	202 (42.89)	CPM	154 (32.7)	48 (10.19)	BJP	99 (21.02)	16 (3.4)
92	AITC	634 (72.46)	CPM	153 (17.49)	481 (54.97)	BJP	38 (4.34)	50 (5.71)
93	AITC	587 (69.63)	CPM	202 (23.96)	385 (45.67)	BJP	16 (1.9)	38 (4.51)
94	AITC	381 (53.51)	CPM	241 (33.85)	140 (19.66)	BJP	63 (8.85)	27 (3.79)
95	AITC	311 (71.82)	CPM	96 (22.17)	215 (49.65)	BJP	10 (2.31)	16 (3.7)
96	AITC	385 (49.87)	CPM	285 (36.92)	100 (12.95)	BJP	53 (6.87)	49 (6.35)
97	AITC	254 (45.28)	CPM	243 (43.32)	11 (1.96)	BJP	47 (8.38)	17 (3.03)
98	AITC	357 (47.86)	CPM	286 (38.34)	71 (9.52)	BJP	72 (9.65)	31 (4.16)
99	AITC	75 (37.69)	BJP	62 (31.16)	13 (6.53)	CPM	52 (26.13)	10 (5.03)
100	AITC	279 (44.01)	CPM	262 (41.32)	17 (2.69)	BJP	72 (11.36)	21 (3.31)
101	AITC	205 (45.15)	CPM	201 (44.27)	4 (0.88)	BJP	36 (7.93)	12 (2.64)
102	AITC	270 (52.33)	CPM	150 (29.07)	120 (23.26)	BJP	56 (10.85)	40 (7.75)
103	AITC	249 (50.61)	CPM	202 (41.06)	47 (9.55)	BJP	15 (3.05)	26 (5.28)
104	AITC	437 (60.53)	CPM	240 (33.24)	197 (27.29)	BJP	15 (2.08)	30 (4.16)
105	AITC	192 (46.38)	CPM	187 (45.17)	5 (1.21)	BJP	17 (4.11)	18 (4.35)
106	AITC	193 (44.78)	CPM	181 (42)	12 (2.78)	BJP	45 (10.44)	12 (2.78)
107	AITC	217 (58.65)	CPM	114 (30.81)	103 (27.84)	BJP	11 (2.97)	28 (7.57)
108	CPM	248 (43.74)	AITC	245 (43.21)	3 (0.53)	BJP	18 (3.17)	56 (9.88)
109	CPM	205 (51)	AITC	143 (35.57)	62 (15.43)	BJP	35 (8.71)	19 (4.73)
110	AITC	250 (47.17)	CPM	232 (43.77)	18 (3.4)	BJP	28 (5.28)	20 (3.77)
111	CPM	266 (46.18)	AITC	257 (44.62)	9 (1.56)	BJP	24 (4.17)	29 (5.03)

Contd....

DISCLAIMER

The Terms of Use and Disclaimer of Datanet India Private Limited (hereinafter referred to as "Datanet") for use of this analysis report of **Entally Assembly Constituency (Entally Vidhan Sabha)** :-

1. **Assembly Factbook™** is a Registered Trade Mark owned by Datanet.
2. All the maps are sketched and graphical representation only and have not been drawn to the scale and also not to represent the actual geographical area or boundary of the unit.
3. The data for the aforesaid analysis is based on authentic sources and has been culled from the various publications of Census, CSO and NSSO for district and block level data, various central and state government departments, Central & State Elections Commissions and the concerned Returning Officers' releases, Electoral Rolls, Election results and allied publications, internal assessment, surveys, estimates and analysis. Therefore, certain adjustment of data at micro level may have been done to arrive closer to the macro data.
4. Data have been provided on an "As Is" and "As AVAILABLE" basis
5. The colours shown in the maps or diagram and charts of a particular party, alliance or AC are indicative and do not represent them.
6. This publication which includes maps, sheets, graphs and data would be the property under copyright of Datanet only. The user may use these for its internal study, analysis and research purposes. It's public display, re-selling or any commercial uses by the user are not allowed.
7. Datanet has taken due care and caution in compilation and processing of data and allied information, but does not guarantee the accuracy, adequacy or completeness of any information/analysis and will be not responsible for any errors or omissions or for the results obtained from the use of such information/analysis.
8. All the contents for the publication have been culled from various authentic sources and Datanet reasonably believes such sources to be reliable, but does not make any representations, express or implied as to the accuracy or fitness of use of such information. The information or contents of the information/analysis do not constitute advice and should not be relied upon in making (or refraining from making) any decision. Any reliance placed upon the information provided by Datanet is the sole responsibility and strictly at the user's risk.
9. In no event will Datanet be liable for any damages (including, without limitation, damages for loss of business projects, or loss of profits) arising in contract, tort or otherwise from the use of or inability to use any of its contents, or from any action taken (or refrained from being taken) as a result of using the analysis or any of its contents. Datanet its directors, owners, editors, officials, employees, distributor and agents or any associate will not be liable for any errors in the information contained or any consequences arising from the use of the contents of the provided information/analysis.
10. If any provision of these terms and conditions is held invalid or illegal or unenforceable for any reason by any court of competent jurisdiction, such provision shall be severed and the remainder of provisions of the terms and conditions shall continue in full force and effect as if the Term of Use had been executed with the invalid, illegal or unenforceable provision eliminated.
11. If there are any discrepancies in the information provided, please bring it to attention of Datanet for suitable rectification measures.

Buy Online This Complete Book At
Datanet India eBooks Store

www.indiastatpublications.com

or go directly at

[http://www.indiastatpublications.com/
Assembly_factbook/West_Bengal/Kolkata_Uttar/Entally](http://www.indiastatpublications.com/Assembly_factbook/West_Bengal/Kolkata_Uttar/Entally)

i **india**stat**elections**

