



West Bengal

Assembly Factbook™

Kashipur-Belgachia Assembly Constituency



Key Electoral Data of Kashipur-Belgachia
Assembly Constituency (Vidhan Sabha)

West Bengal

Assembly Factbook™

Kashipur-Belgachia Assembly Constituency



Kashipur-Belgachia Vidhan Sabha

Editor & Director

Dr. R.K. Thukral

Research Editor

Dr. Shafeeq Rahman

Compiled, Researched and Published by Datanet India Pvt. Ltd.

D-100, 1st Floor,

Okhla Industrial Area, Phase-I,
New Delhi- 110020.

Ph.: 91-11- 43580781-84

Email : support@indiastatpublications.com

Website : www.indiastatelections.com

Online Book Store :

www.indiastatpublications.com

Report No. : AFB/WB-168-0123

ISBN : 978-93-5293-700-4

First Edition : January, 2018

Sixth Updated Edition : January, 2023

Price : Rs. 11500/-

US\$ 310

© Datanet India Pvt. Ltd.

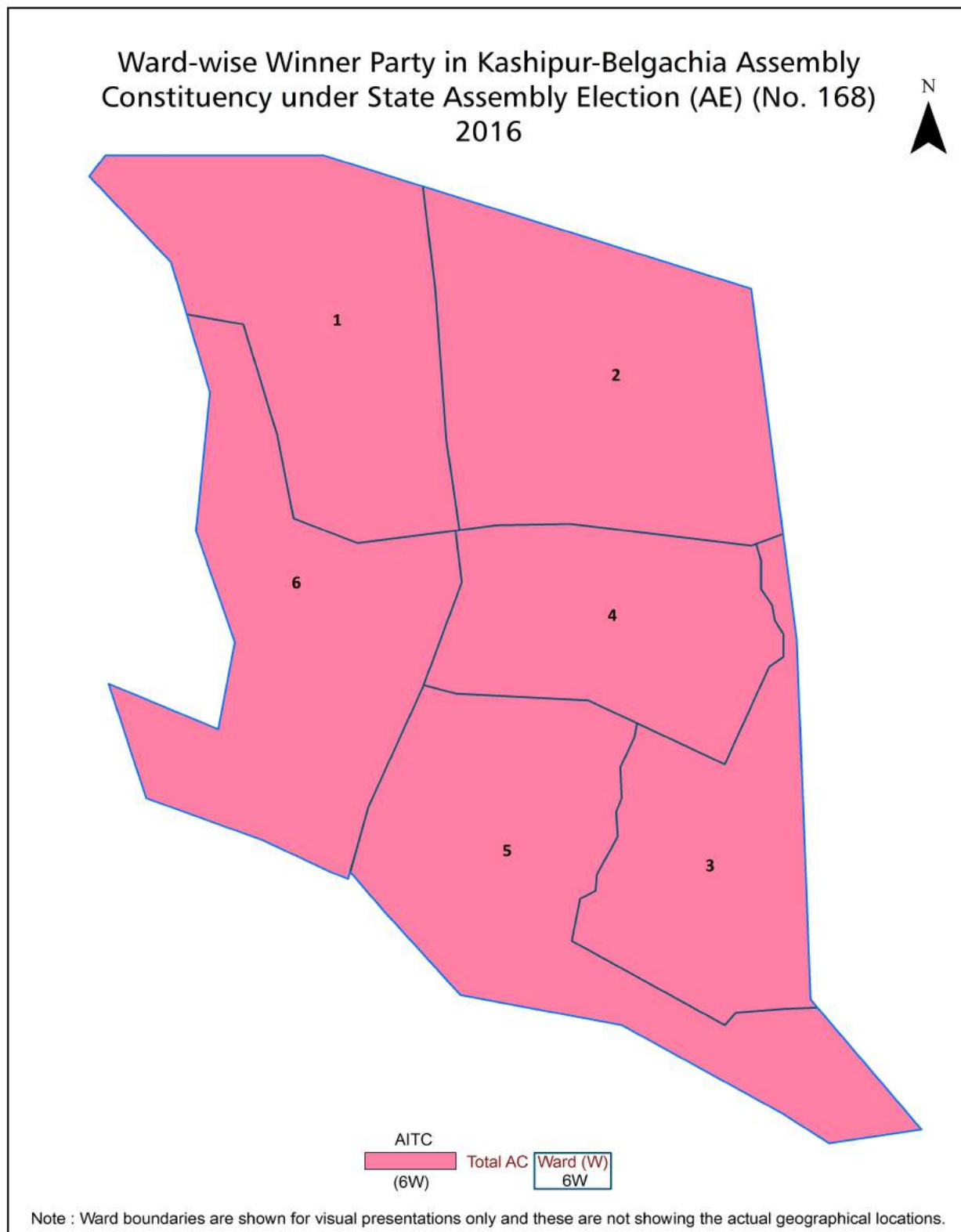
All rights reserved. No part of this book may be reproduced, stored in a retrieval system or transmitted in any form or by any means, mechanical photocopying, photographing, scanning, recording or otherwise without the prior written permission of the publisher. Please refer to Disclaimer at page no. 142 for the use of this publication.

Printed in India

Contents

No.	Particulars	Page No.
	Introduction	
1	Assembly Constituency - (Vidhan Sabha) at a Glance Features of Assembly as per Delimitation Commission of India (2008)	1-2
	Location and Political Maps	
2	Location Map Boundaries of Assembly Constituency - (Vidhan Sabha) in District Boundaries of Assembly Constituency under Parliamentary Constituency - (Lok Sabha) Ward-wise Winner Parties- 2021, 2019, 2016, 2014, 2011 and 2009	3-10
	Administrative Setup (2011)	
3	District Sub-district Towns Villages Inhabited Villages Uninhabited Villages Village Panchayat Intermediate Panchayat	11-11
	Demographics (2011)	
4	Population Households Rural/Urban Population Ward by Population Size Sex Ratio (Total & 0-6 Years) Religious Population Social Population Literacy Rate	12-13
	Electoral Features	
5	Important Dates of Last Elections Held Electors by Gender Service Electors Voters Voters Turnout Polling Stations & Average Number of Electors per Polling Station Electors by Age Group Present Elected Representatives	14-19
	Historical Summary Election Results	
6	Vote Share of Major Parties Winning Margin (Number & Percentage) Polarity of Parties Summary Result of Assembly Segment of Parliamentary Elections 2019, 2014 and 2009 Summary Result of Assembly Elections 2021, 2016 and 2011	20-29
	Polling Station Level Election Results	
7	Name and Number of Polling Station 2021, 2019, 2016, 2014, 2011 and 2009 Polling Station-wise Electors, Voters & Voters Turnout 2021, 2019, 2016, 2014, 2011 and 2009 Polling Station wise Elections Results 2021, 2019, 2016, 2014, 2011 and 2009	30-137
	Share of Assembly Constituency	
8	Share of Assembly Constituency - (Vidhan Sabha) in State, District and Parliamentary Constituency - (Lok Sabha)	138
9	Abbreviation & Sources	140-141
10	Disclaimer	142

Location & Political Map

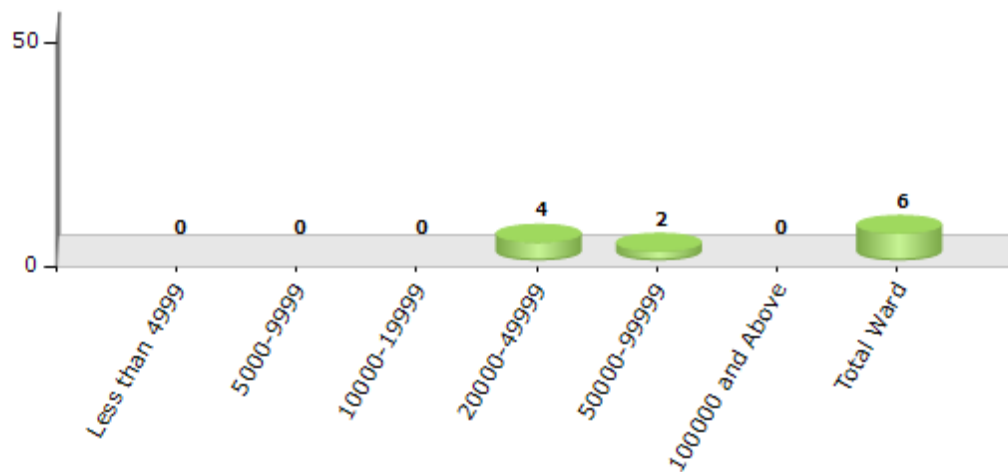


Demographics

Number of Ward by Population Size - 2011

Less than 4999	5000-9999	10000-19999	20000-49999	50000-99999	100000 and Above	Total Ward
0	0	0	4	2	0	6

Number of Ward by Population Size - 2011

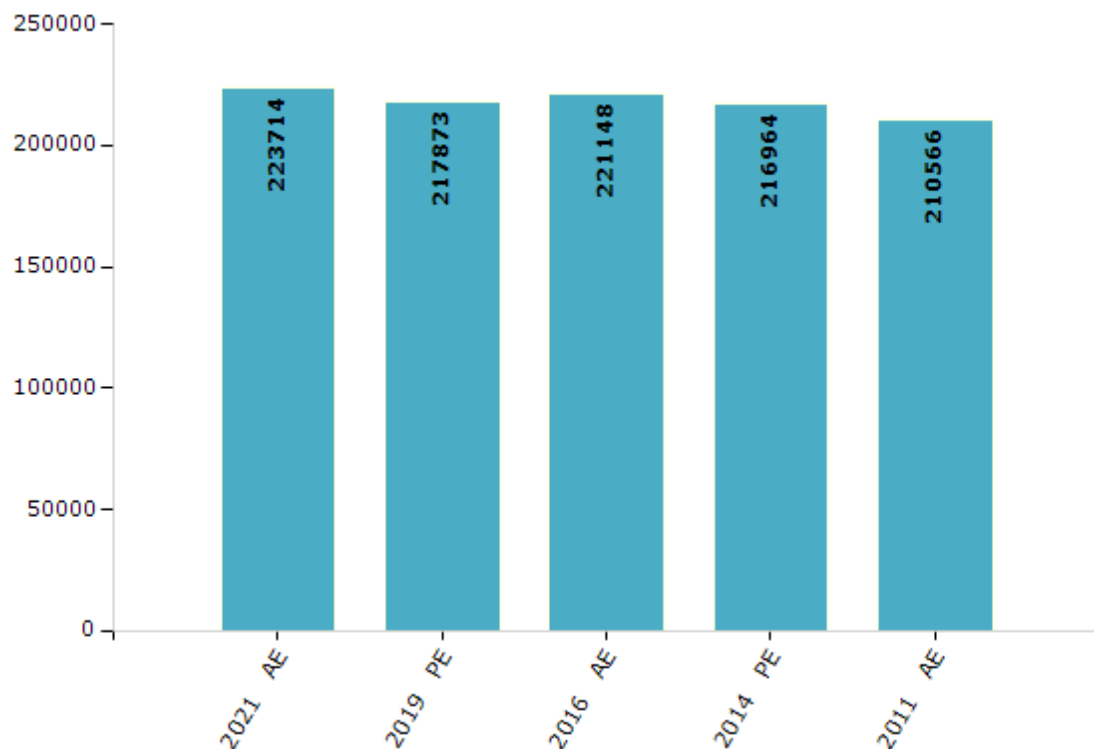


Electoral Features

Electors by Male & Female

Year	Male	Female	Others	Total	Year	Male	Female	Others	Total
2021 AE	117464	106249	1	223714	1991 AE	-	-	-	-
2019 PE	115302	102570	1	217873	1987 AE	-	-	-	-
2016 AE	117942	103205	1	221148	1982 AE	-	-	-	-
2014 PE	116278	100685	1	216964	1977 AE	-	-	-	-
2011 AE	115237	95329	0	210566	1972 AE	-	-	-	-
2009 PE	-	-	-	-	1971 AE	-	-	-	-
2006 AE	-	-	-	-	1969 AE	-	-	-	-
2004 PE	-	-	-	-	1967 AE	-	-	-	-
2001 AE	-	-	-	-	1962 AE	-	-	-	-
1999 PE	-	-	-	-	1957 AE	-	-	-	-
1996 AE	-	-	-	-	1952 AE	-	-	-	-

Number of Electors



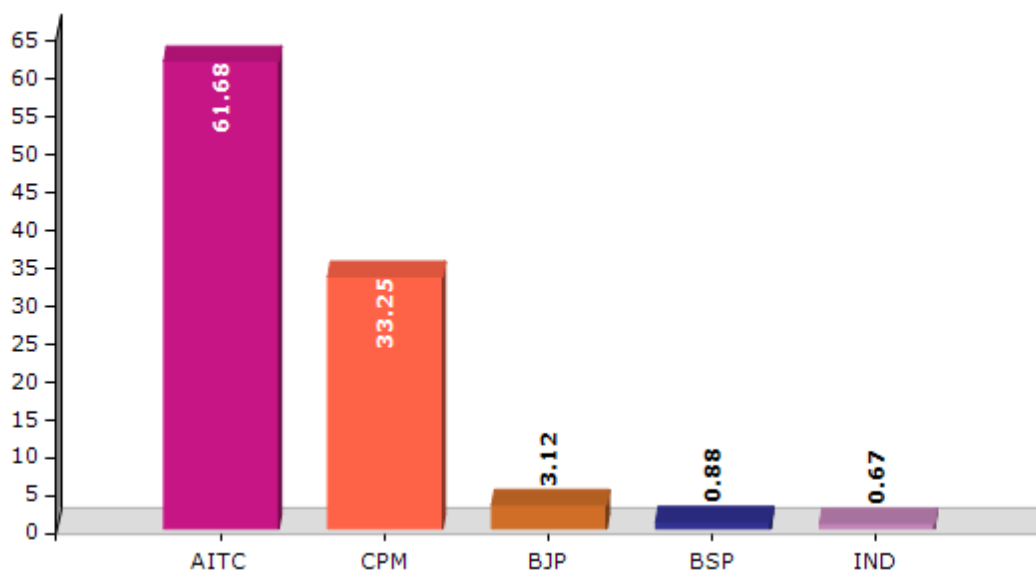
Note : AE : Assembly Election, PE : Assembly Segment of Parliamentary Election

Historical Summary Election Results

Summary Result of Assembly Election - 2011

Candidate Name	Party	Votes	Votes %
Mala Saha	AITC	87408	61.68
Kaninika Ghosh (Bose)	CPM	47124	33.25
Aditya Tandon	BJP	4420	3.12
Rakesh Kumar Kori	BSP	1241	0.88
Sourav Mitra	IND	951	0.67
Ashoke Kumar Naskar	IND	577	0.41

Votes Percentage of Top Parties - 2011



Polling Station Level Election Results

Number and Name of Polling Stations (PS) (2016)

Number of Polling Stations	Name of Polling Stations	Number of Polling Stations	Name of Polling Stations
1	Cossipore Harisankar Banipith H.S.School, Room No.-1	22	Cossipore Harisankar Banipith H.S.School, Room No.- 4
2	Cossipore Institution For Boys,Room No.-1	23	Cossipore Harisankar Banipith H.S.School, Room No.- 5
3	Cossipore Institution For Boys,Room No.-2	24	Cossipore Institution For Girls, Room No.1
4	Cossipore Institution For Boys,Room No.-3	25	Cossipore Institution For Girls, Room No.2
5	K.M.C.P. School, Room No.-1	26	Cossipore Institution For Girls Room No.3
6	K.M.C.P. School, Room No.-2	27	Cossipore Institution For Girls Room No.4
7	Kmc Ward Office, Uttarayan Community Hall, Room No.-1	28	K.M.C. Ward Office Uttarayan Community Hall, Roomno. - 6
8	Kmc Ward Office, Uttarayan Community Hall, Room No.-2	29	K.M.C. Ward Office Uttarayan Community Hall, Roomno. - 7
9	Matri Sakti Siksha Sanskrit Samaj, Room No-1	30	K.M.D.A. Primary School (Housing Estate Police Qtrs.),Room No.-1
10	Matri Sakti Siksha Sanskrit Samaj, Room No-2	31	K.M.D.A. Primary School (Housing Estate Police Qtrs.),Room No.-2
11	Matri Sakti Siksha Sanskrit Samaj, Room No-3	32	K.M.D.A. Primary School (Housing Estate Police Qtrs.),Room No.-3
12	Matri Sakti Siksha Sanskrit Samaj, Room No-4	33	North Calcutta Polytechnic,Room No.-2
13	North Calcutta Polytechnic, Room No.-1	34	North Calcutta Polytechnic,Room No.-3
14	Shri Gopal Vidyamandir,Room No.1	35	North Calcutta Polytechnic,Room No.-4
15	Shri Gopal Vidyamandir,Room No.2	36	B.T.Road Govt. Sponsored H.S.School, Room No.-1
16	Shri Gopal Vidyamandir,Room No.3	37	B.T.Road Govt. Sponsored H.S.School, Room No.-2
17	K.M.C. Ward Office Uttarayan Community Hall, Roomno. - 3	38	B.T.Road Govt. Sponsored H.S.School, Room No.-3
18	K.M.C. Ward Office Uttarayan Community Hall, Roomno. - 4	39	Cossipore Institution For Girls Room No. 5
19	K.M.C. Ward Office Uttarayan Community Hall, Roomno. - 5	40	Cossipore Institution For Girls Room No. 6
20	Cossipore Harisankar Banipith H.S.School, Room No.-2	41	B.T.Road Govt. Sponsored H.S.School, Room No.-4
21	Cossipore Harisankar Banipith H.S.School, Room No.- 3	42	B.T.Road Govt. Sponsored H.S.School, Room No.-5

Contd....

Polling Station Level Election Results

Polling Station-wise Votes Secured by Overall Top Five Parties in Kashipur-Belgachia Assembly in Assembly Election (AE) under Kolkata Uttar Parliamentary Constituency in West Bengal (2016)

Number of Polling Station	Winner - Mala Saha (AITC)	Runner-up - Kaninika Bose (Ghosh) (CPM)	3rd - Aditya Tandon (BJP)	4th - Md Azimullah (BSP)	5th - Jyotsna Ray Pain (IND)	NOTA	Other	Total Votes Secured
36	343	149	159	5	1	13	3	673
37	226	88	39	5	1	6	5	370
38	266	127	112	2	0	9	4	520
39	320	194	162	4	1	9	5	695
40	323	253	66	5	1	12	4	664
41	377	54	77	5	1	5	6	525
42	308	134	59	3	1	15	3	523
43	333	119	58	1	0	5	1	517
44	321	124	34	3	2	13	4	501
45	306	211	99	10	2	5	4	637
46	325	277	35	11	5	9	13	675
47	261	164	17	7	1	1	2	453
48	201	201	24	3	9	3	6	447
49	188	182	43	9	5	9	4	440
50	263	271	16	8	3	7	2	570
51	200	145	125	3	9	12	6	500
52	299	244	79	4	5	9	4	644
53	203	108	133	1	4	7	3	459
54	211	87	107	9	1	4	4	423
55	321	219	64	5	2	6	4	621
56	217	221	55	6	3	4	10	516
57	246	150	269	7	1	5	2	680
58	287	139	104	2	1	4	3	540
59	249	179	88	4	2	6	5	533
60	277	170	35	7	2	6	7	504
61	185	105	56	1	2	3	2	354
62	125	132	23	5	3	3	2	293
63	203	246	53	1	1	16	1	521
64	233	233	71	2	0	18	4	561
65	247	235	43	2	3	19	0	549
66	166	150	27	3	0	14	3	363
67	177	176	43	2	0	7	3	408
68	264	235	45	0	0	36	4	584
69	284	216	64	1	3	11	2	581
70	220	164	35	0	1	16	2	438

Contd....

Polling Station Level Election Results

Winner, Runner-up and 3rd Party Position & Winning Margin According to Polling Stations in Kashipur-Belgachia Assembly in Assembly Election (AE) under Kolkata Uttar Parliamentary Constituency in West Bengal (2016)

Polling Station Number	Winner Party	Winner Votes (%)	Runner-up Party	Runner-up Votes (%)	Winning Margin Votes (%)	Third Party	Third Party Votes (%)	Other Votes (%)
75	AITC	358 (50.85)	CPM	231 (32.81)	127 (18.04)	BJP	88 (12.5)	27 (3.84)
76	AITC	309 (45.64)	CPM	247 (36.48)	62 (9.16)	BJP	101 (14.92)	20 (2.95)
77	AITC	201 (56.46)	CPM	122 (34.27)	79 (22.19)	BJP	18 (5.06)	15 (4.21)
78	AITC	293 (46.51)	CPM	258 (40.95)	35 (5.56)	BJP	57 (9.05)	22 (3.49)
79	AITC	306 (52.31)	CPM	197 (33.68)	109 (18.63)	BJP	64 (10.94)	18 (3.08)
80	AITC	169 (42.25)	CPM	169 (42.25)	0 (0)	BJP	39 (9.75)	23 (5.75)
81	CPM	178 (44.72)	AITC	163 (40.95)	15 (3.77)	BJP	40 (10.05)	17 (4.27)
82	AITC	219 (50.23)	BJP	160 (36.7)	59 (13.53)	CPM	50 (11.47)	7 (1.61)
83	AITC	230 (43.64)	BJP	223 (42.31)	7 (1.33)	CPM	73 (13.85)	1 (0.19)
84	AITC	181 (41.14)	CPM	124 (28.18)	57 (12.96)	BJP	113 (25.68)	22 (5)
85	AITC	285 (47.9)	BJP	182 (30.59)	103 (17.31)	CPM	111 (18.66)	17 (2.86)
86	AITC	265 (51.66)	CPM	177 (34.5)	88 (17.16)	BJP	49 (9.55)	22 (4.29)
87	AITC	264 (46.32)	CPM	182 (31.93)	82 (14.39)	BJP	105 (18.42)	19 (3.33)
88	AITC	266 (63.03)	CPM	103 (24.41)	163 (38.62)	BJP	39 (9.24)	14 (3.32)
89	CPM	236 (66.48)	AITC	90 (25.35)	146 (41.13)	BJP	24 (6.76)	5 (1.41)
90	AITC	124 (46.1)	CPM	121 (44.98)	3 (1.12)	BJP	16 (5.95)	8 (2.97)
91	AITC	250 (47.8)	CPM	196 (37.48)	54 (10.32)	BJP	50 (9.56)	27 (5.16)
92	CPM	173 (54.92)	AITC	112 (35.56)	61 (19.36)	BJP	19 (6.03)	11 (3.49)
93	AITC	283 (48.46)	CPM	217 (37.16)	66 (11.3)	BJP	56 (9.59)	28 (4.79)
94	AITC	206 (46.4)	CPM	176 (39.64)	30 (6.76)	BJP	41 (9.23)	21 (4.73)
95	AITC	277 (47.19)	CPM	240 (40.89)	37 (6.3)	BJP	46 (7.84)	24 (4.09)
96	AITC	248 (52.65)	CPM	161 (34.18)	87 (18.47)	BJP	42 (8.92)	20 (4.25)
97	AITC	176 (43.35)	CPM	153 (37.68)	23 (5.67)	BJP	60 (14.78)	17 (4.19)
98	AITC	205 (48.46)	CPM	156 (36.88)	49 (11.58)	BJP	43 (10.17)	19 (4.49)
99	AITC	318 (48.4)	CPM	258 (39.27)	60 (9.13)	BJP	53 (8.07)	28 (4.26)
100	AITC	341 (49.42)	CPM	275 (39.86)	66 (9.56)	BJP	60 (8.7)	14 (2.03)
101	AITC	246 (65.25)	CPM	101 (26.79)	145 (38.46)	BJP	18 (4.77)	12 (3.18)
102	AITC	226 (57.51)	CPM	124 (31.55)	102 (25.96)	BJP	34 (8.65)	9 (2.29)
103	AITC	235 (48.35)	CPM	177 (36.42)	58 (11.93)	BJP	39 (8.02)	35 (7.2)
104	AITC	201 (55.22)	CPM	115 (31.59)	86 (23.63)	BJP	32 (8.79)	16 (4.4)
105	AITC	330 (50.23)	CPM	262 (39.88)	68 (10.35)	BJP	57 (8.68)	8 (1.22)
106	AITC	345 (59.28)	CPM	168 (28.87)	177 (30.41)	BJP	46 (7.9)	23 (3.95)
107	AITC	319 (58.21)	CPM	182 (33.21)	137 (25)	BJP	28 (5.11)	19 (3.47)
108	AITC	218 (58.45)	CPM	102 (27.35)	116 (31.1)	BJP	37 (9.92)	16 (4.29)
109	AITC	122 (45.52)	CPM	95 (35.45)	27 (10.07)	BJP	37 (13.81)	14 (5.22)
110	AITC	223 (43.05)	CPM	221 (42.66)	2 (0.39)	BJP	52 (10.04)	22 (4.25)
111	AITC	390 (57.44)	CPM	213 (31.37)	177 (26.07)	BJP	53 (7.81)	23 (3.39)

Contd....

DISCLAIMER

The Terms of Use and Disclaimer of Datanet India Private Limited (hereinafter referred to as "Datanet") for use of this analysis report of **Kashipur-Belgachia Assembly Constituency (Kashipur-Belgachia Vidhan Sabha)** :-

1. **Assembly Factbook™** is a Registered Trade Mark owned by Datanet.
2. All the maps are sketched and graphical representation only and have not been drawn to the scale and also not to represent the actual geographical area or boundary of the unit.
3. The data for the aforesaid analysis is based on authentic sources and has been culled from the various publications of Census, CSO and NSSO for district and block level data, various central and state government departments, Central & State Elections Commissions and the concerned Returning Officers' releases, Electoral Rolls, Election results and allied publications, internal assessment, surveys, estimates and analysis. Therefore, certain adjustment of data at micro level may have been done to arrive closer to the macro data.
4. Data have been provided on an "As Is" and "As AVAILABLE" basis
5. The colours shown in the maps or diagram and charts of a particular party, alliance or AC are indicative and do not represent them.
6. This publication which includes maps, sheets, graphs and data would be the property under copyright of Datanet only. The user may use these for its internal study, analysis and research purposes. It's public display, re-selling or any commercial uses by the user are not allowed.
7. Datanet has taken due care and caution in compilation and processing of data and allied information, but does not guarantee the accuracy, adequacy or completeness of any information/analysis and will be not responsible for any errors or omissions or for the results obtained from the use of such information/analysis.
8. All the contents for the publication have been culled from various authentic sources and Datanet reasonably believes such sources to be reliable, but does not make any representations, express or implied as to the accuracy or fitness of use of such information. The information or contents of the information/analysis do not constitute advice and should not be relied upon in making (or refraining from making) any decision. Any reliance placed upon the information provided by Datanet is the sole responsibility and strictly at the user's risk.
9. In no event will Datanet be liable for any damages (including, without limitation, damages for loss of business projects, or loss of profits) arising in contract, tort or otherwise from the use of or inability to use any of its contents, or from any action taken (or refrained from being taken) as a result of using the analysis or any of its contents. Datanet its directors, owners, editors, officials, employees, distributor and agents or any associate will not be liable for any errors in the information contained or any consequences arising from the use of the contents of the provided information/analysis.
10. If any provision of these terms and conditions is held invalid or illegal or unenforceable for any reason by any court of competent jurisdiction, such provision shall be severed and the remainder of provisions of the terms and conditions shall continue in full force and effect as if the Term of Use had been executed with the invalid, illegal or unenforceable provision eliminated.
11. If there are any discrepancies in the information provided, please bring it to attention of Datanet for suitable rectification measures.

Buy Online This Complete Book At
Datanet India eBooks Store

www.indiastatpublications.com

or go directly at

[http://www.indiastatpublications.com/
Assembly_factbook/West_Bengal/Kolkata_Uttar/ Kashipur-
Belgachia](http://www.indiastatpublications.com/Assembly_factbook/West_Bengal/Kolkata_Uttar/Kashipur-Belgachia)

 **indiastat**elections

ISBN : 978-93-5293-700-4

