



Bihar

Assembly Factbook™

Bhagalpur Assembly Constituency



Key Electoral Data of Bhagalpur
Assembly Constituency (Vidhan Sabha)

Bihar

Assembly Factbook™

Bhagalpur Assembly Constituency



Bhagalpur Vidhan Sabha

Editor & Director

Dr. R.K. Thukral

Research Editor

Dr. Shafeeq Rahman

Compiled, Researched and Published by Datanet India Pvt. Ltd.

D-100, 1st Floor,

Okhla Industrial Area, Phase-I,
New Delhi- 110020.

Ph.: 91-11- 43580781-84

Email : support@indiastatpublications.com

Website : www.indiastatelections.com

Online Book Store :

www.indiastatpublications.com

Report No. : AFB/BR-156-0125

ISBN : 978-93-5301-823-8

First Edition : January, 2018

Eighth Updated Edition : January, 2025

Price : Rs. 11500/-

US\$ 310

© Datanet India Pvt. Ltd.

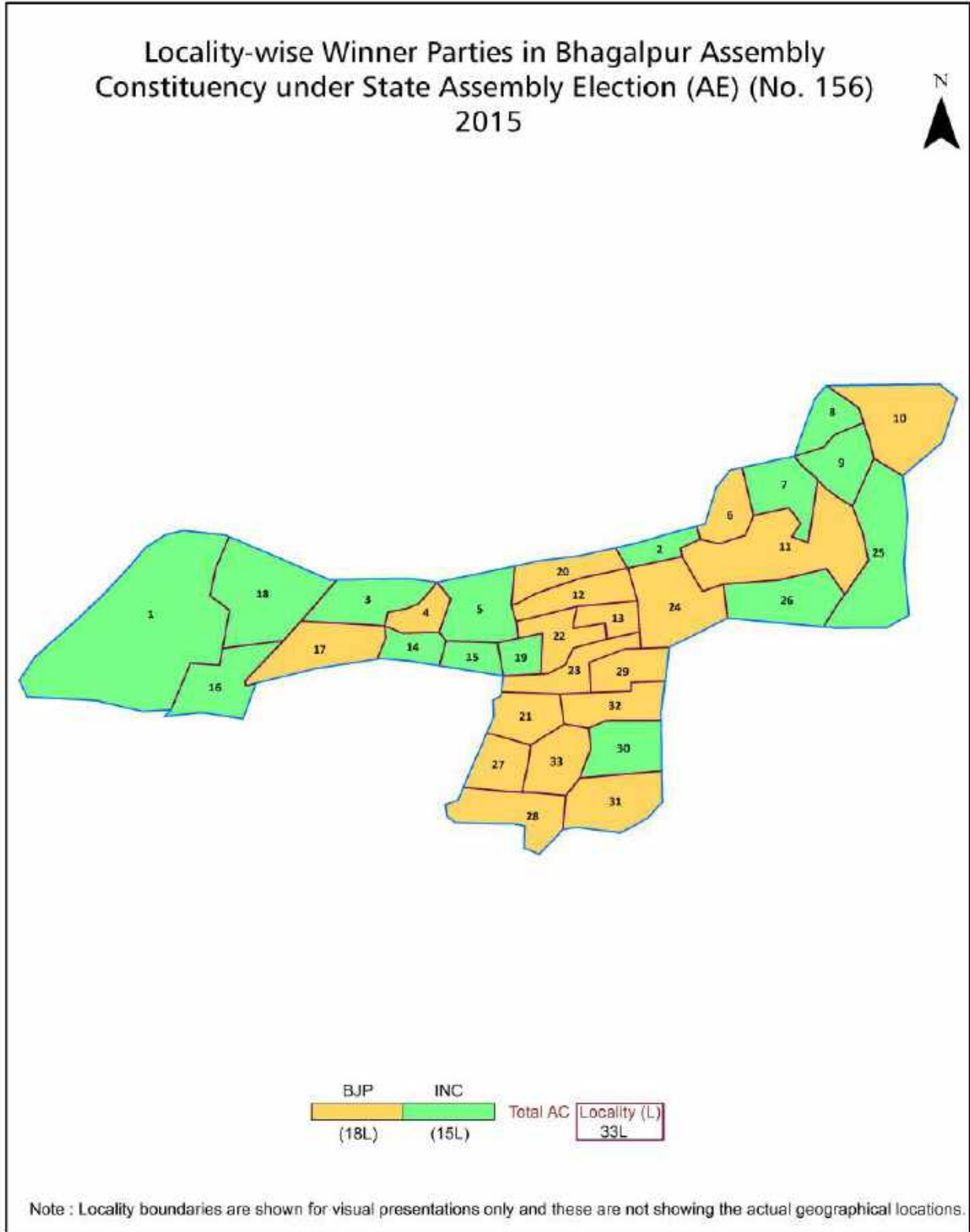
All rights reserved. No part of this book may be reproduced, stored in a retrieval system or transmitted in any form or by any means, mechanical photocopying, photographing, scanning, recording or otherwise without the prior written permission of the publisher. Please refer to Disclaimer at page no. 259 for the use of this publication.

Printed in India

Contents

No.	Particulars	Page No.
	Introduction	
1	Assembly Constituency - (Vidhan Sabha) at a Glance Features of Assembly as per Delimitation Commission of India (2008)	1-2
	Location and Political Maps	
2	Location Map Boundaries of Assembly Constituency - (Vidhan Sabha in District Boundaries of Assembly Constituency under Parliamentary Constituency - (Lok Sabha) Locality-wise Winner Parties- 2024, 2020, 2019, 2015, 2014, 2010 and 2009	3-11
	Administrative Setup (2011)	
3	District Sub-district Towns Villages Inhabited Villages Uninhabited Villages Village Panchayat Intermediate Panchayat	12
	Demographics (2011)	
4	Population Households Rural/Urban Population Sex Ratio (Total & 0-6 Years) Religious Population Social Population Literacy Rate	13-14
	Electoral Features	
5	Important Dates of Last Elections Held Electors by Gender Service Electors Voters Voters Turnout Polling Stations & Average Number of Electors per Polling Station Electors by Age Group Present Elected Representatives	15-20
	Historical Summary Election Results	
6	Vote Share of Major Parties Winning Margin (Number & Percentage Polarity of Parties Summary Result of Assembly Segment of Parliamentary Elections 2024, 2019, 2014, 2009, 2004 and 1999 Summary Result of Assembly Elections 2020, 2015, 2010, 2005 (Oct), 2005 (Feb), 2000, 1995, 1990, 1985, 1980, 1977, 1972, 1969, 1967, 1962, 1957 and 1952	21-48
	Polling Station Level Election Results	
7	Name and Number of Polling Station 2024, 2020, 2019, 2015, 2014, 2010 and 2009 Polling Station-wise Electors, Voters & Voters Turnout 2024, 2020, 2019, 2015, 2014, 2010 and 2009 Polling Station wise Elections Results 2024, 2020, 2019, 2015, 2014, 2010 and 2009	49-253
	Share of Assembly Constituency	
8	Share of Assembly Constituency - (Vidhan Sabha) in State, District and Parliamentary Constituency - (Lok Sabha)	254
9	Abbreviation & Sources	256-258
10	Disclaimer	259

Location & Political Map

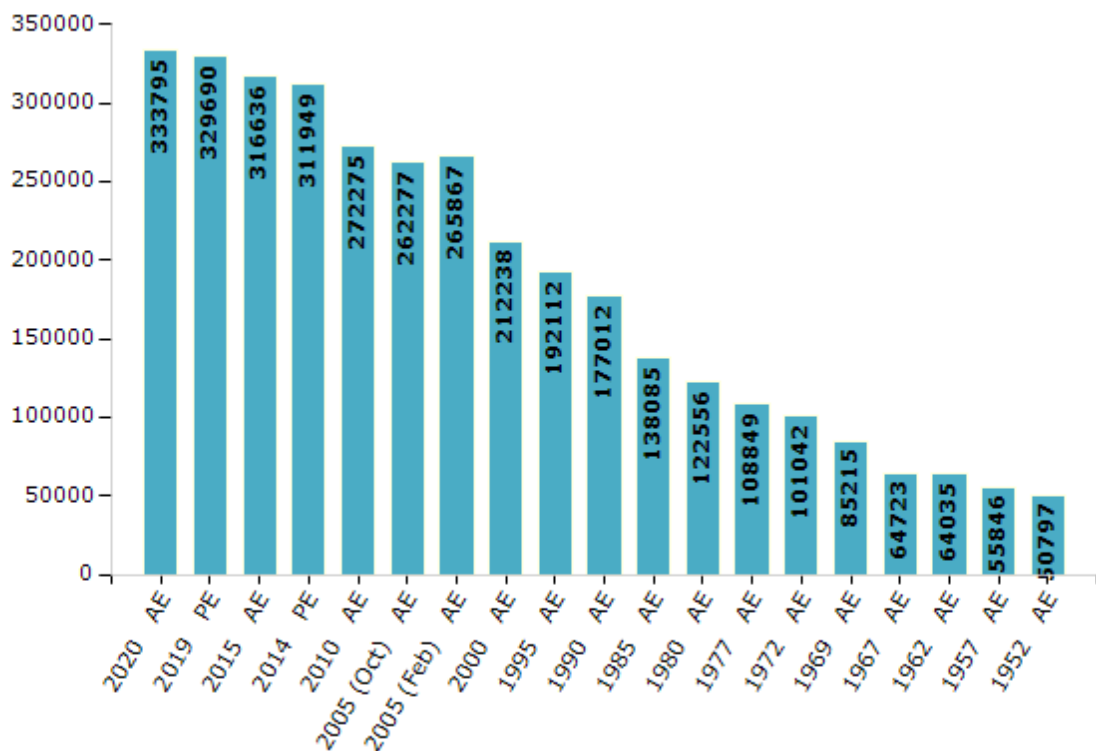


Electoral Features

Electors by Male & Female

Year	Male	Female	Others	Total	Year	Male	Female	Others	Total
2020 AE	177544	156233	18	333795	1995 AE	105228	86884	-	192112
2019 PE	175929	153741	20	329690	1990 AE	96883	80129	-	177012
2015 AE	170041	146576	19	316636	1985 AE	75489	62596	-	138085
2014 PE	167956	143976	17	311949	1980 AE	67410	55146	-	122556
2010 AE	148800	123475	0	272275	1977 AE	56032	52817	-	108849
2009 PE	-	-	-	-	1972 AE	50870	50172	-	101042
2005 (Oct) AE	142205	120072	-	262277	1969 AE	40391	44824	-	85215
2005 (Feb) AE	143702	122165	-	265867	1967 AE	-	-	-	64723
2004 PE	-	-	-	-	1962 AE	-	-	-	64035
2000 AE	116478	95760	-	212238	1957 AE	-	-	-	55846
1999 PE	-	-	-	-	1952 AE	-	-	-	50797

Number of Electors



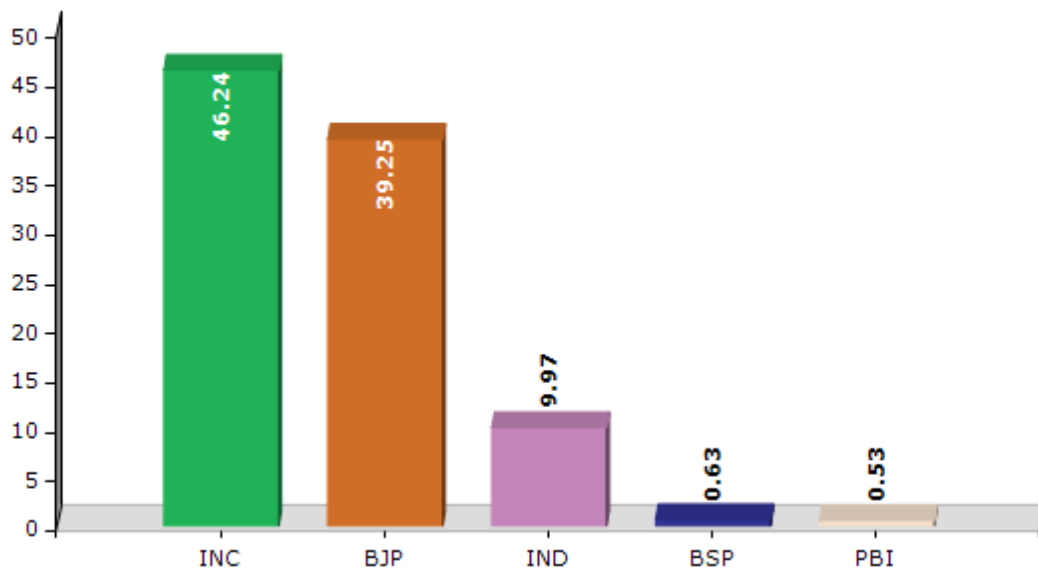
Note : AE : Assembly Election, PE : Assembly Segment of Parliamentary Election

Historical Summary Election Results

Summary Result of Assembly Election - 2015

Candidate Name	Party	Votes	Votes %
Ajeet Sharma	INC	70514	46.24
Arjit Shashwat Choubey	BJP	59856	39.25
Bijay Pd. Sah	IND	15212	9.97
Md Shahab Alam	BSP	954	0.63
Ravishankar Singh	PBI	810	0.53
Syed Bashar Ali	CPI(ML)(L)	612	0.4
Om Bhasker	IND	579	0.38
Aruna Devi	NTP	492	0.32
Munshi Das	IND	479	0.31
Dayaram Mandal	BMUP	268	0.18
Gopal Bharti	SP	235	0.15
	NOTA	2500	1.64

Votes Percentage of Top Parties - 2015



Polling Station Level Election Results

Number and Name of Polling Stations (PS) (2020)

Number of Polling Stations	Name of Polling Stations	Number of Polling Stations	Name of Polling Stations
1	Madhya Vidyalay, Maskan Barari Champanagar Purab Bhag	13	Urdu Prathamik Vidyalay Sahebaganj, Dakshin Bhag
1A	Madhya Vidyalay, Maskan Barari Champanagar Purab Bhag	14	Madhya Vidyalay, Sahebaganj, Purab Bhag
2	Mahashay Tarakanath Ghosh Madhya Vidyalay, Champanagar Pashchim Bhag	14A	Madhya Vidyalay, Sahebaganj, Purab Bhag
2A	Mahashay Tarakanath Ghosh Madhya Vidyalay, Champanagar Pashchim Bhag	15	Madhya Vidyalay, Sahebaganj, Madhya Bhag
3	Madhya Vidyalay Maskan Barari, Champa Nagar Madhya Bhag	15A	Madhya Vidyalay, Sahebaganj, Madhya Bhag
3A	Madhya Vidyalay Maskan Barari, Champa Nagar Madhya Bhag	16	Madhya Vidyalay, Sahebaganj, Pashchim Bhag
4	Madhya Vidyalay, Maskan Brari, Champa Nagar Uttar Bhag	16A	Madhya Vidyalay, Sahebaganj, Pashchim Bhag
5	Mahashay Taraknath Ghosh Madhya Vidyalay, Champanagar Uttar Bhag	17	Kanya Prathamik Vidyalay, Sahebaganj Purab Bhag
5A	Mahashay Taraknath Ghosh Madhya Vidyalay, Champanagar Uttar Bhag	17A	Kanya Prathamik Vidyalay, Sahebaganj Purab Bhag
6	Gurukul Uacch Vidyalay, Nathnagar Paschim Bhag	18	Laxmi Narayan Khadi Bhandar, Naya Bajar Purav Bhag
6A	Gurukul Uacch Vidyalay, Nathnagar Paschim Bhag	19	Laxmi Narayan Khadi Bhandar, Naya Bazar Paschim Bhag
7	Mahashay Taraknath Ghosh Madhya Vidyalay, Champanagar Madhya Bhag	20	Madan Lal Kanya Madhya Vidyalay, Naya Bajar Uttar Bhag
7A	Mahashay Taraknath Ghosh Madhya Vidyalay, Champanagar Madhya Bhag	20A	Madan Lal Kanya Madhya Vidyalay, Naya Bajar Uttar Bhag
8	Mahasha Taraknath Ghosh Madhya Vidyalay, Champanagar Naya Bhavan Dakshin Bhag	21	Madan Lal Kanya Madhya Vidyalay, Naya Bajar Dakshin Bhag
8A	Mahasha Taraknath Ghosh Madhya Vidyalay, Champanagar Naya Bhavan Dakshin Bhag	21A	Madan Lal Kanya Madhya Vidyalay, Naya Bajar Dakshin Bhag
9	Mahashay Taraknath Ghosh Madhya Vidyalay, Champanagar, Naya Bhawan Madhya Bhag	22	Mahadev Singh Mahavidyalay, Saray, Purab Bhag
9A	Mahashay Taraknath Ghosh Madhya Vidyalay, Champanagar, Naya Bhawan Madhya Bhag	22A	Mahadev Singh Mahavidyalay, Saray, Purab Bhag
10	Rajakiy Madhya Vidyalay, Mohanapur, Nathanagar, Naragah Dakshini Bhag	23	Mahadev Sinh Mahavidyalay, Saray, Madhya Bhag
11	Rajakiy Madhya Vidyalay, Mohanapur, Nathanagar, Naragah Uttar Bhag	23A	Mahadev Sinh Mahavidyalay, Saray, Madhya Bhag
12	Urdu Prathamik Vidyalay Sahebaganj, Uttar Bhag	24	Mahadev Singh Mahavidyalay, Saray Pashchim Bhag
12A	Urdu Prathamik Vidyalay Sahebaganj, Uttar Bhag	25	Madan Lal Kanya Madhya Vidyalay, Purana Bhavan, Naya Bajar

Contd....

Polling Station Level Election Results

Polling Station-wise Votes Secured by Overall Top Five Parties in Bhagalpur Assembly in Assembly Election (AE) under Bhagalpur Parliamentary Constituency in Bihar (2020)

Number of Polling Station	Winner - Ajit Sharma (INC)	Runner-up - Rohit Pandey (BJP)	3rd - Rajesh Verma (LJP)	4th - Bijay Prasad Sah (IND)	5th - Syed Shah Ali Sajjad Alam (RLSP)	NOTA	Other	Total Votes Secured
21A	26	161	36	3	0	0	10	236
22	133	132	27	1	13	7	10	323
22A	126	148	22	0	5	3	7	311
23	116	172	28	2	1	1	5	325
23A	136	104	20	1	5	1	3	270
24	436	39	7	10	17	9	10	528
25	64	219	71	25	2	2	8	391
26	47	161	46	3	0	0	6	263
26A	71	166	57	1	1	0	9	305
27	23	183	45	1	0	1	7	260
27A	22	162	30	0	1	2	2	219
28	59	242	23	3	8	5	43	383
29	24	144	39	0	0	1	10	218
29A	13	132	42	0	0	0	3	190
30	17	135	24	0	1	0	6	183
30A	39	159	44	0	0	2	4	248
31	18	133	33	3	1	1	1	190
31A	19	125	23	1	0	1	0	169
32	72	196	111	2	2	0	24	407
33	78	180	58	3	0	4	6	329
34	115	175	44	4	6	2	3	349
35	91	183	57	2	7	2	8	350
36	22	97	19	0	0	0	0	138
36A	29	94	17	1	3	0	5	149
37	92	155	43	2	6	4	12	314
38	43	86	41	0	0	1	1	172
38A	44	127	20	2	0	1	5	199
39	48	108	33	1	0	0	4	194
39A	49	117	40	0	1	5	1	213
40	18	127	31	2	1	1	1	181
40A	38	139	20	3	0	2	1	203
41	75	251	56	3	2	5	8	400
42	221	76	20	6	1	4	6	334
43	101	137	44	4	0	6	8	300
44	205	57	18	19	56	2	9	366

Contd....

Polling Station Level Election Results

Winner, Runner-up and 3rd Party Position & Winning Margin According to Polling Stations in Bhagalpur Assembly in Assembly Election (AE) under Bhagalpur Parliamentary Constituency in Bihar (2020)

Polling Station Number	Winner Party	Winner Votes (%)	Runner-up Party	Runner-up Votes (%)	Winning Margin Votes (%)	Third Party	Third Party Votes (%)	Other Votes (%)
44A	INC	229 (61.56)	BJP	75 (20.16)	154 (41.4)	IND (BPS)	24 (6.45)	44 (11.83)
45	INC	417 (75.14)	RLSP	64 (11.53)	353 (63.61)	BJP	42 (7.57)	32 (5.77)
46	INC	171 (68.4)	BJP	28 (11.2)	143 (57.2)	RLSP	18 (7.2)	33 (13.2)
46A	INC	167 (57)	BJP	85 (29.01)	82 (27.99)	RLSP	20 (6.83)	21 (7.17)
47	INC	272 (69.74)	RLSP	70 (17.95)	202 (51.79)	BJP	16 (4.1)	32 (8.21)
47A	LJP	98 (33.45)	BJP	91 (31.06)	7 (2.39)	INC	73 (24.91)	31 (10.58)
48	INC	233 (57.82)	BJP	61 (15.14)	172 (42.68)	LJP	52 (12.9)	57 (14.14)
49	BJP	148 (62.45)	LJP	51 (21.52)	97 (40.93)	INC	24 (10.13)	14 (5.91)
49A	BJP	181 (55.35)	LJP	85 (25.99)	96 (29.36)	INC	35 (10.7)	26 (7.95)
50	BJP	217 (66.77)	INC	50 (15.38)	167 (51.39)	LJP	44 (13.54)	14 (4.31)
51	INC	129 (44.33)	BJP	75 (25.77)	54 (18.56)	LJP	40 (13.75)	47 (16.15)
51A	BJP	141 (54.23)	INC	64 (24.62)	77 (29.61)	LJP	41 (15.77)	14 (5.38)
52	INC	180 (56.96)	BJP	84 (26.58)	96 (30.38)	LJP	15 (4.75)	37 (11.71)
52A	INC	120 (55.81)	BJP	64 (29.77)	56 (26.04)	LJP	13 (6.05)	18 (8.37)
53	INC	182 (59.48)	BJP	94 (30.72)	88 (28.76)	LJP	18 (5.88)	12 (3.92)
53A	INC	131 (53.91)	BJP	91 (37.45)	40 (16.46)	LJP	9 (3.7)	12 (4.94)
54	INC	230 (79.04)	BJP	32 (11)	198 (68.04)	NCP	8 (2.75)	21 (7.22)
54A	INC	166 (62.64)	BJP	70 (26.42)	96 (36.22)	IND (BPS)	13 (4.91)	16 (6.04)
55	INC	171 (46.22)	BJP	140 (37.84)	31 (8.38)	LJP	21 (5.68)	38 (10.27)
55A	INC	164 (48.24)	BJP	131 (38.53)	33 (9.71)	LJP	17 (5)	28 (8.24)
56	BJP	271 (64.22)	INC	97 (22.99)	174 (41.23)	LJP	33 (7.82)	21 (4.98)
57	BJP	413 (75.64)	INC	54 (9.89)	359 (65.75)	LJP	42 (7.69)	37 (6.78)
58	INC	234 (51.54)	BJP	108 (23.79)	126 (27.75)	LJP	62 (13.66)	50 (11.01)
59	INC	393 (80.86)	BJP	33 (6.79)	360 (74.07)	RLSP	19 (3.91)	41 (8.44)
60	BJP	240 (64.86)	INC	77 (20.81)	163 (44.05)	LJP	40 (10.81)	13 (3.51)
60A	BJP	211 (56.72)	INC	95 (25.54)	116 (31.18)	LJP	48 (12.9)	18 (4.84)
61	BJP	173 (62.91)	INC	44 (16)	129 (46.91)	LJP	33 (12)	25 (9.09)
61A	BJP	133 (43.32)	INC	130 (42.35)	3 (0.97)	LJP	26 (8.47)	18 (5.86)
62	BJP	290 (76.32)	LJP	43 (11.32)	247 (65)	INC	39 (10.26)	8 (2.11)
63	BJP	222 (52.86)	INC	118 (28.1)	104 (24.76)	LJP	50 (11.9)	30 (7.14)
64	BJP	257 (49.61)	INC	142 (27.41)	115 (22.2)	LJP	76 (14.67)	43 (8.3)
65	BJP	202 (73.72)	INC	40 (14.6)	162 (59.12)	LJP	20 (7.3)	12 (4.38)
66	BJP	144 (57.37)	INC	50 (19.92)	94 (37.45)	LJP	30 (11.95)	27 (10.76)
66A	BJP	149 (52.65)	INC	80 (28.27)	69 (24.38)	LJP	40 (14.13)	14 (4.95)
67	BJP	81 (44.75)	INC	79 (43.65)	2 (1.1)	LJP	10 (5.52)	11 (6.08)

Contd....

DISCLAIMER

The Terms of Use and Disclaimer of Datanet India Private Limited (hereinafter referred to as "Datanet") for use of this analysis report of **Bhagalpur Assembly Constituency (Bhagalpur Vidhan Sabha)** :-

1. **Assembly Factbook™** is a Registered Trade Mark owned by Datanet.
2. All the maps are sketched and graphical representation only and have not been drawn to the scale and also not to represent the actual geographical area or boundary of the unit.
3. The data for the aforesaid analysis is based on authentic sources and has been culled from the various publications of Census, CSO and NSSO for district and block level data, various central and state government departments, Central & State Elections Commissions and the concerned Returning Officers' releases, Electoral Rolls, Election results and allied publications, internal assessment, surveys, estimates and analysis. Therefore, certain adjustment of data at micro level may have been done to arrive closer to the macro data.
4. Data have been provided on an "As Is" and "As AVAILABLE" basis
5. The colours shown in the maps or diagram and charts of a particular party, alliance or AC are indicative and do not represent them.
6. This publication which includes maps, sheets, graphs and data would be the property under copyright of Datanet only. The user may use these for its internal study, analysis and research purposes. It's public display, re-selling or any commercial uses by the user are not allowed.
7. Datanet has taken due care and caution in compilation and processing of data and allied information, but does not guarantee the accuracy, adequacy or completeness of any information/analysis and will be not responsible for any errors or omissions or for the results obtained from the use of such information/analysis.
8. All the contents for the publication have been culled from various authentic sources and Datanet reasonably believes such sources to be reliable, but does not make any representations, express or implied as to the accuracy or fitness of use of such information. The information or contents of the information/analysis do not constitute advice and should not be relied upon in making (or refraining from making) any decision. Any reliance placed upon the information provided by Datanet is the sole responsibility and strictly at the user's risk.
9. In no event will Datanet be liable for any damages (including, without limitation, damages for loss of business projects, or loss of profits) arising in contract, tort or otherwise from the use of or inability to use any of its contents, or from any action taken (or refrained from being taken) as a result of using the analysis or any of its contents. Datanet its directors, owners, editors, officials, employees, distributor and agents or any associate will not be liable for any errors in the information contained or any consequences arising from the use of the contents of the provided information/analysis.
10. If any provision of these terms and conditions is held invalid or illegal or unenforceable for any reason by any court of competent jurisdiction, such provision shall be severed and the remainder of provisions of the terms and conditions shall continue in full force and effect as if the Term of Use had been executed with the invalid, illegal or unenforceable provision eliminated.
11. If there are any discrepancies in the information provided, please bring it to attention of Datanet for suitable rectification measures.

**Buy Online This Complete Book At
Datanet India eBooks Store**

www.indiastatpublications.com

or go directly at

[http://www.indiastatpublications.com/
Assembly_factbook/Bihar/Bhagalpur/ Bhagalpur](http://www.indiastatpublications.com/Assembly_factbook/Bihar/Bhagalpur/Bhagalpur)

 **india**stat**elections**

ISBN : 978-93-5301-823-8



9 789353 018238