



Bihar

Assembly Factbook™

Sikandra Assembly Constituency



Key Electoral Data of Sikandra
Assembly Constituency (Vidhan Sabha)

Bihar

Assembly Factbook™

Sikandra Assembly Constituency



Sikandra Vidhan Sabha

Editor & Director

Dr. R.K. Thukral

Research Editor

Dr. Shafeeq Rahman

Compiled, Researched and Published by Datanet India Pvt. Ltd.

D-100, 1st Floor,

Okhla Industrial Area, Phase-I,
New Delhi- 110020.

Ph.: 91-11- 43580781-84

Email : support@indiastatpublications.com

Website : www.indiastatelections.com

Online Book Store :

www.indiastatpublications.com

Report No. : AFB/BR-240-0125

ISBN : 978-93-5313-185-2

First Edition : January, 2018

Eighth Updated Edition : January, 2025

Price : Rs. 11500/-

US\$ 310

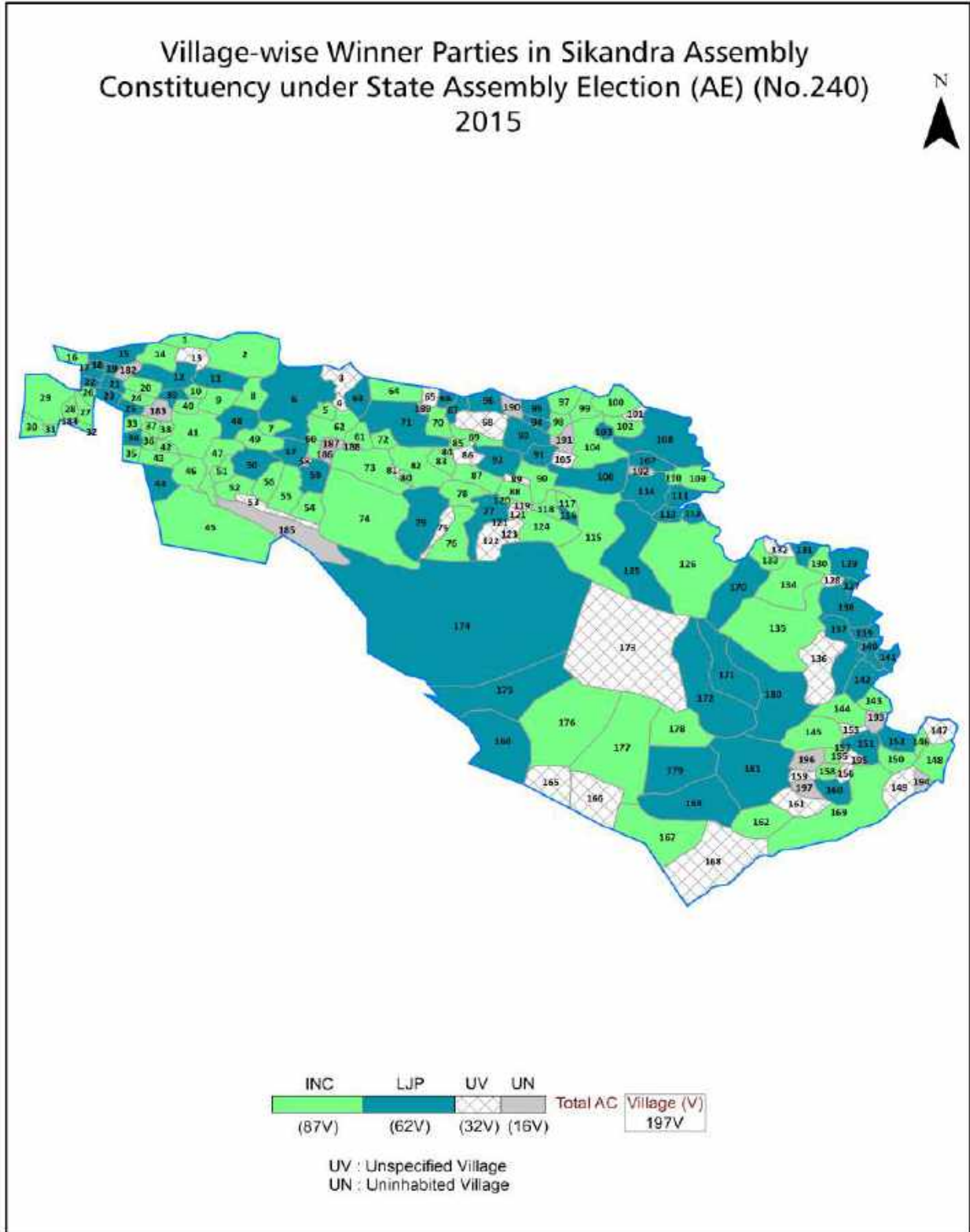
© Datanet India Pvt. Ltd.

All rights reserved. No part of this book may be reproduced, stored in a retrieval system or transmitted in any form or by any means, mechanical photocopying, photographing, scanning, recording or otherwise without the prior written permission of the publisher. Please refer to Disclaimer at page no. 263 for the use of this publication.

Printed in India

No.	Particulars	Page No.
	Introduction	
1	Assembly Constituency - (Vidhan Sabha) at a Glance Features of Assembly as per Delimitation Commission of India (2008)	1-2
	Location and Political Maps	
2	Location Map Boundaries of Assembly Constituency - (Vidhan Sabha) in District Boundaries of Assembly Constituency under Parliamentary Constituency - (Lok Sabha) Village-wise Winner Parties- 2024, 2020, 2019, 2015, 2014, 2010 and 2009	3-11
	Administrative Setup (2011)	
3	District Sub-district Towns Villages Inhabited Villages Uninhabited Villages Village Panchayat Intermediate Panchayat	12-22
	Demographics (2011)	
4	Population Households Rural/Urban Population Villages by Population Size Sex Ratio (Total & 0-6 Years) Religious Population Social Population Literacy Rate	23-24
	Electoral Features	
5	Important Dates of Last Elections Held Electors by Gender Service Electors Voters Voters Turnout Polling Stations & Average Number of Electors per Polling Station Electors by Age Group Present Elected Representatives	25-30
	Historical Summary Election Results	
6	Vote Share of Major Parties Winning Margin (Number & Percentage) Polarity of Parties Summary Result of Assembly Segment of Parliamentary Elections 2024, 2019, 2014, 2009, 2004 and 1999 Summary Result of Assembly Elections 2020, 2015, 2010, 2005 (Oct), 2005 (Feb), 2000, 1995, 1990, 1985, 1980, 1977, 1972, 1969, 1967 and 1962	31-54
	Polling Station Level Election Results	
7	Name and Number of Polling Station 2024, 2020, 2019, 2015, 2014, 2010 and 2009 Polling Station-wise Electors, Voters & Voters Turnout 2024, 2020, 2019, 2015, 2014, 2010 and 2009 Polling Station wise Elections Results 2024, 2020, 2019, 2015, 2014, 2010 and 2009	55-243
	Share of Assembly Constituency	
8	Share of Assembly Constituency - (Vidhan Sabha) in State, District and Parliamentary Constituency - (Lok Sabha)	244
	Socio-Economic Amenities (2011)	
9	Access to Administrative Units Agricultural, Manufacturing and Industrial Commodities Demographic Indicators Education Health & Manpower Drinking Water Supply Sanitation Entertainment and Recreations Infrastructure Power Food Allocation Distribution and Marketing of Agriculture Commodities Infrastructure Transport and Road Infrastructure Communication Banking and Financial Services Land Use Irrigation Source	246-259
10	Abbreviation & Sources	260-262
11	Disclaimer	263

Location & Political Map



Administrative Setup

List of Village Panchayat & Intermediate Panchayat (Block) Name - 2011

Village Name	Village Panchayat Name	Intermediate Panchayat Name
Achambho	Pohe	Sikandra
Acharajdih	Pohe	Sikandra
Akauni Marthumbha	Kumar	Sikandra
Aliganj	Aliganj	Islamnagar Aliganj
Amari	Amari	Khaira
Amba	Abgila Chaurasa	Islamnagar Aliganj
Arha	Araha	Islamnagar Aliganj
Arnawan Bank	Arunmabank	Khaira
Badidih	Goli	Khaira
Bahadurpur	Sabal Bigha	Sikandra
Bahchha	Abgila Chaurasa	Islamnagar Aliganj
Bakshanpur	Sijori	Sikandra
Bala Pursanda	Pursanda	Islamnagar Aliganj
Balda	Darkha	Islamnagar Aliganj
Bara	Kaitha	Islamnagar Aliganj
Bardih	Mirgaganj	Islamnagar Aliganj
Bariarpur	Amari	Khaira
Baribag Jaljoga	Raipura	Khaira
Basaia	Maricha Patakchak	Sikandra
Basbutti	Sabal Bigha	Sikandra
Bela	Araha	Islamnagar Aliganj
Bhalwana	Kodwaria	Islamnagar Aliganj
Bhandari	Manjos	Sikandra
Bhanta	Khardih	Sikandra
Bhar Ghara	Bichhwa	Sikandra
Bhaunr	Raipura	Khaira
Bhojpur	Bhimain	Khaira
Bhullo	Bhullo	Sikandra
Bichhwa	Bichhwa	Sikandra

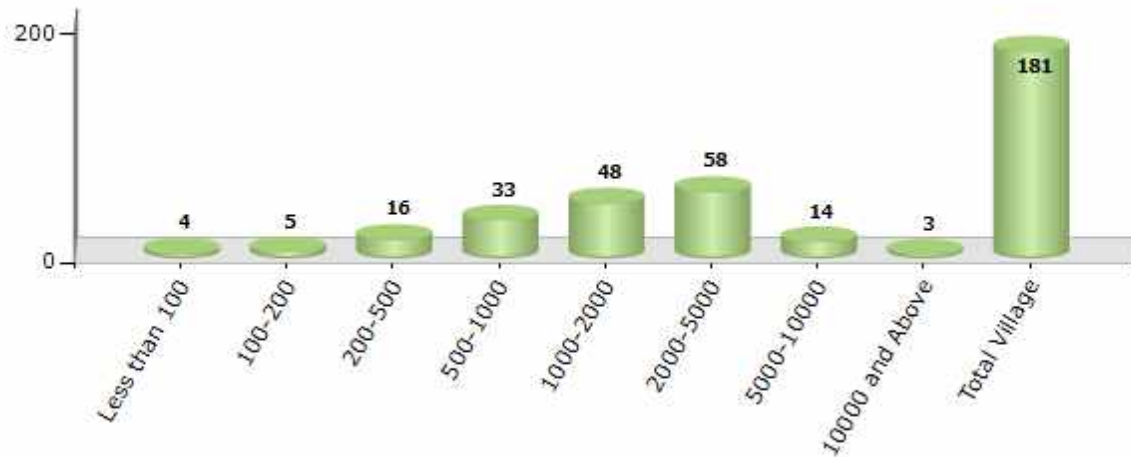
Contd....

Demographics

Number of Villages by Population Size - 2011

Less than 100	100-200	200-500	500-1000	1000-2000	2000-5000	5000-10000	10000 and Above	Total Village
4	5	16	33	48	58	14	3	181

Number of Villages by Population Size - 2011

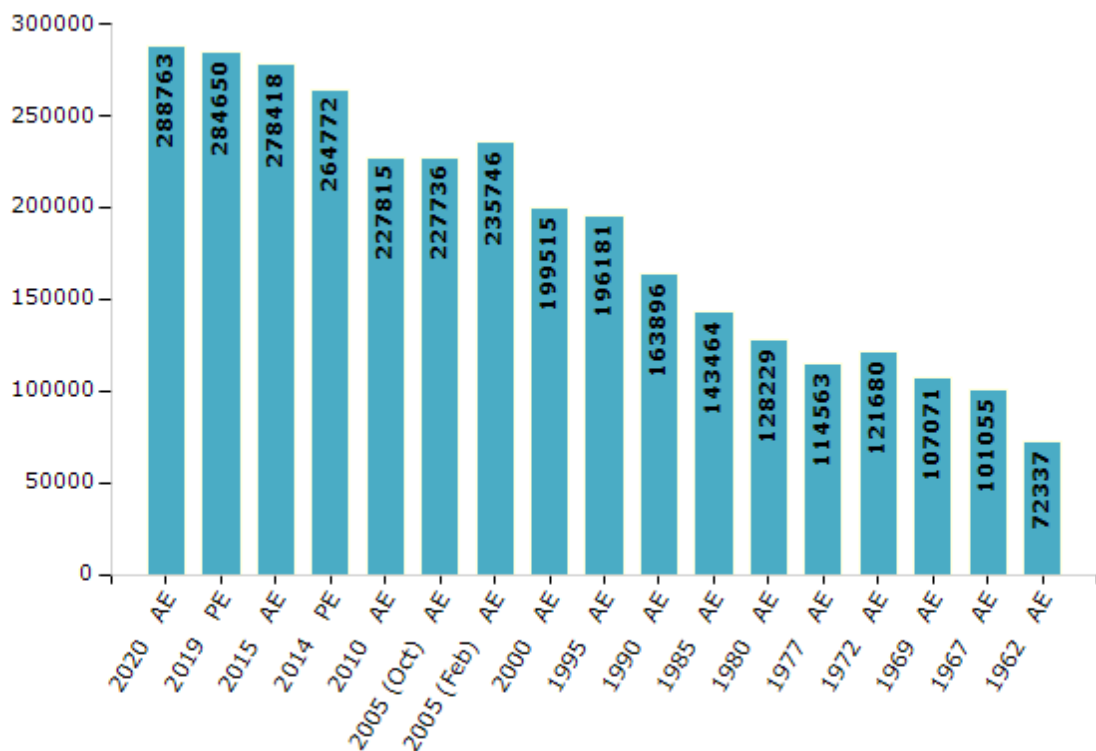


Electoral Features

Electors by Male & Female

Year	Male	Female	Others	Total	Year	Male	Female	Others	Total
2020 AE	152149	136609	5	288763	1995 AE	101530	94651	-	196181
2019 PE	149861	134786	3	284650	1990 AE	85264	78632	-	163896
2015 AE	149210	129207	1	278418	1985 AE	75742	67722	-	143464
2014 PE	140800	123965	7	264772	1980 AE	67056	61173	-	128229
2010 AE	122898	104917	0	227815	1977 AE	58859	55704	-	114563
2009 PE	-	-	-	-	1972 AE	62244	59436	-	121680
2005 (Oct) AE	120662	107074	-	227736	1969 AE	55232	51839	-	107071
2005 (Feb) AE	125510	110236	-	235746	1967 AE	-	-	-	101055
2004 PE	-	-	-	-	1962 AE	-	-	-	72337
2000 AE	103802	95713	-	199515	1957 AE	-	-	-	-
1999 PE	-	-	-	-	1952 AE	-	-	-	-

Number of Electors



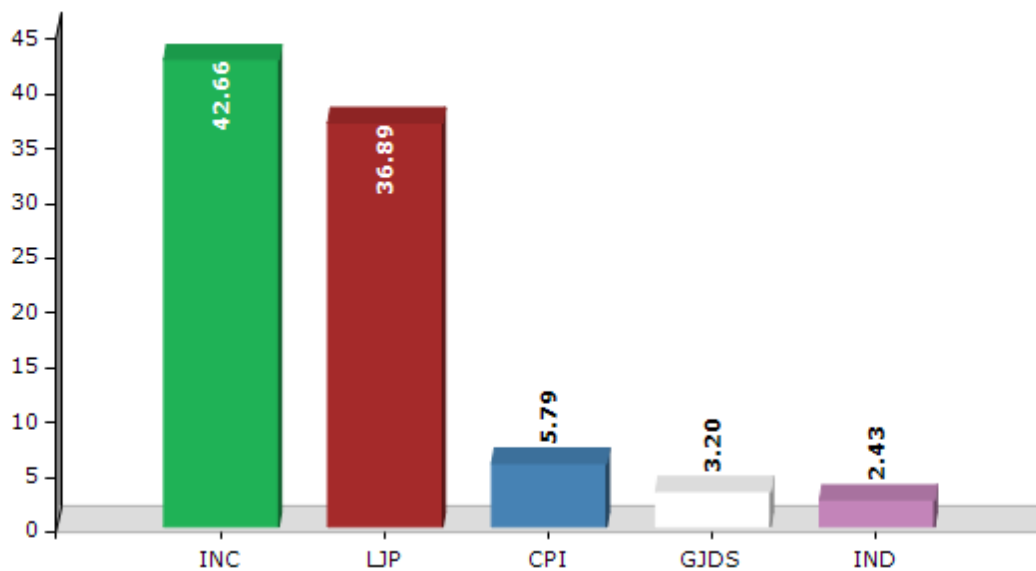
Note : AE : Assembly Election, PE : Assembly Segment of Parliamentary Election

Historical Summary Election Results

Summary Result of Assembly Election - 2015

Candidate Name	Party	Votes	Votes %
Sudhir Kumar Alias Banty Choudhary	INC	59092	42.66
Subhash Chandra Bosh	LJP	51102	36.89
Girja Choudhry	CPI	8026	5.79
Golden Kumar	GJDS	4431	3.2
Shiv Shankar Prasad Choudhary	IND	3372	2.43
Ravishankar Paswan	SASAPT	3350	2.42
Jagdish Prasad Das	BMUP	3213	2.32
Rekha Das	BSP	2021	1.46
	NOTA	3924	2.83

Votes Percentage of Top Parties - 2015



Polling Station Level Election Results

Number and Name of Polling Stations (PS) (2020)

Number of Polling Stations	Name of Polling Stations	Number of Polling Stations	Name of Polling Stations
1	Utkramit Madhya Vidyalay Kaitha (Uttar Bhag)	15	Utkramit Madhya Vidyalay Chandradip (Purav Bhag)
1A	Utkramit Madhya Vidyalay Kaitha (Uttar Bhag)	16	Navin Prathamik Vidyalay Maktab Purbi Bhag Bela
2	Utkramit Madhya Vidyalay Kaitha (Dakshin Bhag)	16A	Navin Prathamik Vidyalay Maktab Purbi Bhag Bela
2A	Utkramit Madhya Vidyalay Kaitha (Dakshin Bhag)	17	Utkramit Madhya Vidyalay Bahachha
3	Uchcha Vidyalay Tajapur	18	Utkramit Madhy Vidyalay Seve
4	Prathamik Vidyalay Mahatapur	18A	Utkramit Madhy Vidyalay Seve
5	Prathamik Vidyalay Dihari	19	Prathamik Vidyalay Ichaud
6	Utkramit Madhya Vidyalay Dhanar	20	Utkramit Madhy Vidyalay Chaurasa
7	Utkramit Madhya Vidyalay Telar Uttar Bhag	21	Prathamik Vidyalay Parsama
7A	Utkramit Madhya Vidyalay Telar Uttar Bhag	22	Madhya Vidyalay Abagila (Purwi Bhag)
8	Madhy Vidyalay Arha Dakhin Bhag	23	Madhya Vidyalay Abagila (Pashchim Bhag)
8A	Madhy Vidyalay Arha Dakhin Bhag	24	Utkramit Madhy Vidyalay Amba
9	Uchcha Vidyalay Arha (Pashchim Bhag)	25	Utkramit Madhya Vidyalay Palasa Khurd Uttri Bhag
9A	Uchcha Vidyalay Arha (Pashchim Bhag)	26	Utkramit Madhya Vidyalay, Palsakhurd, Dakshin Bhag
10	Madhya Vidyalay Arha (Purwi Bhag)	27	Madhya Vidyalay Noni (Uttar Bhag)
11	Madhya Vidyalay Arha (Pashchim Bhag)	28	Madhya Vidyalay Noni (Dakshin Bhag)
12	Utkramit Madhy Vidyalay Palsabujurg Purab Bhag	29	Anusuchit Jati Samudayik Bhavan Dhava
12A	Utkramit Madhy Vidyalay Palsabujurg Purab Bhag	30	Prathamik Vidyalay Solahapur
13	Utkramit Madhy Vidyalay Matblwa	31	Utkramit Madhy Vidyalay Bara
14	Utkramit Madhya Vidyalay Chandradip (Pashchim Bhag)	31A	Utkramit Madhy Vidyalay Bara
14A	Utkramit Madhya Vidyalay Chandradip (Pashchim Bhag)	32	Utkramit Madhy Vidyalay Sampo (Dakshin Bhag)

Contd....

Polling Station Level Election Results

Polling Station-wise Votes Secured by Overall Top Five Parties in Sikandra Assembly in Assembly Election (AE) under Jamui Parliamentary Constituency in Bihar (2020)

Number of Polling Station	Winner - Prafull Kumar Manjhi (HAMS)	Runner-up - Sudhir Kumar @ Banty Choudhry (INC)	3rd - Subhash Chandra Bosh (IND)	4th - Ravishankar Paswan (LJP)	5th - Er. Indrajeet Prasad Gupta (IND)	NOTA	Other	Total Votes Secured
27	187	50	2	8	2	5	35	289
28	145	16	4	11	3	3	24	206
29	155	3	3	1	0	2	67	231
30	49	8	1	2	4	5	192	261
31	28	108	9	38	6	8	80	277
31A	20	19	5	2	6	2	157	211
32	28	125	9	4	1	7	65	239
32A	11	150	5	11	1	4	30	212
33	24	105	6	3	1	1	29	169
34	165	50	75	61	5	10	65	431
35	94	152	2	6	0	8	42	304
36	60	148	56	157	5	7	54	487
37	115	92	55	5	1	6	84	358
38	62	135	58	6	4	11	73	349
39	4	202	81	38	2	6	51	384
40	123	165	16	2	1	5	23	335
41	55	209	84	39	2	12	76	477
42	58	86	34	2	1	3	33	217
42A	1	39	95	4	1	4	56	200
43	8	59	100	3	6	10	77	263
43A	3	37	23	4	0	10	88	165
44	4	140	48	2	2	6	104	306
44A	40	139	17	31	1	3	95	326
45	166	29	27	4	3	17	125	371
46	136	41	32	10	1	3	57	280
47	78	122	44	10	3	8	48	313
48	32	107	36	144	1	5	45	370
48A	37	40	75	121	6	6	47	332
49	1	96	90	8	0	7	51	253
50	143	120	94	16	10	7	99	489
51	88	58	115	7	22	14	57	361
51A	125	49	58	6	2	12	36	288
52	42	136	85	0	4	7	34	308
53	18	81	238	4	2	14	43	400
54	108	44	17	43	3	6	46	267

Contd....

Polling Station Level Election Results

Winner, Runner-up and 3rd Party Position & Winning Margin According to Polling Stations in Sikandra Assembly in Assembly Election (AE) under Jamui Parliamentary Constituency in Bihar (2020)

Polling Station Number	Winner Party	Winner Votes (%)	Runner-up Party	Runner-up Votes (%)	Winning Margin Votes (%)	Third Party	Third Party Votes (%)	Other Votes (%)
54A	HAMS	114 (44.53)	INC	88 (34.38)	26 (10.15)	LJP	18 (7.03)	36 (14.06)
55	HAMS	151 (55.11)	INC	44 (16.06)	107 (39.05)	LJP	25 (9.12)	54 (19.71)
55A	HAMS	104 (45.02)	INC	29 (12.55)	75 (32.47)	BHRTSBLP	19 (8.23)	79 (34.2)
56	HAMS	169 (54.34)	INC	71 (22.83)	98 (31.51)	IND (SKP)	25 (8.04)	46 (14.79)
56A	HAMS	140 (41.67)	INC	119 (35.42)	21 (6.25)	IND (SKP)	41 (12.2)	36 (10.71)
57	INC	122 (54.46)	IND (SCB)	61 (27.23)	61 (27.23)	IND (SKP)	15 (6.7)	26 (11.61)
57A	HAMS	67 (41.88)	INC	46 (28.75)	21 (13.13)	IND (SCB)	14 (8.75)	33 (20.63)
58	HAMS	145 (42.77)	INC	113 (33.33)	32 (9.44)	RLSP	19 (5.6)	62 (18.29)
58A	HAMS	127 (44.72)	INC	91 (32.04)	36 (12.68)	IND (RP)	14 (4.93)	52 (18.31)
59	HAMS	169 (49.85)	IND (SCB)	117 (34.51)	52 (15.34)	INC	13 (3.83)	40 (11.8)
59A	HAMS	124 (48.44)	IND (SCB)	55 (21.48)	69 (26.96)	INC	48 (18.75)	29 (11.33)
60	INC	98 (34.39)	HAMS	66 (23.16)	32 (11.23)	IND (SCB)	32 (11.23)	89 (31.23)
60A	RLSP	131 (41.59)	HAMS	73 (23.17)	58 (18.42)	IND (SCB)	25 (7.94)	86 (27.3)
61	IND (SCB)	212 (55.06)	HAMS	103 (26.75)	109 (28.31)	RLSP	14 (3.64)	56 (14.55)
62	IND (SCB)	156 (42.74)	INC	69 (18.9)	87 (23.84)	HAMS	66 (18.08)	74 (20.27)
63	INC	177 (45.74)	HAMS	93 (24.03)	84 (21.71)	IND (SCB)	51 (13.18)	66 (17.05)
64	HAMS	210 (50.85)	IND (SCB)	66 (15.98)	144 (34.87)	INC	56 (13.56)	81 (19.61)
65	INC	122 (47.47)	HAMS	78 (30.35)	44 (17.12)	IND (SCB)	15 (5.84)	42 (16.34)
65A	HAMS	73 (32.74)	INC	70 (31.39)	3 (1.35)	IND (SCB)	21 (9.42)	59 (26.46)
66	HAMS	191 (50.66)	INC	78 (20.69)	113 (29.97)	IND (SCB)	36 (9.55)	72 (19.1)
66A	HAMS	207 (51.49)	INC	94 (23.38)	113 (28.11)	LJP	26 (6.47)	75 (18.66)
67	INC	104 (30.23)	HAMS	102 (29.65)	2 (0.58)	RLSP	41 (11.92)	97 (28.2)
67A	INC	95 (37.55)	HAMS	85 (33.6)	10 (3.95)	RLSP	45 (17.79)	28 (11.07)
68	HAMS	184 (44.44)	INC	82 (19.81)	102 (24.63)	IND (EIPG)	63 (15.22)	85 (20.53)
68A	INC	100 (32.68)	HAMS	87 (28.43)	13 (4.25)	IND (SCB)	40 (13.07)	79 (25.82)
69	HAMS	135 (45)	INC	64 (21.33)	71 (23.67)	IND (SCB)	62 (20.67)	39 (13)
69A	HAMS	122 (50.21)	IND (SCB)	31 (12.76)	91 (37.45)	LJP	30 (12.35)	60 (24.69)
70	HAMS	151 (50.5)	IND (SCB)	47 (15.72)	104 (34.78)	LJP	38 (12.71)	63 (21.07)
70A	RLSP	69 (35.2)	INC	44 (22.45)	25 (12.75)	IND (SCB)	30 (15.31)	53 (27.04)
71	RLSP	164 (60.52)	INC	46 (16.97)	118 (43.55)	IND (SCB)	42 (15.5)	19 (7.01)
72	HAMS	196 (49.49)	IND (SCB)	106 (26.77)	90 (22.72)	INC	29 (7.32)	65 (16.41)
73	HAMS	234 (55.32)	IND (SCB)	64 (15.13)	170 (40.19)	INC	29 (6.86)	96 (22.7)
74	HAMS	280 (53.23)	IND (SCB)	138 (26.24)	142 (26.99)	INC	35 (6.65)	73 (13.88)
75	IND (SCB)	193 (37.33)	HAMS	150 (29.01)	43 (8.32)	LJP	108 (20.89)	66 (12.77)
76	INC	296 (56.92)	HAMS	85 (16.35)	211 (40.57)	IND (SCB)	77 (14.81)	62 (11.92)

Contd....

Socio-Economic Amenities - Rural

Access to Education Facilities

Particulars	Number of Villages (% of Population)				
	Available	Not Available	If Not Available (Distance of Nearest Facility)		
			A	B	C
Govt. Primary School	158 (95)	23 (5)	7 (2)	14 (3)	0 (0)
Private Primary School	8 (4)	173 (96)	0 (0)	0 (0)	0 (0)
Govt. Middle School	105 (78)	76 (22)	31 (10)	36 (10)	9 (2)
Private Middle School	5 (4)	176 (96)	0 (0)	0 (0)	0 (0)
Govt. Secondary School	16 (21)	165 (79)	31 (17)	61 (28)	71 (32)
Private Secondary School	3 (3)	178 (97)	0 (0)	0 (0)	0 (0)
Govt. Senior Secondary School	9 (12)	172 (88)	18 (12)	48 (22)	105 (54)
Private Senior Secondary School	0 (0)	181 (100)	0 (0)	0 (0)	1 (0)
Govt. Arts and Science Degree College	1 (0)	180 (100)	0 (0)	8 (6)	157 (88)
Private Arts and Science Degree College	0 (0)	181 (100)	0 (0)	4 (1)	11 (6)
Govt. Engineering College	0 (0)	181 (100)	0 (0)	0 (0)	0 (0)
Private Engineering College	0 (0)	181 (100)	0 (0)	0 (0)	181 (100)
Govt. Medicine College	0 (0)	181 (100)	0 (0)	0 (0)	181 (100)
Private Medicine College	0 (0)	181 (100)	0 (0)	0 (0)	0 (0)
Govt. Management Institute	0 (0)	181 (100)	0 (0)	0 (0)	181 (100)
Private Management Institute	0 (0)	181 (100)	0 (0)	0 (0)	0 (0)
Govt. Polytechnic	0 (0)	181 (100)	0 (0)	0 (0)	181 (100)
Private Polytechnic	0 (0)	181 (100)	0 (0)	0 (0)	0 (0)
Govt. Vocational Training School/ITI	0 (0)	181 (100)	0 (0)	0 (0)	181 (100)
Private Vocational Training School/ITI	0 (0)	181 (100)	0 (0)	0 (0)	0 (0)
Govt. Non Formal Training Centre	0 (0)	181 (100)	0 (0)	0 (0)	181 (100)
Private Non Formal Training Centre	0 (0)	181 (100)	0 (0)	0 (0)	0 (0)
Govt. School For Disabled	0 (0)	181 (100)	0 (0)	0 (0)	181 (100)
Private School For Disabled	0 (0)	181 (100)	0 (0)	0 (0)	0 (0)
Government Others	0 (0)	181 (100)	0 (0)	0 (0)	181 (100)
Private Others	0 (0)	181 (100)	0 (0)	0 (0)	0 (0)

Note : Distance A : Less than 5 km; B : Between 5-10 km; C : 10+ km.; Source : Data Analysis is based on 2011 Census.

DISCLAIMER

The Terms of Use and Disclaimer of Datanet India Private Limited (hereinafter referred to as "Datanet") for use of this analysis report of **Sikandra Assembly Constituency (Sikandra Vidhan Sabha)** :-

1. **Assembly Factbook™** is a Registered Trade Mark owned by Datanet.
2. All the maps are sketched and graphical representation only and have not been drawn to the scale and also not to represent the actual geographical area or boundary of the unit.
3. The data for the aforesaid analysis is based on authentic sources and has been culled from the various publications of Census, CSO and NSSO for district and block level data, various central and state government departments, Central & State Elections Commissions and the concerned Returning Officers' releases, Electoral Rolls, Election results and allied publications, internal assessment, surveys, estimates and analysis. Therefore, certain adjustment of data at micro level may have been done to arrive closer to the macro data.
4. Data have been provided on an "As Is" and "As AVAILABLE" basis
5. The colours shown in the maps or diagram and charts of a particular party, alliance or AC are indicative and do not represent them.
6. This publication which includes maps, sheets, graphs and data would be the property under copyright of Datanet only. The user may use these for its internal study, analysis and research purposes. It's public display, re-selling or any commercial uses by the user are not allowed.
7. Datanet has taken due care and caution in compilation and processing of data and allied information, but does not guarantee the accuracy, adequacy or completeness of any information/analysis and will be not responsible for any errors or omissions or for the results obtained from the use of such information/analysis.
8. All the contents for the publication have been culled from various authentic sources and Datanet reasonably believes such sources to be reliable, but does not make any representations, express or implied as to the accuracy or fitness of use of such information. The information or contents of the information/analysis do not constitute advice and should not be relied upon in making (or refraining from making) any decision. Any reliance placed upon the information provided by Datanet is the sole responsibility and strictly at the user's risk.
9. In no event will Datanet be liable for any damages (including, without limitation, damages for loss of business projects, or loss of profits) arising in contract, tort or otherwise from the use of or inability to use any of its contents, or from any action taken (or refrained from being taken) as a result of using the analysis or any of its contents. Datanet its directors, owners, editors, officials, employees, distributor and agents or any associate will not be liable for any errors in the information contained or any consequences arising from the use of the contents of the provided information/analysis.
10. If any provision of these terms and conditions is held invalid or illegal or unenforceable for any reason by any court of competent jurisdiction, such provision shall be severed and the remainder of provisions of the terms and conditions shall continue in full force and effect as if the Term of Use had been executed with the invalid, illegal or unenforceable provision eliminated.
11. If there are any discrepancies in the information provided, please bring it to attention of Datanet for suitable rectification measures.

**Buy Online This Complete Book At
Datanet India eBooks Store**

www.indiastatpublications.com

or go directly at

[http://www.indiastatpublications.com/
Assembly_factbook/Bihar/Jamui/Sikandra](http://www.indiastatpublications.com/Assembly_factbook/Bihar/Jamui/Sikandra)

 **india**stat**elections**

ISBN: 978-93-5313-185-2



9 789353 131852