



Bihar

Assembly Factbook™

Patna Sahib Assembly Constituency

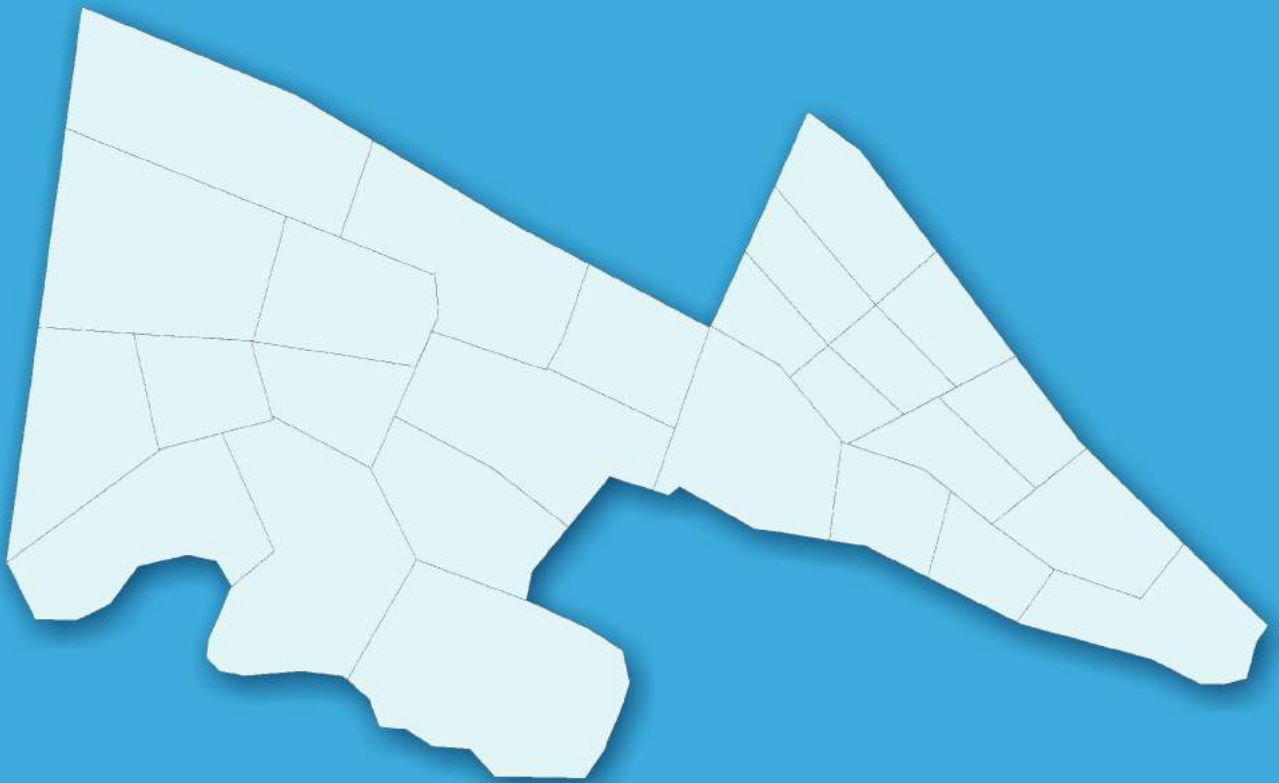


Key Electoral Data of Patna Sahib
Assembly Constituency (Vidhan Sabha)

Bihar

Assembly Factbook™

Patna Sahib Assembly Constituency



Patna Sahib Vidhan Sabha

Editor & Director

Dr. R.K. Thukral

Research Editor

Dr. Shafeeq Rahman

Compiled, Researched and Published by Datanet India Pvt. Ltd.

D-100, 1st Floor,

Okhla Industrial Area, Phase-I,
New Delhi- 110020.

Ph.: 91-11- 43580781-84

Email : support@indiastatpublications.com

Website : www.indiastatelections.com

Online Book Store :

www.indiastatpublications.com

Report No. : AFB/BR-184-0125

ISBN : 978-93-5313-159-3

First Edition : January, 2018

Eighth Updated Edition : January, 2025

Price : Rs. 11500/-

US\$ 310

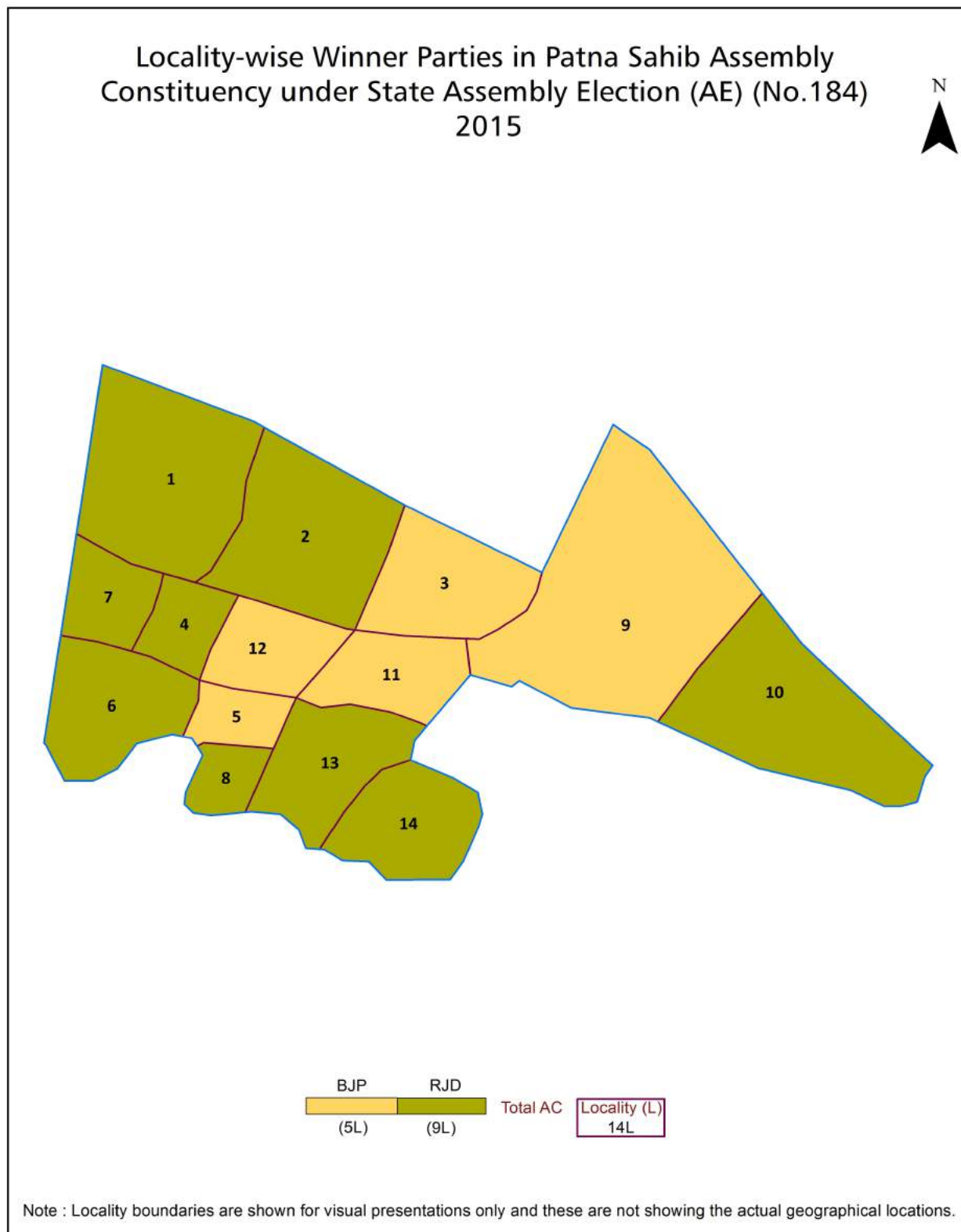
© Datanet India Pvt. Ltd.

All rights reserved. No part of this book may be reproduced, stored in a retrieval system or transmitted in any form or by any means, mechanical photocopying, photographing, scanning, recording or otherwise without the prior written permission of the publisher. Please refer to Disclaimer at page no. 247 for the use of this publication.

Printed in India

No.	Particulars	Page No.
	Introduction	
1	Assembly Constituency - (Vidhan Sabha) at a Glance Features of Assembly as per Delimitation Commission of India (2008)	1-2
	Location and Political Maps	
2	Location Map Boundaries of Assembly Constituency - (Vidhan Sabha in District Boundaries of Assembly Constituency under Parliamentary Constituency - (Lok Sabha) Locality-wise Winner Parties- 2024, 2020, 2019, 2015, 2014, 2010 and 2009	3-11
	Administrative Setup (2011)	
3	District Sub-district Towns Villages Inhabited Villages Uninhabited Villages Village Panchayat Intermediate Panchayat	12
	Demographics (2011)	
4	Population Households Rural/Urban Population Sex Ratio (Total & 0-6 Years) Religious Population Social Population Literacy Rate	13-14
	Electoral Features	
5	Important Dates of Last Elections Held Electors by Gender Service Electors Voters Voters Turnout Polling Stations & Average Number of Electors per Polling Station Electors by Age Group Present Elected Representatives	15-20
	Historical Summary Election Results	
6	Vote Share of Major Parties Winning Margin (Number & Percentage Polarity of Parties Summary Result of Assembly Segment of Parliamentary Elections 2024, 2019, 2014 and 2009 Summary Result of Assembly Elections 2020, 2015 and 2010	21-30
	Polling Station Level Election Results	
7	Name and Number of Polling Station 2024, 2020, 2019, 2015, 2014, 2010 and 2009 Polling Station-wise Electors, Voters & Voters Turnout 2024, 2020, 2019, 2015, 2014, 2010 and 2009 Polling Station wise Elections Results 2024, 2020, 2019, 2015, 2014, 2010 and 2009	31-241
	Share of Assembly Constituency	
8	Share of Assembly Constituency - (Vidhan Sabha) in State, District and Parliamentary Constituency - (Lok Sabha)	242
9	Abbreviation & Sources	244-246
10	Disclaimer	247

Location & Political Map

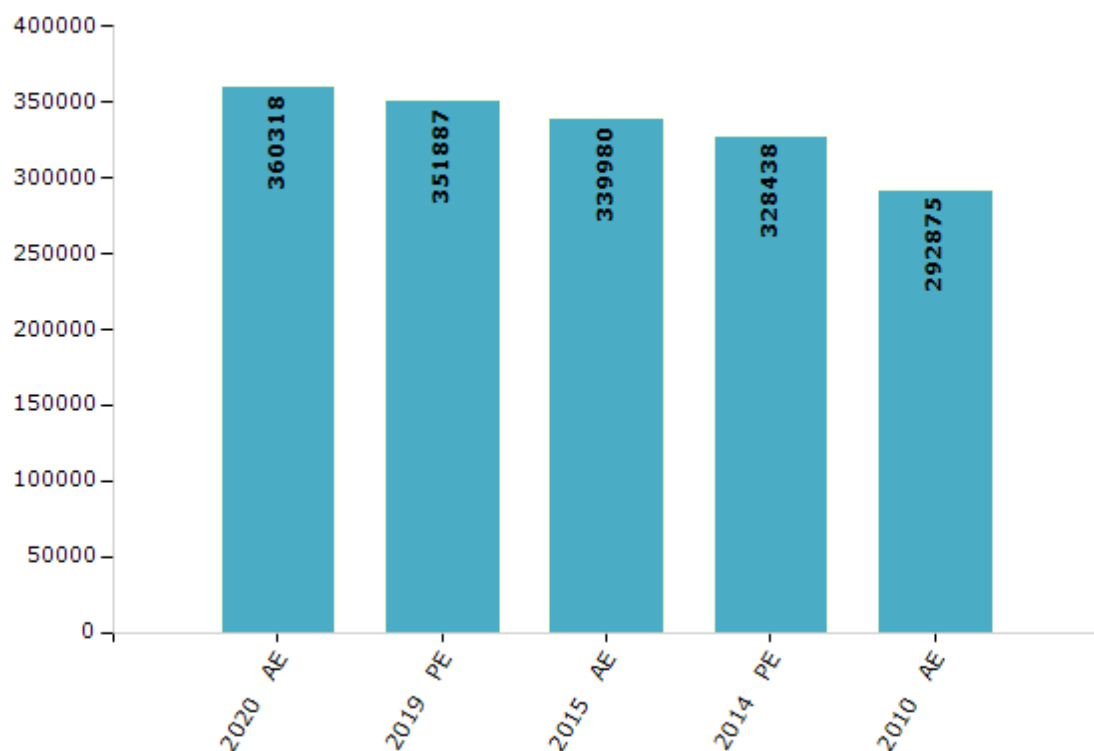


Electoral Features

Electors by Male & Female

Year	Male	Female	Others	Total	Year	Male	Female	Others	Total
2020 AE	188508	171784	26	360318	1995 AE	-	-	-	-
2019 PE	184556	167314	17	351887	1990 AE	-	-	-	-
2015 AE	183332	156632	16	339980	1985 AE	-	-	-	-
2014 PE	177838	150586	14	328438	1980 AE	-	-	-	-
2010 AE	161013	131862	0	292875	1977 AE	-	-	-	-
2009 PE	-	-	-	-	1972 AE	-	-	-	-
2005 (Oct) AE	-	-	-	-	1969 AE	-	-	-	-
2005 (Feb) AE	-	-	-	-	1967 AE	-	-	-	-
2004 PE	-	-	-	-	1962 AE	-	-	-	-
2000 AE	-	-	-	-	1957 AE	-	-	-	-
1999 PE	-	-	-	-	1952 AE	-	-	-	-

Number of Electors



Note : AE : Assembly Election, PE : Assembly Segment of Parliamentary Election

Historical Summary Election Results

Summary Result of Assembly Election - 2015

Candidate Name	Party	Votes	Votes %
Nand Kishore Yadav	BJP	88108	46.89
Santosh Mehta	RJD	85316	45.4
Nandu Kumar	SHS	2694	1.43
Virendra Thakur	RSP	1857	0.99
Anay Kumar Alias Anay Mehta	CPI(ML)(L)	1710	0.91
Vijay Sah	IND	1595	0.85
Arshad Ayub	BSP	1082	0.58
Mithilesh Kumar	IND	1019	0.54
Rajendra Mistri	AIFB	738	0.39
Nandita Raj Lakshmi	SKLP	448	0.24
Imranul Hoda	SP	409	0.22
Munni Devi	KVD	400	0.21
Om Prakash Yadav	RSadP	329	0.18
Jitendra Kumar	GaAP	311	0.17
Irshad Hussain	RSMD	278	0.15
Gopi Krishna Kushwaha	LAD	277	0.15
	NOTA	1332	0.71

Polling Station Level Election Results

Number and Name of Polling Stations (PS) (2020)

Number of Polling Stations	Name of Polling Stations	Number of Polling Stations	Name of Polling Stations
1	Prathamik Vidyalay Math Kedaranath Uttari Bhag	12	Mahatma Gandhi Setu Pramandal Gaighat Uttari Bhag
1A	Prathamik Vidyalay Math Kedaranath Uttari Bhag	12A	Mahatma Gandhi Setu Pramandal Gaighat Uttari Bhag
2	Prathamik Vidyalay Math Kedaranath Dakshini Bhag	13	Mahatma Gandhi Setu Pramandal Gaighat Uttari Bhag Ka Pratham Kamra
2A	Prathamik Vidyalay Math Kedaranath Dakshini Bhag	13A	Mahatma Gandhi Setu Pramandal Gaighat Uttari Bhag Ka Pratham Kamra
3	Rajkiya Mahila Vidyalay Guljarbag Gayghat Ka Paschim Bhag Ka Dushra Kamra	14	Gandhi Sharirik Vyayam Shala B.N.R Road Pashchimi Bhag
3A	Rajkiya Mahila Vidyalay Guljarbag Gayghat Ka Paschim Bhag Ka Dushra Kamra	14A	Gandhi Sharirik Vyayam Shala B.N.R Road Pashchimi Bhag
4	Samudayik Bhavan Pathri Ghat Utari Bhag	15	Gandhi Sharirik Vyayam Shala B.N.R Road Purwi Bhag
4A	Samudayik Bhavan Pathri Ghat Utari Bhag	15A	Gandhi Sharirik Vyayam Shala B.N.R Road Purwi Bhag
5	Samudayik Bhavan Pathri Ghat Dachhini Bhag	16	Balika Uchcha Vidyalay Gosai Ghat
5A	Samudayik Bhavan Pathri Ghat Dachhini Bhag	16A	Balika Uchcha Vidyalay Gosai Ghat
6	B.N. R.Prathamik Vidyalay Visheshwar Bhavan Madhya Bhag Dwitiy Kamra	17	Balika Uchcha Vidyalay Gosai Ghat Len Alamaganj Uttari Bhag Ka Dusra Kamra
7	B.N. R .Prathamik Vidyalay Visheshwar Bhavan Pashchimi Bhag	18	Balika Uchcha Vidyalay Gosai Ghat Len Alamaganj Dakshini Bhag
7A	B.N. R .Prathamik Vidyalay Visheshwar Bhavan Pashchimi Bhag	19	Rajakiy Politekinak Gulajarabag Pashchimi Bhag
8	Urdu Madhya Vidyalay Narakat Ghat Purwi Blonk (Bhavan Sankhya 1) Uttari Bhag	20	Rajakiy Politekinak Gulajarabag Uttari Bhag Ka Dusra Kamra
8A	Urdu Madhya Vidyalay Narakat Ghat Purwi Blonk (Bhavan Sankhya 1) Uttari Bhag	21	Rajakiy Politekinak Gulajarabag Purwi Bhag
9	Urdu Madhya Vidyalay Narakat Ghat Purwi Blonk (Bhavan Sankhya 1) Dakshini Bhag	21A	Rajakiy Politekinak Gulajarabag Purwi Bhag
9A	Urdu Madhya Vidyalay Narakat Ghat Purwi Blonk (Bhavan Sankhya 1) Dakshini Bhag	22	Rajkiya Mahila Mahavidyalay Gulajar Gayghat Paschim Bhag Ka Dakshin Kamra
10	Urdu Madhya Vidyalay Narakat Ghat Pashchimi Blonk (Bhavan Sankhya 2) Dakshini Bhag	22A	Rajkiya Mahila Mahavidyalay Gulajar Gayghat Paschim Bhag Ka Dakshin Kamra
10A	Urdu Madhya Vidyalay Narakat Ghat Pashchimi Blonk (Bhavan Sankhya 2) Dakshini Bhag	23	Rajkiya Mahila Mahavidyalay Gayghat Purbi Bhag Ka Uttari Kamra
11	Mahatma Gandhi Setu Pramandal Gaighat Purbi Bhag	23A	Rajkiya Mahila Mahavidyalay Gayghat Purbi Bhag Ka Uttari Kamra
11A	Mahatma Gandhi Setu Pramandal Gaighat Purbi Bhag	24	Rajkiya Mahila Mahavidyalay Guljarbagh Gayghat Purbi Bhag Ka Madhya Kamra

Contd....

Polling Station Level Election Results

Polling Station-wise Votes Secured by Overall Top Five Parties in Patna Sahib Assembly in Assembly Election (AE) under Patna Sahib Parliamentary Constituency in Bihar (2020)

Number of Polling Station	Winner - Nand Kishore Yadav (BJP)	Runner-up - Pravin Singh (INC)	3rd - Mithilesh Kumar Roy (IND)	4th - Jagdeep Prasad Verma (RLSP)	5th - Ram Nath Mahto (IND)	NOTA	Other	Total Votes Secured
21	54	172	4	1	1	4	8	244
21A	22	280	3	1	0	0	10	316
22	188	63	1	2	1	4	2	261
22A	183	82	1	0	4	3	0	273
23	138	107	0	0	2	2	3	252
23A	168	50	1	0	0	3	6	228
24	77	295	2	1	0	1	4	380
24A	88	281	2	5	1	4	8	389
25	188	58	2	0	4	2	5	259
25A	232	46	1	3	5	4	6	297
26	166	52	0	0	2	1	1	222
26A	249	48	0	2	0	1	2	302
27	211	40	0	1	0	6	0	258
27A	241	60	0	2	0	2	5	310
28	207	35	0	0	0	3	3	248
28A	237	58	1	1	0	6	3	306
29	238	74	0	2	2	5	2	323
29A	198	64	0	2	2	6	2	274
30	172	33	0	1	0	1	1	208
30A	157	53	0	1	2	7	3	223
31	200	47	0	0	0	8	7	262
31A	272	43	0	1	1	2	4	323
32	177	58	0	2	3	8	13	261
32A	222	70	0	4	1	7	4	308
33	199	83	1	1	1	5	4	294
33A	150	120	1	1	0	4	7	283
34	170	61	0	0	2	3	0	236
34A	186	51	1	0	2	5	8	253
35	165	154	2	1	1	4	4	331
35A	177	151	0	1	0	1	2	332
36	38	258	0	0	1	3	4	304
36A	20	234	1	1	3	3	6	268
37	63	210	1	1	2	1	6	284
37A	88	264	1	0	1	2	3	359
38	45	248	5	0	0	5	3	306

Contd....

Polling Station Level Election Results

Winner, Runner-up and 3rd Party Position & Winning Margin According to Polling Stations in Patna Sahib Assembly in Assembly Election (AE) under Patna Sahib Parliamentary Constituency in Bihar (2020)

Polling Station Number	Winner Party	Winner Votes (%)	Runner-up Party	Runner-up Votes (%)	Winning Margin Votes (%)	Third Party	Third Party Votes (%)	Other Votes (%)
38A	INC	216 (73.72)	BJP	67 (22.87)	149 (50.85)	IND (RNM)	1 (0.34)	9 (3.07)
39	BJP	114 (46.15)	INC	114 (46.15)	0 (0)	RLSP	4 (1.62)	15 (6.07)
39A	BJP	193 (64.77)	INC	87 (29.19)	106 (35.58)	IND (MKR)	3 (1.01)	15 (5.03)
40	INC	175 (76.42)	BJP	38 (16.59)	137 (59.83)	JAPL	6 (2.62)	10 (4.37)
40A	INC	146 (65.18)	BJP	54 (24.11)	92 (41.07)	JAPL	5 (2.23)	19 (8.48)
41	INC	224 (69.78)	BJP	83 (25.86)	141 (43.92)	JAPL	5 (1.56)	9 (2.8)
42	BJP	178 (64.49)	INC	77 (27.9)	101 (36.59)	IND (AKA)	7 (2.54)	14 (5.07)
42A	BJP	124 (54.63)	INC	95 (41.85)	29 (12.78)	RLSP	2 (0.88)	6 (2.64)
43	BJP	307 (70.74)	INC	96 (22.12)	211 (48.62)	RLSP	9 (2.07)	22 (5.07)
43A	BJP	218 (72.91)	INC	68 (22.74)	150 (50.17)	JAPL	3 (1)	10 (3.34)
44	BJP	159 (68.53)	INC	65 (28.02)	94 (40.51)	RLSP	1 (0.43)	7 (3.02)
44A	INC	202 (68.71)	BJP	85 (28.91)	117 (39.8)	RLSP	3 (1.02)	4 (1.36)
45	INC	414 (90)	BJP	26 (5.65)	388 (84.35)	IND (MKR)	5 (1.09)	15 (3.26)
45A	INC	364 (83.68)	BJP	50 (11.49)	314 (72.19)	IND (MKR)	4 (0.92)	17 (3.91)
46	INC	229 (71.34)	BJP	74 (23.05)	155 (48.29)	IND (DS)	4 (1.25)	14 (4.36)
46A	INC	219 (61.69)	BJP	116 (32.68)	103 (29.01)	IND (AKA)	5 (1.41)	15 (4.23)
47	BJP	180 (55.21)	INC	131 (40.18)	49 (15.03)	IND (DS)	2 (0.61)	13 (3.99)
47A	INC	184 (51.11)	BJP	148 (41.11)	36 (10)	RLSP	5 (1.39)	23 (6.39)
48	BJP	181 (62.85)	INC	83 (28.82)	98 (34.03)	RLSP	6 (2.08)	18 (6.25)
48A	BJP	152 (54.87)	INC	93 (33.57)	59 (21.3)	IND (MKR)	4 (1.44)	28 (10.11)
49	BJP	191 (75.79)	INC	48 (19.05)	143 (56.74)	RLSP	4 (1.59)	9 (3.57)
50	BJP	199 (75.09)	INC	61 (23.02)	138 (52.07)	RLSP	1 (0.38)	4 (1.51)
50A	BJP	134 (47.52)	INC	130 (46.1)	4 (1.42)	IND (MKR)	3 (1.06)	15 (5.32)
51	INC	127 (47.21)	BJP	126 (46.84)	1 (0.37)	RLSP	8 (2.97)	8 (2.97)
51A	BJP	202 (63.32)	INC	96 (30.09)	106 (33.23)	IND (AKA)	8 (2.51)	13 (4.08)
52	BJP	153 (69.55)	INC	45 (20.45)	108 (49.1)	IND (AKA)	8 (3.64)	14 (6.36)
52A	BJP	178 (73.86)	INC	41 (17.01)	137 (56.85)	IND (AKA)	11 (4.56)	11 (4.56)
53	BJP	248 (82.94)	INC	40 (13.38)	208 (69.56)	IND (AKA)	4 (1.34)	7 (2.34)
53A	BJP	235 (79.93)	INC	49 (16.67)	186 (63.26)	RLSP	1 (0.34)	9 (3.06)
54	BJP	196 (60.87)	INC	103 (31.99)	93 (28.88)	IND (AKA)	5 (1.55)	18 (5.59)
54A	BJP	172 (63.47)	INC	77 (28.41)	95 (35.06)	IND (MKR)	5 (1.85)	17 (6.27)
55	BJP	319 (64.71)	INC	138 (27.99)	181 (36.72)	RLSP	9 (1.83)	27 (5.48)
56	BJP	342 (75.83)	INC	94 (20.84)	248 (54.99)	IND (MKR)	4 (0.89)	11 (2.44)
56A	BJP	294 (70.84)	INC	103 (24.82)	191 (46.02)	IND (MKR)	2 (0.48)	16 (3.86)
57	BJP	314 (69.93)	INC	109 (24.28)	205 (45.65)	RLSP	5 (1.11)	21 (4.68)

Contd....

DISCLAIMER

The Terms of Use and Disclaimer of Datanet India Private Limited (hereinafter referred to as "Datanet") for use of this analysis report of **Patna Sahib Assembly Constituency (Patna Sahib Vidhan Sabha)** :-

1. **Assembly Factbook™** is a Registered Trade Mark owned by Datanet.
2. All the maps are sketched and graphical representation only and have not been drawn to the scale and also not to represent the actual geographical area or boundary of the unit.
3. The data for the aforesaid analysis is based on authentic sources and has been culled from the various publications of Census, CSO and NSSO for district and block level data, various central and state government departments, Central & State Elections Commissions and the concerned Returning Officers' releases, Electoral Rolls, Election results and allied publications, internal assessment, surveys, estimates and analysis. Therefore, certain adjustment of data at micro level may have been done to arrive closer to the macro data.
4. Data have been provided on an "As Is" and "As AVAILABLE" basis
5. The colours shown in the maps or diagram and charts of a particular party, alliance or AC are indicative and do not represent them.
6. This publication which includes maps, sheets, graphs and data would be the property under copyright of Datanet only. The user may use these for its internal study, analysis and research purposes. It's public display, re-selling or any commercial uses by the user are not allowed.
7. Datanet has taken due care and caution in compilation and processing of data and allied information, but does not guarantee the accuracy, adequacy or completeness of any information/analysis and will be not responsible for any errors or omissions or for the results obtained from the use of such information/analysis.
8. All the contents for the publication have been culled from various authentic sources and Datanet reasonably believes such sources to be reliable, but does not make any representations, express or implied as to the accuracy or fitness of use of such information. The information or contents of the information/analysis do not constitute advice and should not be relied upon in making (or refraining from making) any decision. Any reliance placed upon the information provided by Datanet is the sole responsibility and strictly at the user's risk.
9. In no event will Datanet be liable for any damages (including, without limitation, damages for loss of business projects, or loss of profits) arising in contract, tort or otherwise from the use of or inability to use any of its contents, or from any action taken (or refrained from being taken) as a result of using the analysis or any of its contents. Datanet its directors, owners, editors, officials, employees, distributor and agents or any associate will not be liable for any errors in the information contained or any consequences arising from the use of the contents of the provided information/analysis.
10. If any provision of these terms and conditions is held invalid or illegal or unenforceable for any reason by any court of competent jurisdiction, such provision shall be severed and the remainder of provisions of the terms and conditions shall continue in full force and effect as if the Term of Use had been executed with the invalid, illegal or unenforceable provision eliminated.
11. If there are any discrepancies in the information provided, please bring it to attention of Datanet for suitable rectification measures.

**Buy Online This Complete Book At
Datanet India eBooks Store**

www.indiastatpublications.com

or go directly at

**[http://www.indiastatpublications.com/
Assembly_factbook/Bihar/Patna_Sahib/ Patna_Sahib](http://www.indiastatpublications.com/Assembly_factbook/Bihar/Patna_Sahib/Patna_Sahib)**



i indiastat**elections**

ISBN : 978-93-5313-159-3

