



Tamil Nadu

Assembly Factbook™

Egmore Assembly Constituency

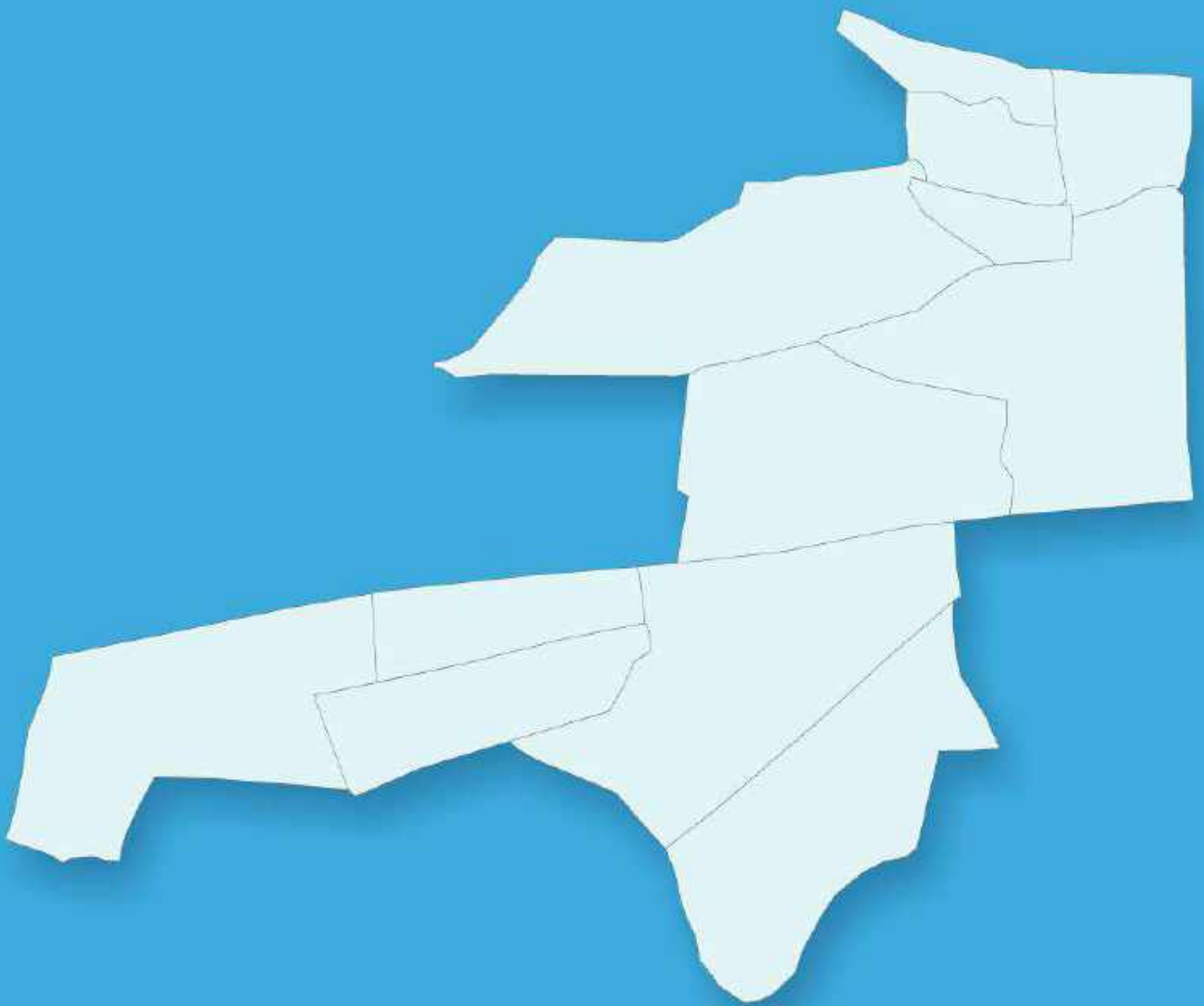


Key Electoral Data of Egmore
Assembly Constituency (Vidhan Sabha)

Tamil Nadu

Assembly Factbook™

Egmore Assembly Constituency



Egmore Vidhan Sabha

Editor & Director

Dr. R.K. Thukral

Research Editor

Dr. Shafeeq Rahman

Compiled, Researched and Published by Datanet India Pvt. Ltd.

D-100, 1st Floor,

Okhla Industrial Area, Phase-I,
New Delhi- 110020.

Ph.: 91-11- 43580781-84

Email : support@indiastatpublications.com

Website : www.indiastatelections.com

Online Book Store :

www.indiastatpublications.com

Report No. : AFB/TN-016-0125

ISBN : 978-93-5313-741-0

First Edition : January, 2018

Eighth Updated Edition : January, 2025

Price : Rs. 11500/-

US\$ 310

© Datanet India Pvt. Ltd.

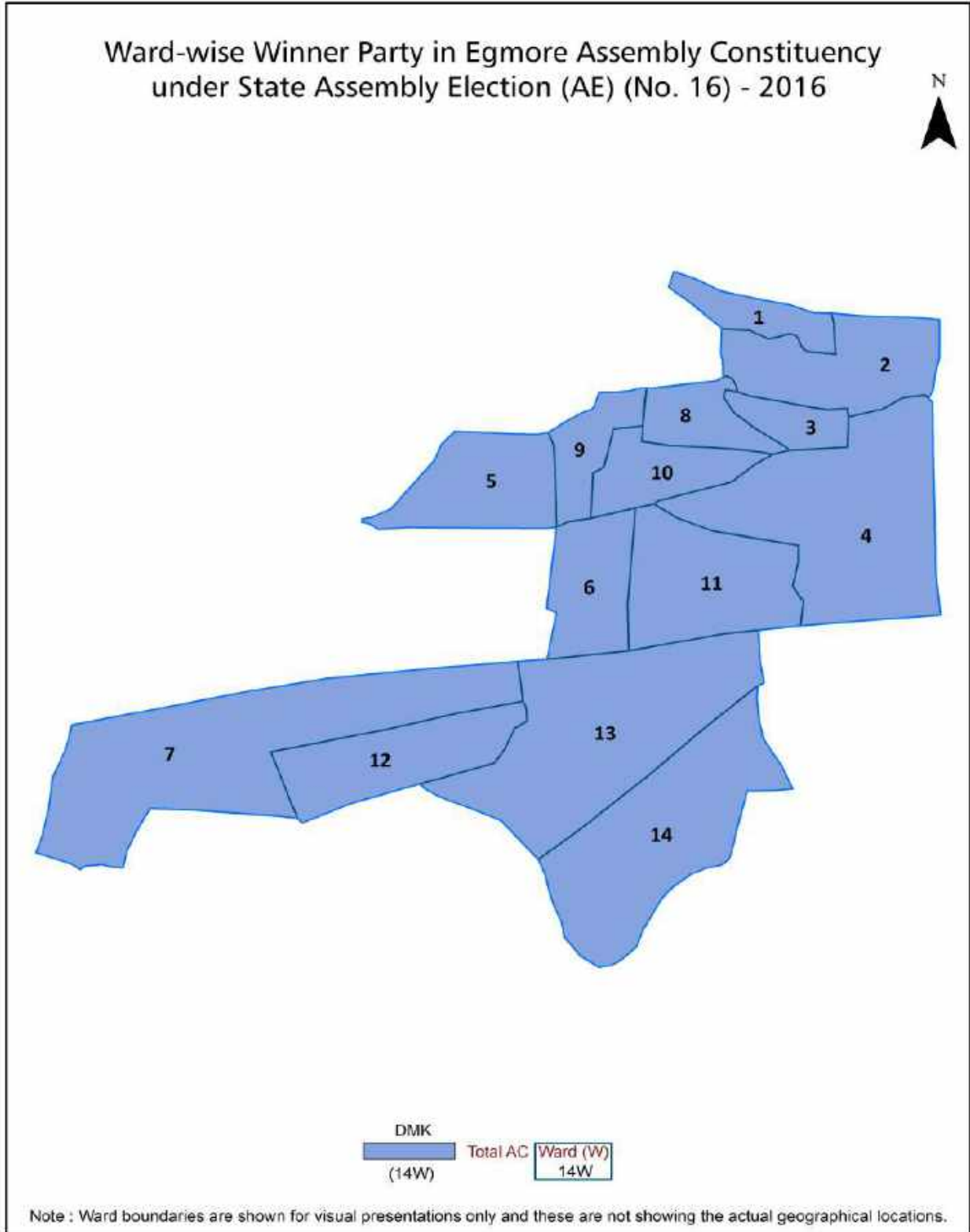
All rights reserved. No part of this book may be reproduced, stored in a retrieval system or transmitted in any form or by any means, mechanical photocopying, photographing, scanning, recording or otherwise without the prior written permission of the publisher. Please refer to Disclaimer at page no. 172 for the use of this publication.

Printed in India

Contents

No.	Particulars	Page No.
	Introduction	
1	Assembly Constituency - (Vidhan Sabha) at a Glance Features of Assembly as per Delimitation Commission of India (2008)	1-2
	Location and Political Maps	
2	Location Map Boundaries of Assembly Constituency - (Vidhan Sabha) in District Boundaries of Assembly Constituency under Parliamentary Constituency - (Lok Sabha) Locality-wise Winner Parties- 2024, 2021, 2019, 2016, 2014, 2011 and 2009	3-11
	Administrative Setup (2011)	
3	District Sub-district Towns Villages Inhabited Villages Uninhabited Villages Village Panchayat Intermediate Panchayat	12
	Demographics (2011)	
4	Population Households Rural/Urban Population Sex Ratio (Total & 0-6 Years) Religious Population Social Population Literacy Rate	13
	Electoral Features	
5	Important Dates of Last Elections Held Electors by Gender Service Electors Voters Voters Turnout Polling Stations & Average Number of Electors per Polling Station Electors by Age Group Present Elected Representatives	14-19
	Historical Summary Election Results	
6	Vote Share of Major Parties Winning Margin (Number & Percentage) Polarity of Parties Summary Result of Assembly Segment of Parliamentary Elections 2024, 2019, 2014, 2009, 2004 and 1999 Summary Result of Assembly Elections 2021, 2016, 2011, 2006, 2001, 1996, 1991, 1989, 1984, 1980, 1977, 1971 and 1967	20-42
	Polling Station Level Election Results	
7	Name and Number of Polling Station 2024, 2021, 2019, 2016, 2014, 2011 and 2009 Polling Station-wise Electors, Voters & Voters Turnout 2024, 2021, 2019, 2016, 2014, 2011 and 2009 Polling Station wise Elections Results 2024, 2021, 2019, 2016, 2014, 2011 and 2009	43-167
	Share of Assembly Constituency	
8	Share of Assembly Constituency - (Vidhan Sabha) in State, District and Parliamentary Constituency - (Lok Sabha)	168
9	Abbreviation & Sources	169-171
10	Disclaimer	172

Location & Political Map

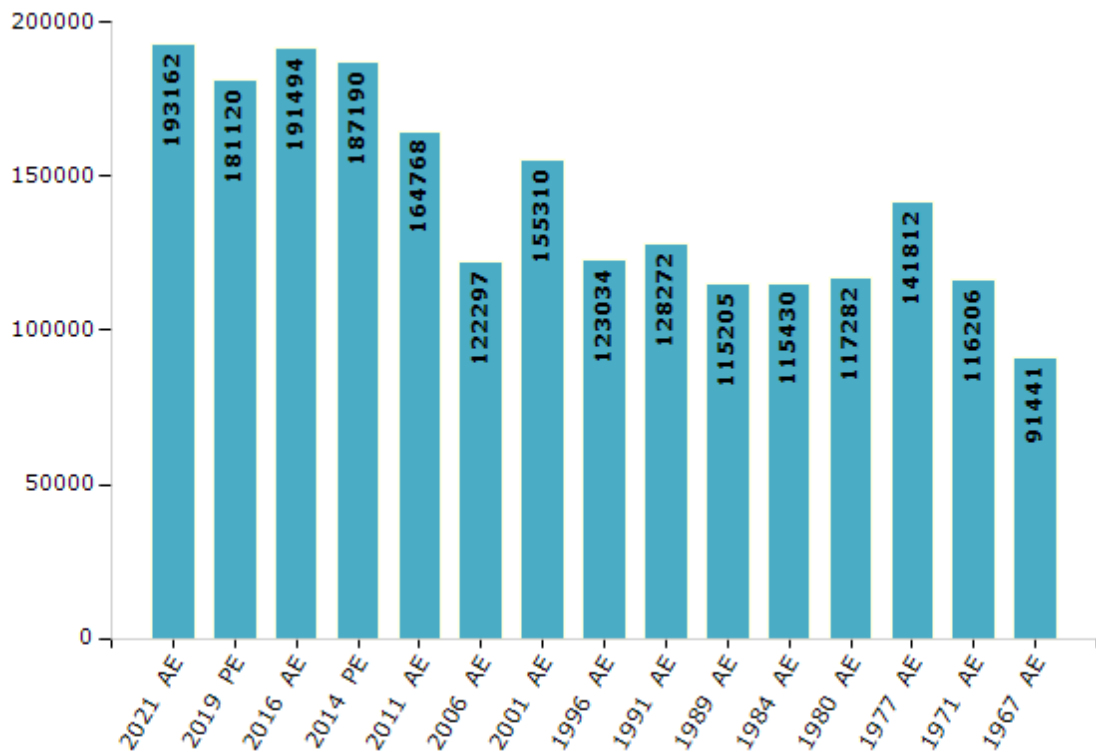


Electoral Features

Electors by Male & Female

Year	Male	Female	Others	Total	Year	Male	Female	Others	Total
2021 AE	95725	97384	53	193162	1999 PE	-	-	-	-
2019 PE	89876	91195	49	181120	1996 AE	64169	58865	-	123034
2016 AE	95104	96353	37	191494	1991 AE	68684	59588	-	128272
2014 PE	93284	93880	26	187190	1989 AE	61315	53890	-	115205
2011 AE	82375	82384	9	164768	1984 AE	62738	52692	-	115430
2009 PE	-	-	-	-	1980 AE	64552	52730	-	117282
2006 AE	61560	60737	-	122297	1977 AE	77567	64245	-	141812
2004 PE	-	-	-	-	1971 AE	64675	51531	-	116206
2001 AE	80768	74542	-	155310	1967 AE	-	-	-	91441

Number of Electors



Note : AE : Assembly Election, PE : Assembly Segment of Parliamentary Election

Historical Summary Election Results

Summary Result of Assembly Election - 2016

Candidate Name	Party	Votes	Votes %
Ravichandran K.S	DMK	55060	45.64
Parithi Ellamvazhuthi E	AIADMK	44381	36.79
Venkatesan M	BJP	7159	5.93
Prabhu T	DMDK	6321	5.24
Rajendran A	PMK	1814	1.5
Jayalakshmi I	NTK	1450	1.2
Ezhilarasan I	BSP	255	0.21
Balasundaram M	IND	255	0.21
Nagarajan M	IND	192	0.16
Venkatachalam V	YSP	179	0.15
Gunasekar N	IND	128	0.11
Ashok A	SHS	103	0.09
Mukunthan J	IND	97	0.08
Selvam I	IND	79	0.07
Kubendran S	MKAT	70	0.06
Chandrakala J	JASD	54	0.04
Dhatchayani M	IND	52	0.04
Arun Kumar A	IND	39	0.03
Prasath S	IND	36	0.03
Rajasekar S	IND	36	0.03
Jayaraj S	IND	35	0.03
	NOTA	2840	2.35

Polling Station Level Election Results

Number and Name of Polling Stations (PS) (2021)

Number of Polling Stations	Name of Polling Stations	Number of Polling Stations	Name of Polling Stations
1	Panchayat Social Unity and Nights School(TNSCB) SunnambuKakvaichery, Purasaiwakkam, Chennai -600007.	14	Corporation Assist Engineer Office (Main Building) Arunachala Pandaram Street, Purasaiwalkam,Chennai-600007.
1A	Panchayat Social Unity and Nights School(TNSCB) SunnambuKakvaichery, Purasaiwakkam, Chennai -600007.	14A	Corporation Assist Engineer Office (Main Building) Arunachala Pandaram Street, Purasaiwalkam,Chennai-600007.
2	Panchayat Social Unity and Nights School(TNSCB) SunnambuKakvaichery, Purasaiwakkam, Chennai -600007.	15	Chennai Middle School, Earan Street (New Manickam Street) Purasawalkam,Chennai-600007.
2A	Panchayat Social Unity and Nights School(TNSCB) SunnambuKakvaichery, Purasaiwakkam, Chennai -600007.	15A	Chennai Middle School, Earan Street (New Manickam Street) Purasawalkam,Chennai-600007.
3	Chennai Middle School, Sundaram Street, East Side Building, Purasaiwakkam,Chennai-600007.	16	Chennai Middle School, Earan Street (New Manickam Street) Purasawalkam,Chennai-600007.
3A	Chennai Middle School, Sundaram Street, East Side Building, Purasaiwakkam,Chennai-600007.	16A	Chennai Middle School, Earan Street (New Manickam Street) Purasawalkam,Chennai-600007.
4	Chennai Middle School, Sundaram Street, East Side Building, Purasaiwakkam,Chennai-600007.	17	C.S.I.Middle School,Centre Part 34, Vallam Bangaru Street, Purasaiwalkam,Chennai-600007.
5	Junior Engineers Office, Sundaram Street, Purasaiwalkam, Chennai-600007.	17A	C.S.I.Middle School,Centre Part 34, Vallam Bangaru Street, Purasaiwalkam,Chennai-600007.
6	Chennai Middle School, Sundaram Street, East Side Building, Purasaiwakkam,Chennai-600007.	18	T.E.L.C Megdalene girls Higher Secondary School (Centre Building Room) Kandappa Street, Purasaiwalkam,Chennai-600007.
6A	Chennai Middle School, Sundaram Street, East Side Building, Purasaiwakkam,Chennai-600007.	19	T.E.L.C Megdalene girls Higher Secondary School (Centre Building Room) Kandappa Street, Purasaiwalkam,Chennai-600007.
7	Chennai Middle School, Sundaram Street, East Side Building, Purasaiwakkam,Chennai-600007.	19A	T.E.L.C Megdalene girls Higher Secondary School (Centre Building Room) Kandappa Street, Purasaiwalkam,Chennai-600007.
7A	Chennai Middle School, Sundaram Street, East Side Building, Purasaiwakkam,Chennai-600007.	20	T.E.L.C Megdalene girls Higher Secondary School (Centre Building Room) Kandappa Street, Purasaiwalkam,Chennai-600007.
8	Chennai Middle School, Sundaram Street, East Side Building, Purasaiwakkam,Chennai-600007.	20A	T.E.L.C Megdalene girls Higher Secondary School (Centre Building Room) Kandappa Street, Purasaiwalkam,Chennai-600007.
9	Chennai Middle School, Sundaram Street, East Side Building, Purasaiwakkam,Chennai-600007.	21	Chennai Middle School, 3, Avadhanapapaya Street, Choolai,Chennai-600112.
9A	Chennai Middle School, Sundaram Street, East Side Building, Purasaiwakkam,Chennai-600007.	21A	Chennai Middle School, 3, Avadhanapapaya Street, Choolai,Chennai-600112.
10	Chennai District Library Centre,Sundaram Lane, Purasaiwalkam,Chennai-600007.	22	Chennai Middle School, 3, Avadhanapapaya Street, Choolai,Chennai-600112.
10A	Chennai District Library Centre,Sundaram Lane, Purasaiwalkam,Chennai-600007.	23	Chennai Middle School, 13, Vaikakakaran Street, Purasawalkam,Chennai-600007.
11	Chennai District Library Centre,Sundaram Lane, Purasaiwalkam,Chennai-600007.	24	Chennai Middle School, 13, Vaikakakaran Street, Purasawalkam,Chennai-600007.
12	C.S.I.Middle School, Sundaram Street, Purasaiwalkam,Chennai-600007.	25	Sri Muthukumarasami Devasthanam P. Venugopal Chetti Higher Secondary School, 11,Rotler Street, Choolai,Chennai-600112.
13	Chennai Middle School, 88 Kannappa High Road (tana Street), Purasaiwakkam,Chennai-600007	26	Sri Muthukumarasami Devasthanam P. Venugopal Chetti Higher Secondary School, 11,Rotler Street, Choolai,Chennai-600112.
13A	Chennai Middle School, 88 Kannappa High Road (tana Street), Purasaiwakkam,Chennai-600007	27	Chennai Girls Higher Secondary School, 3,Rotler Street, Choolai,Chennai-600112.

Contd....

Polling Station Level Election Results

Polling Station-wise Votes Secured by Overall Top Five Parties in Egmore Assembly in Assembly Election (AE) under Chennai Central Parliamentary Constituency in Tamil Nadu (2021)

Number of Polling Station	Winner - I.Paranthamen (DMK)	Runner-up - B.John Pandian (AIADMK)	3rd - U. Priyadarsini (MNM)	4th - P.Geetha Lakshmi (NTK)	5th - T.Prabhu (DMDK)	NOTA	Other	Total Votes Secured
21A	162	91	70	14	2	6	9	354
22	169	161	51	14	1	6	3	405
23	224	152	81	27	5	12	10	511
24	216	232	77	24	3	14	5	571
25	175	325	45	18	0	12	1	576
26	170	224	39	18	6	12	4	473
27	254	192	82	31	1	8	2	570
28	211	213	61	28	7	13	2	535
29	142	96	29	15	1	5	2	290
30	141	173	31	7	2	5	2	361
31	158	150	71	28	1	6	4	418
31A	152	124	70	6	3	11	4	370
32	215	119	55	28	6	6	4	433
32A	206	95	68	8	3	7	1	388
33	190	97	53	23	3	3	6	375
33A	155	103	66	15	1	1	7	348
34	115	121	42	30	2	10	2	322
34A	127	121	51	20	1	1	7	328
35	335	136	53	45	4	10	4	587
36	189	137	52	41	6	10	9	444
36A	140	125	67	13	4	9	7	365
37	194	204	44	23	2	15	5	487
38	262	61	39	27	2	7	4	402
38A	292	104	18	14	3	7	6	444
39	274	95	37	27	4	6	6	449
39A	262	125	23	25	3	2	14	454
40	312	147	35	25	4	3	12	538
41	212	100	42	49	4	4	4	415
41A	252	116	30	29	3	2	6	438
42	197	103	53	29	3	3	4	392
42A	175	102	50	9	6	3	3	348
43	177	98	38	29	8	4	12	366
43A	166	96	35	17	4	1	12	331
44	289	68	23	15	5	0	2	402
44A	317	59	18	15	3	0	6	418

Contd....

Polling Station Level Election Results

Winner, Runner-up and 3rd Party Position & Winning Margin According to Polling Stations in Egmore Assembly in Assembly Election (AE) under Chennai Central Parliamentary Constituency in Tamil Nadu (2021)

Polling Station Number	Winner Party	Winner Votes (%)	Runner-up Party	Runner-up Votes (%)	Winning Margin Votes (%)	Third Party	Third Party Votes (%)	Other Votes (%)
47	DMK	297 (68.59)	AIADMK	52 (12.01)	245 (56.58)	NTK	52 (12.01)	32 (7.39)
47A	DMK	309 (73.05)	AIADMK	62 (14.66)	247 (58.39)	NTK	27 (6.38)	25 (5.91)
48	DMK	255 (56.79)	AIADMK	81 (18.04)	174 (38.75)	NTK	60 (13.36)	53 (11.8)
48A	DMK	289 (63.52)	AIADMK	95 (20.88)	194 (42.64)	MNM	23 (5.05)	48 (10.55)
49	DMK	278 (64.35)	AIADMK	68 (15.74)	210 (48.61)	NTK	51 (11.81)	35 (8.1)
49A	DMK	305 (68.39)	AIADMK	76 (17.04)	229 (51.35)	MNM	24 (5.38)	41 (9.19)
50	DMK	226 (59.63)	AIADMK	82 (21.64)	144 (37.99)	NTK	38 (10.03)	33 (8.71)
50A	DMK	251 (69.15)	AIADMK	64 (17.63)	187 (51.52)	NTK	19 (5.23)	29 (7.99)
51	DMK	201 (52.62)	AIADMK	84 (21.99)	117 (30.63)	IND (VP)	38 (9.95)	59 (15.45)
51A	DMK	202 (49.75)	AIADMK	144 (35.47)	58 (14.28)	IND (VP)	32 (7.88)	28 (6.9)
52	DMK	260 (64.52)	AIADMK	74 (18.36)	186 (46.16)	NTK	40 (9.93)	29 (7.2)
52A	DMK	303 (67.63)	AIADMK	100 (22.32)	203 (45.31)	MNM	14 (3.13)	31 (6.92)
53	DMK	317 (63.78)	AIADMK	94 (18.91)	223 (44.87)	NTK	39 (7.85)	47 (9.46)
54	DMK	357 (64.21)	AIADMK	109 (19.6)	248 (44.61)	NTK	39 (7.01)	51 (9.17)
55	DMK	387 (73.71)	AIADMK	80 (15.24)	307 (58.47)	NTK	28 (5.33)	30 (5.71)
56	DMK	296 (69.65)	AIADMK	62 (14.59)	234 (55.06)	NTK	27 (6.35)	40 (9.41)
56A	DMK	305 (74.21)	AIADMK	70 (17.03)	235 (57.18)	MNM	10 (2.43)	26 (6.33)
57	DMK	344 (75.6)	AIADMK	62 (13.63)	282 (61.97)	NTK	22 (4.84)	27 (5.93)
57A	DMK	322 (77.4)	AIADMK	66 (15.87)	256 (61.53)	NTK	14 (3.37)	14 (3.37)
58	DMK	254 (59.76)	AIADMK	104 (24.47)	150 (35.29)	NTK	27 (6.35)	40 (9.41)
58A	DMK	244 (64.55)	AIADMK	85 (22.49)	159 (42.06)	MNM	19 (5.03)	30 (7.94)
59	DMK	265 (67.6)	AIADMK	56 (14.29)	209 (53.31)	NTK	28 (7.14)	43 (10.97)
59A	DMK	246 (65.43)	AIADMK	71 (18.88)	175 (46.55)	NTK	23 (6.12)	36 (9.57)
60	DMK	314 (70.25)	AIADMK	64 (14.32)	250 (55.93)	NTK	32 (7.16)	37 (8.28)
60A	DMK	340 (72.03)	AIADMK	73 (15.47)	267 (56.56)	IND (VP)	16 (3.39)	43 (9.11)
61	DMK	259 (57.43)	AIADMK	107 (23.73)	152 (33.7)	NTK	44 (9.76)	41 (9.09)
61A	DMK	289 (69.14)	AIADMK	102 (24.4)	187 (44.74)	MNM	11 (2.63)	16 (3.83)
62	DMK	270 (70.87)	AIADMK	49 (12.86)	221 (58.01)	MNM	25 (6.56)	37 (9.71)
62A	DMK	330 (82.5)	AIADMK	38 (9.5)	292 (73)	MNM	11 (2.75)	21 (5.25)
63	DMK	355 (73.8)	AIADMK	54 (11.23)	301 (62.57)	MNM	23 (4.78)	49 (10.19)
63A	DMK	403 (76.62)	AIADMK	64 (12.17)	339 (64.45)	MNM	29 (5.51)	30 (5.7)
64	DMK	292 (69.69)	AIADMK	46 (10.98)	246 (58.71)	NTK	31 (7.4)	50 (11.93)
64A	DMK	351 (75.81)	AIADMK	58 (12.53)	293 (63.28)	MNM	24 (5.18)	30 (6.48)
65	DMK	423 (69.92)	AIADMK	94 (15.54)	329 (54.38)	MNM	47 (7.77)	41 (6.78)
66	DMK	253 (72.91)	AIADMK	60 (17.29)	193 (55.62)	NTK	9 (2.59)	25 (7.2)
67	DMK	272 (65.23)	AIADMK	67 (16.07)	205 (49.16)	MNM	34 (8.15)	44 (10.55)
67A	DMK	348 (74.2)	AIADMK	72 (15.35)	276 (58.85)	MNM	25 (5.33)	24 (5.12)

Contd....

DISCLAIMER

The Terms of Use and Disclaimer of Datanet India Private Limited (hereinafter referred to as "Datanet") for use of this analysis report of **Egmore Assembly Constituency (Egmore Vidhan Sabha)** :-

1. **Assembly Factbook™** is a Registered Trade Mark owned by Datanet.
2. All the maps are sketched and graphical representation only and have not been drawn to the scale and also not to represent the actual geographical area or boundary of the unit.
3. The data for the aforesaid analysis is based on authentic sources and has been culled from the various publications of Census, CSO and NSSO for district and block level data, various central and state government departments, Central & State Elections Commissions and the concerned Returning Officers' releases, Electoral Rolls, Election results and allied publications, internal assessment, surveys, estimates and analysis. Therefore, certain adjustment of data at micro level may have been done to arrive closer to the macro data.
4. Data have been provided on an "As Is" and "As AVAILABLE" basis
5. The colours shown in the maps or diagram and charts of a particular party, alliance or AC are indicative and do not represent them.
6. This publication which includes maps, sheets, graphs and data would be the property under copyright of Datanet only. The user may use these for its internal study, analysis and research purposes. It's public display, re-selling or any commercial uses by the user are not allowed.
7. Datanet has taken due care and caution in compilation and processing of data and allied information, but does not guarantee the accuracy, adequacy or completeness of any information/analysis and will be not responsible for any errors or omissions or for the results obtained from the use of such information/analysis.
8. All the contents for the publication have been culled from various authentic sources and Datanet reasonably believes such sources to be reliable, but does not make any representations, express or implied as to the accuracy or fitness of use of such information. The information or contents of the information/analysis do not constitute advice and should not be relied upon in making (or refraining from making) any decision. Any reliance placed upon the information provided by Datanet is the sole responsibility and strictly at the user's risk.
9. In no event will Datanet be liable for any damages (including, without limitation, damages for loss of business projects, or loss of profits) arising in contract, tort or otherwise from the use of or inability to use any of its contents, or from any action taken (or refrained from being taken) as a result of using the analysis or any of its contents. Datanet its directors, owners, editors, officials, employees, distributor and agents or any associate will not be liable for any errors in the information contained or any consequences arising from the use of the contents of the provided information/analysis.
10. If any provision of these terms and conditions is held invalid or illegal or unenforceable for any reason by any court of competent jurisdiction, such provision shall be severed and the remainder of provisions of the terms and conditions shall continue in full force and effect as if the Term of Use had been executed with the invalid, illegal or unenforceable provision eliminated.
11. If there are any discrepancies in the information provided, please bring it to attention of Datanet for suitable rectification measures.

**Buy Online This Complete Book At
Datanet India eBooks Store**

www.indiastatpublications.com

or go directly at

[http://www.indiastatpublications.com/
Assembly_factbook/Tamil_Nadu/Chennai_Central/ Egmore](http://www.indiastatpublications.com/Assembly_factbook/Tamil_Nadu/Chennai_Central/Egmore)

 **indiastat**elections

