



Tamil Nadu

Assembly Factbook™

Harbour Assembly Constituency

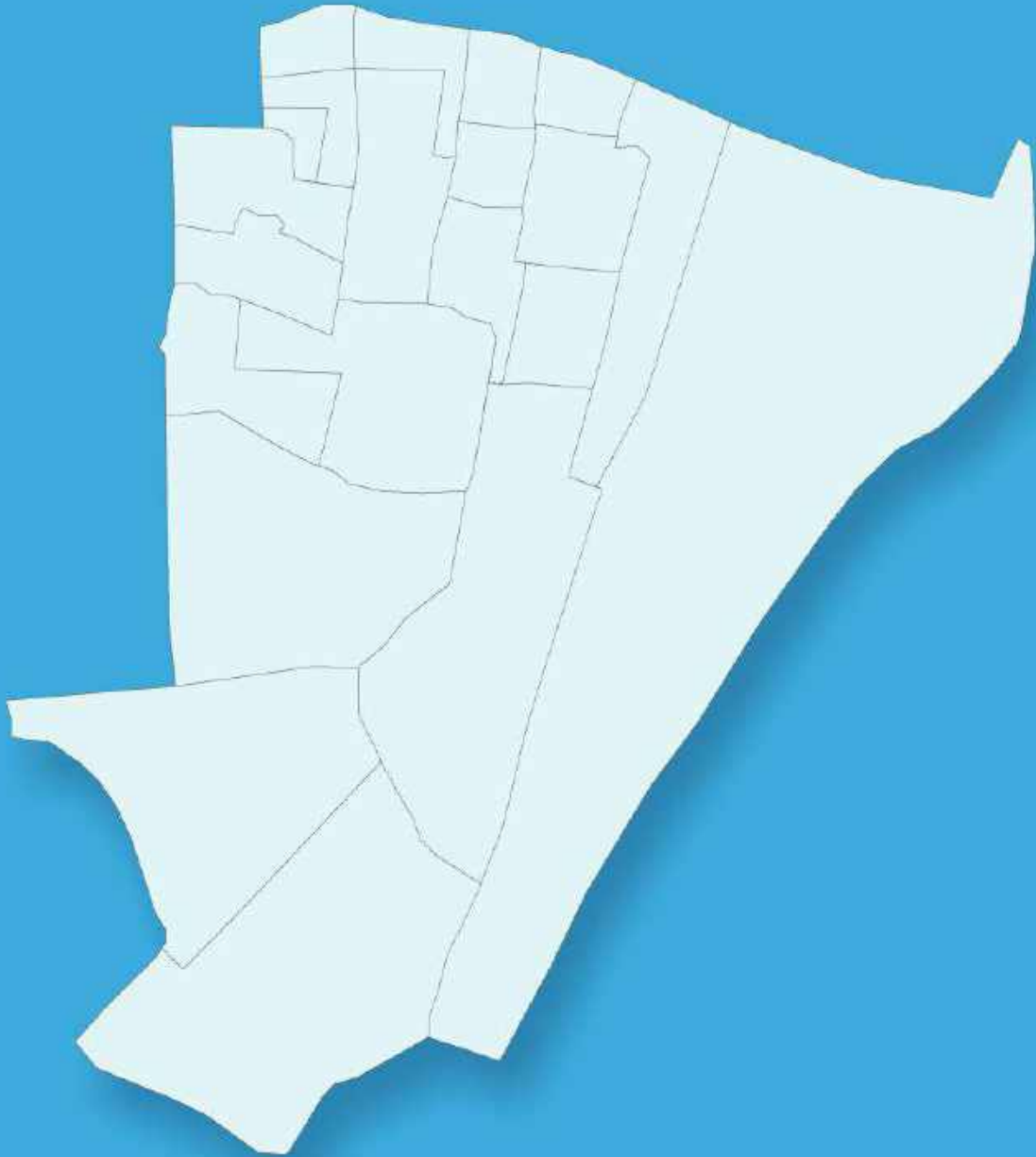


Key Electoral Data of Harbour
Assembly Constituency (Vidhan Sabha)

Tamil Nadu

Assembly Factbook™

Harbour Assembly Constituency



Harbour Vidhan Sabha

Editor & Director

Dr. R.K. Thukral

Research Editor

Dr. Shafeeq Rahman

Compiled, Researched and Published by Datanet India Pvt. Ltd.

D-100, 1st Floor,

Okhla Industrial Area, Phase-I,
New Delhi- 110020.

Ph.: 91-11- 43580781-84

Email : support@indiastatpublications.com

Website : www.indiastatelections.com

Online Book Store :

www.indiastatpublications.com

Report No. : AFB/TN-018-0125

ISBN : 978-93-5313-751-9

First Edition : January, 2018

Eighth Updated Edition : January, 2025

Price : Rs. 11500/-

US\$ 310

© **Datanet India Pvt. Ltd.**

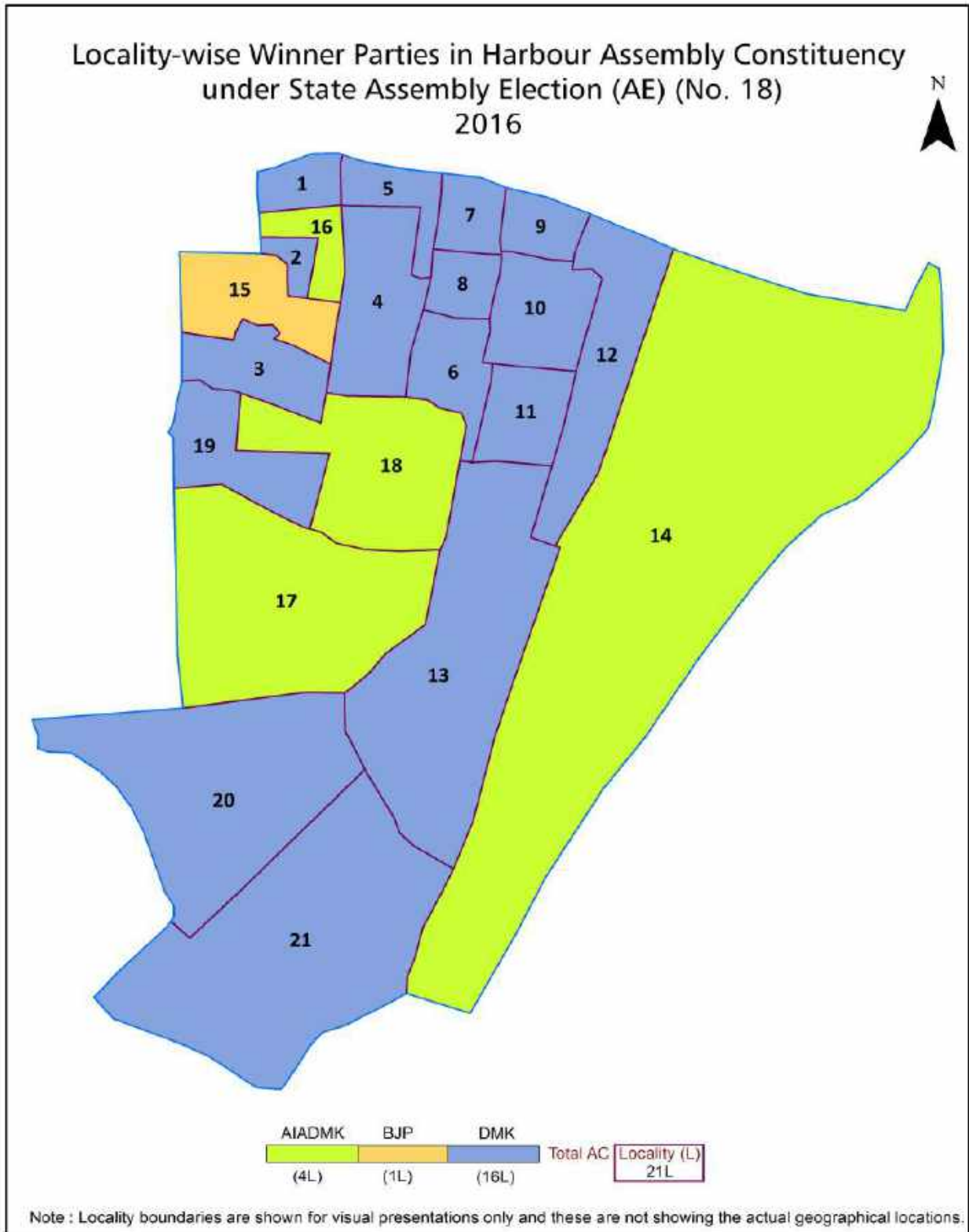
All rights reserved. No part of this book may be reproduced, stored in a retrieval system or transmitted in any form or by any means, mechanical photocopying, photographing, scanning, recording or otherwise without the prior written permission of the publisher. Please refer to Disclaimer at page no. 171 for the use of this publication.

Printed in India

Contents

No.	Particulars	Page No.
	Introduction	
1	Assembly Constituency - (Vidhan Sabha) at a Glance Features of Assembly as per Delimitation Commission of India (2008)	1-2
	Location and Political Maps	
2	Location Map Boundaries of Assembly Constituency - (Vidhan Sabha) in District Boundaries of Assembly Constituency under Parliamentary Constituency - (Lok Sabha) Locality-wise Winner Parties- 2024, 2021, 2019, 2016, 2014, 2011 and 2009	3-11
	Administrative Setup (2011)	
3	District Sub-district Towns Villages Inhabited Villages Uninhabited Villages Village Panchayat Intermediate Panchayat	12
	Demographics (2011)	
4	Population Households Rural/Urban Population Sex Ratio (Total & 0-6 Years) Religious Population Social Population Literacy Rate	13
	Electoral Features	
5	Important Dates of Last Elections Held Electors by Gender Service Electors Voters Voters Turnout Polling Stations & Average Number of Electors per Polling Station Electors by Age Group Present Elected Representatives	14-19
	Historical Summary Election Results	
6	Vote Share of Major Parties Winning Margin (Number & Percentage) Polarity of Parties Summary Result of Assembly Segment of Parliamentary Elections 2024, 2019, 2014, 2009, 2004 and 1999 Summary Result of Assembly Elections 2021, 2016, 2011, 2006, 2001, 1996, 1991, 1989, 1984, 1980, 1977, 1971 and 1967	20-43
	Polling Station Level Election Results	
7	Name and Number of Polling Station 2024, 2021, 2019, 2016, 2014, 2011 and 2009 Polling Station-wise Electors, Voters & Voters Turnout 2024, 2021, 2019, 2016, 2014, 2011 and 2009 Polling Station wise Elections Results 2024, 2021, 2019, 2016, 2014, 2011 and 2009	44-166
	Share of Assembly Constituency	
8	Share of Assembly Constituency - (Vidhan Sabha) in State, District and Parliamentary Constituency - (Lok Sabha)	167
9	Abbreviation & Sources	168-170
10	Disclaimer	171

Location & Political Map

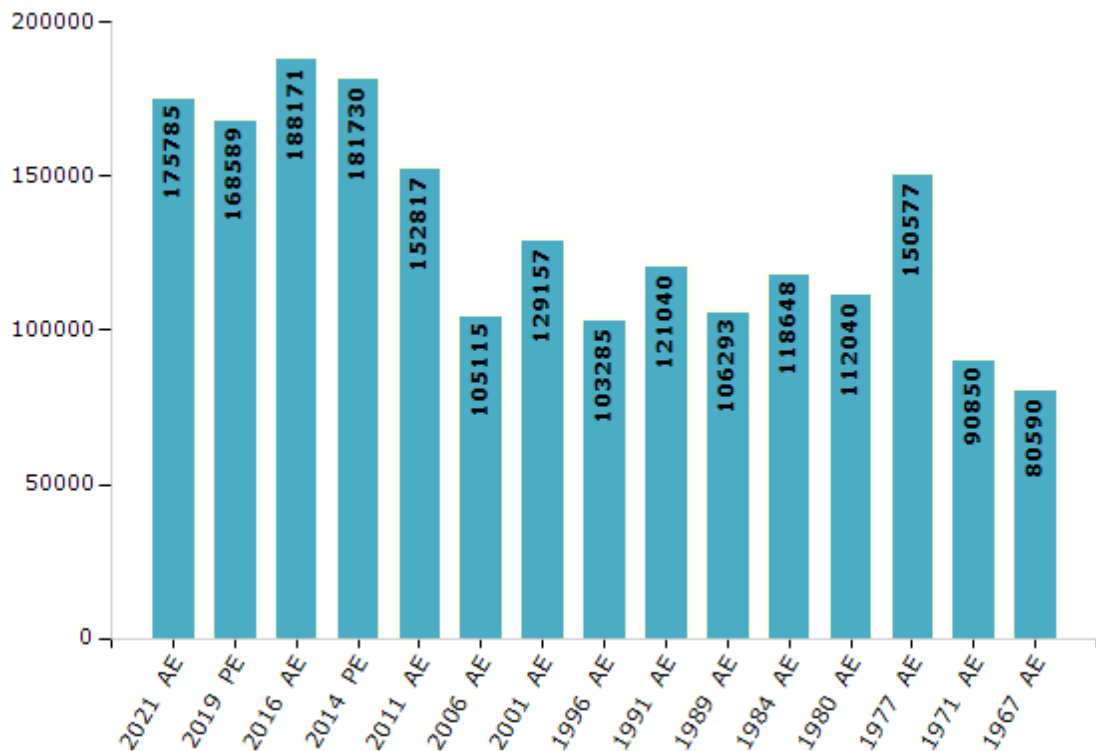


Electoral Features

Electors by Male & Female

Year	Male	Female	Others	Total	Year	Male	Female	Others	Total
2021 AE	91593	84137	55	175785	1999 PE	-	-	-	-
2019 PE	88098	80440	51	168589	1996 AE	57338	45947	-	103285
2016 AE	98718	89392	61	188171	1991 AE	70773	50267	-	121040
2014 PE	95741	85939	50	181730	1989 AE	61258	45035	-	106293
2011 AE	80036	72748	33	152817	1984 AE	70046	48602	-	118648
2009 PE	-	-	-	-	1980 AE	67280	44760	-	112040
2006 AE	55587	49528	-	105115	1977 AE	92423	58154	-	150577
2004 PE	-	-	-	-	1971 AE	54711	36139	-	90850
2001 AE	72528	56629	-	129157	1967 AE	-	-	-	80590

Number of Electors



Note : AE : Assembly Election, PE : Assembly Segment of Parliamentary Election

Historical Summary Election Results

Summary Result of Assembly Election - 2016

Candidate Name	Party	Votes	Votes %
Sekar Babu P K	DMK	42071	40.36
Sreenivasan K S	AIADMK	37235	35.72
Krishnakumar Nadhani	BJP	13357	12.81
Ameer Hamsa S	SDPI	4161	3.99
Murad Buhari B	MDMK	1970	1.89
Sureshkumar R	PMK	1011	0.97
Anwar Baig	NTK	902	0.87
Sivachandran P	IND	227	0.22
Nazeer Hussain S	BSP	182	0.17
Nathiya R	IND	145	0.14
Srinivasan R	IND	120	0.12
Abesar	YSP	120	0.12
Srinivasan P	IND	81	0.08
Venkatesan P	IND	74	0.07
Sagayam G	GMI	71	0.07
Jayaraj K	PPIS	58	0.06
Nandakumar D	IND	56	0.05
Ravi M L	DMSK	49	0.05
Krishnakumar G	IND	48	0.05
Chandra Bommu K	IND	45	0.04
Nazim	IND	35	0.03
Mahendra Kumar J	IND	32	0.03
Uvakumar P N	IND	31	0.03
Ramesh D	IND	29	0.03
Mageshkumar D	IND	27	0.03
	NOTA	2101	2.02

Polling Station Level Election Results

Number and Name of Polling Stations (PS) (2021)

Number of Polling Stations	Name of Polling Stations	Number of Polling Stations	Name of Polling Stations
1	Sri R.K.M Vivekananda Centenary Girls Hr. Sec School No .2 Saravanan Street Kondithope Chennai-600079.	16	T.T.V Hr.Sec. School No.199-97 Mint Street Sowcarpet Chennai - 600079.
2	Sri R.K.M Vivekananda Centenary Girls Hr. Sec School No .2 Saravanan Street Kondithope Chennai-600079.	16A	T.T.V Hr.Sec. School No.199-97 Mint Street Sowcarpet Chennai - 600079.
3	J.E. Office Mint Street Kondithope Chennai-600079.	17	Chennai Middle SchoolNo.130-140 Amman Koil StreetKondithope Chennai - 600079.
4	J.E. Office Mint Street Kondithope Chennai-600079.	17A	Chennai Middle SchoolNo.130-140 Amman Koil StreetKondithope Chennai - 600079.
5	Sri R.K.M Vivekananda Centenary Girls Hr. Sec School No .2 Saravanan Street Kondithope Chennai-600079.	18	Chennai Middle SchoolNo.130-140 Amman Koil StreetKondithope Chennai - 600079.
5A	Sri R.K.M Vivekananda Centenary Girls Hr. Sec School No .2 Saravanan Street Kondithope Chennai-600079.	19	Dr.Gurusamy Mudaliyar T.T.V Hr.Sec.School No.225 Amman Koil StreetKondithope Chennai - 600079.
6	Sri R.K.M Vivekananda Centenary Girls Hr. Sec School No .2 Saravanan Street Kondithope Chennai-600079.	20	Dr.Gurusamy Mudaliyar T.T.V Hr.Sec.School No.225 Amman Koil Street Kondithope Chennai - 600079.
7	Sri R.K.M Vivekananda Centenary Girls Hr. Sec School No .2 Saravanan Street Kondithope Chennai-600079.	21	Dr.Gurusamy Mudaliyar T.T.V Hr.Sec.School No.225 Amman Koil Street Kondithope Chennai - 600079.
7A	Sri R.K.M Vivekananda Centenary Girls Hr. Sec School No .2 Saravanan Street Kondithope Chennai-600079.	21A	Dr.Gurusamy Mudaliyar T.T.V Hr.Sec.School No.225 Amman Koil Street Kondithope Chennai - 600079.
8	Sri R.K.M Vivekananda Centenary Girls Hr. Sec School No .2 Saravanan Street Kondithope Chennai-600079.	22	Dr.Gurusamy Mudaliyar T.T.V Hr.Sec.School No.225 Amman Koil StreetKondithope Chennai - 600079.
9	Sri R.K.M Vivekananda Centenary Girls Hr. Sec School No .2 Saravanan Street Kondithope Chennai-600079.	23	Dr.Gurusamy Mudaliyar T.T.V Hr.Sec.School No.225 Amman Koil Street Kondithope Chennai - 600079.
9A	Sri R.K.M Vivekananda Centenary Girls Hr. Sec School No .2 Saravanan Street Kondithope Chennai-600079.	24	Chennai Middle School No.130-140 Amman Koil Street Kondithope Chennai - 600079.
10	Sri R.K.M Vivekananda Centenary Girls Hr. Sec School No .2 Saravanan Street Kondithope Chennai-600079.	24A	Chennai Middle School No.130-140 Amman Koil Street Kondithope Chennai - 600079.
11	C.S.I Rajagopal Thanga Salai Middle SchoolNo .5-9 Kondal Street Kondithope Chennai-600079	25	Chennai Middle School No.130-140 Amman Koil Street Kondithope Chennai - 600079.
11A	C.S.I Rajagopal Thanga Salai Middle SchoolNo .5-9 Kondal Street Kondithope Chennai-600079	25A	Chennai Middle School No.130-140 Amman Koil Street Kondithope Chennai - 600079.
12	C.S.I Rajagopal Thanga Salai Middle SchoolNo .5-9 Kondal Street Kondithope Chennai-600079	26	Chennai High School No.143-61 Voc Salai Walltax Road Elephant Gate Chennai - 600079.
12A	C.S.I Rajagopal Thanga Salai Middle SchoolNo .5-9 Kondal Street Kondithope Chennai-600079	26A	Chennai High School No.143-61 Voc Salai Walltax Road Elephant Gate Chennai - 600079.
13	C.S.I Rajagopal Thanga Salai Middle SchoolNo .5-9 Kondal Street Kondithope Chennai-600079	27	Chennai High School No.143-61 Voc Salai Walltax Road Elephant Gate Chennai - 600079.
14	T.T.V Hr.Sec. School No.199-97 Mint Street Sowcarpet Chennai - 600079.	28	Chennai High School No.143-61 Voc Salai Walltax Road Elephant Gate Chennai - 600079.
14A	T.T.V Hr.Sec. School No.199-97 Mint Street Sowcarpet Chennai - 600079.	29	Chennai High School No.143-61 Voc Salai Walltax Road Elephant Gate Chennai - 600079.
15	T.T.V Hr.Sec. School No.199-97 Mint Street Sowcarpet Chennai - 600079.	29A	Chennai High School No.143-61 Voc Salai Walltax Road Elephant Gate Chennai - 600079.

Contd....

Polling Station Level Election Results

Polling Station-wise Votes Secured by Overall Top Five Parties in Harbour Assembly in Assembly Election (AE) under Chennai Central Parliamentary Constituency in Tamil Nadu (2021)

Number of Polling Station	Winner - Sekarbabu. P.K (DMK)	Runner-up - Vinoj. P. Selvam (BJP)	3rd - Ramesh. A (MNM)	4th - Ahamed Fazil. M (NTK)	5th - Santhana Krishnan. P (AMMKMNKZ)	NOTA	Other	Total Votes Secured
25A	80	162	9	6	2	3	7	269
26	289	86	15	11	1	4	6	412
26A	301	52	8	8	1	3	12	385
27	130	260	10	9	3	5	3	420
28	154	226	23	9	1	4	4	421
29	299	95	18	12	2	5	3	434
29A	341	79	16	7	1	3	1	448
30	400	71	5	25	6	1	15	523
30A	465	50	1	12	2	0	14	544
31	169	288	15	20	2	1	8	503
32	103	257	10	10	1	4	7	392
33	298	229	22	20	0	3	6	578
34	96	381	19	3	1	10	2	512
35	89	281	12	2	0	6	7	397
35A	71	229	7	3	0	4	12	326
36	98	218	10	6	1	3	9	345
36A	81	144	12	5	1	5	9	257
37	95	277	7	5	0	3	6	393
38	193	176	29	32	3	6	2	441
38A	174	116	33	13	3	1	7	347
39	285	26	13	12	2	0	5	343
39A	246	25	21	7	3	0	4	306
40	397	25	19	16	3	6	1	467
41	333	127	40	26	4	6	5	541
42	274	48	22	21	5	5	4	379
42A	257	40	18	16	2	4	5	342
43	340	69	19	34	6	5	15	488
44	298	119	28	21	3	2	4	475
45	325	90	34	10	2	8	6	475
46	305	204	36	20	8	10	9	592
47	216	91	21	22	3	7	2	362
47A	213	77	19	15	4	3	6	337
48	232	43	21	20	1	8	5	330
48A	204	37	19	14	4	4	4	286
49	338	83	28	19	3	2	5	478

Contd....

Polling Station Level Election Results

Winner, Runner-up and 3rd Party Position & Winning Margin According to Polling Stations in Harbour Assembly in Assembly Election (AE) under Chennai Central Parliamentary Constituency in Tamil Nadu (2021)

Polling Station Number	Winner Party	Winner Votes (%)	Runner-up Party	Runner-up Votes (%)	Winning Margin Votes (%)	Third Party	Third Party Votes (%)	Other Votes (%)
52	BJP	249 (57.37)	DMK	148 (34.1)	101 (23.27)	MNM	15 (3.46)	22 (5.07)
52A	BJP	158 (50.16)	DMK	120 (38.1)	38 (12.06)	MNM	15 (4.76)	22 (6.98)
53	BJP	232 (62.37)	DMK	113 (30.38)	119 (31.99)	NTK	7 (1.88)	20 (5.38)
53A	BJP	173 (62.45)	DMK	81 (29.24)	92 (33.21)	MNM	9 (3.25)	14 (5.05)
54	DMK	348 (77.16)	BJP	60 (13.3)	288 (63.86)	NTK	22 (4.88)	21 (4.66)
54A	DMK	307 (82.09)	BJP	39 (10.43)	268 (71.66)	MNM	14 (3.74)	14 (3.74)
55	DMK	334 (79.71)	BJP	56 (13.37)	278 (66.34)	NTK	14 (3.34)	15 (3.58)
55A	DMK	288 (78.05)	BJP	44 (11.92)	244 (66.13)	MNM	11 (2.98)	26 (7.05)
56	BJP	291 (67.99)	DMK	108 (25.23)	183 (42.76)	NTK	10 (2.34)	19 (4.44)
57	DMK	379 (64.68)	BJP	170 (29.01)	209 (35.67)	NTK	13 (2.22)	24 (4.1)
58	DMK	190 (50.67)	BJP	141 (37.6)	49 (13.07)	NTK	15 (4)	29 (7.73)
58A	DMK	153 (51)	BJP	116 (38.67)	37 (12.33)	MNM	13 (4.33)	18 (6)
59	DMK	305 (84.96)	BJP	29 (8.08)	276 (76.88)	NTK	14 (3.9)	11 (3.06)
60	BJP	207 (70.41)	DMK	65 (22.11)	142 (48.3)	NTK	8 (2.72)	14 (4.76)
60A	BJP	134 (61.75)	DMK	62 (28.57)	72 (33.18)	MNM	9 (4.15)	12 (5.53)
61	BJP	178 (50)	DMK	149 (41.85)	29 (8.15)	MNM	11 (3.09)	18 (5.06)
61A	DMK	148 (50)	BJP	119 (40.2)	29 (9.8)	MNM	11 (3.72)	18 (6.08)
62	DMK	538 (81.39)	BJP	67 (10.14)	471 (71.25)	NTK	34 (5.14)	22 (3.33)
63	DMK	259 (66.58)	BJP	100 (25.71)	159 (40.87)	MNM	10 (2.57)	20 (5.14)
63A	DMK	219 (69.3)	BJP	66 (20.89)	153 (48.41)	NTK	11 (3.48)	20 (6.33)
64	DMK	325 (90.78)	NTK	10 (2.79)	315 (87.99)	BJP	9 (2.51)	14 (3.91)
65	DMK	238 (55.87)	BJP	148 (34.74)	90 (21.13)	NTK	15 (3.52)	25 (5.87)
65A	DMK	220 (66.87)	BJP	86 (26.14)	134 (40.73)	MNM	7 (2.13)	16 (4.86)
66	DMK	417 (92.05)	NTK	13 (2.87)	404 (89.18)	BJP	10 (2.21)	13 (2.87)
67	DMK	100 (74.07)	BJP	13 (9.63)	87 (64.44)	NTK	12 (8.89)	10 (7.41)
68	DMK	315 (87.26)	NTK	17 (4.71)	298 (82.55)	BJP	14 (3.88)	15 (4.16)
68A	DMK	247 (90.81)	BJP	10 (3.68)	237 (87.13)	NTK	8 (2.94)	7 (2.57)
69	DMK	282 (76.22)	BJP	54 (14.59)	228 (61.63)	NTK	17 (4.59)	17 (4.59)
69A	DMK	277 (81.23)	BJP	38 (11.14)	239 (70.09)	MNM	13 (3.81)	13 (3.81)
70	DMK	286 (75.26)	BJP	46 (12.11)	240 (63.15)	NTK	23 (6.05)	25 (6.58)
70A	DMK	262 (74.86)	BJP	41 (11.71)	221 (63.15)	MNM	24 (6.86)	23 (6.57)
71	DMK	450 (80.36)	BJP	48 (8.57)	402 (71.79)	NTK	31 (5.54)	31 (5.54)
72	DMK	219 (62.75)	BJP	66 (18.91)	153 (43.84)	NTK	25 (7.16)	39 (11.17)
72A	DMK	230 (66.67)	BJP	57 (16.52)	173 (50.15)	MNM	30 (8.7)	28 (8.12)
73	DMK	226 (68.48)	BJP	43 (13.03)	183 (55.45)	MNM	29 (8.79)	32 (9.7)
74	DMK	331 (72.59)	BJP	74 (16.23)	257 (56.36)	MNM	20 (4.39)	31 (6.8)
75	DMK	364 (66.42)	BJP	107 (19.53)	257 (46.89)	MNM	41 (7.48)	36 (6.57)

Contd....

DISCLAIMER

The Terms of Use and Disclaimer of Datanet India Private Limited (hereinafter referred to as "Datanet") for use of this analysis report of **Harbour Assembly Constituency (Harbour Vidhan Sabha)** :-

1. **Assembly Factbook™** is a Registered Trade Mark owned by Datanet.
2. All the maps are sketched and graphical representation only and have not been drawn to the scale and also not to represent the actual geographical area or boundary of the unit.
3. The data for the aforesaid analysis is based on authentic sources and has been culled from the various publications of Census, CSO and NSSO for district and block level data, various central and state government departments, Central & State Elections Commissions and the concerned Returning Officers' releases, Electoral Rolls, Election results and allied publications, internal assessment, surveys, estimates and analysis. Therefore, certain adjustment of data at micro level may have been done to arrive closer to the macro data.
4. Data have been provided on an "As Is" and "As AVAILABLE" basis
5. The colours shown in the maps or diagram and charts of a particular party, alliance or AC are indicative and do not represent them.
6. This publication which includes maps, sheets, graphs and data would be the property under copyright of Datanet only. The user may use these for its internal study, analysis and research purposes. It's public display, re-selling or any commercial uses by the user are not allowed.
7. Datanet has taken due care and caution in compilation and processing of data and allied information, but does not guarantee the accuracy, adequacy or completeness of any information/analysis and will be not responsible for any errors or omissions or for the results obtained from the use of such information/analysis.
8. All the contents for the publication have been culled from various authentic sources and Datanet reasonably believes such sources to be reliable, but does not make any representations, express or implied as to the accuracy or fitness of use of such information. The information or contents of the information/analysis do not constitute advice and should not be relied upon in making (or refraining from making) any decision. Any reliance placed upon the information provided by Datanet is the sole responsibility and strictly at the user's risk.
9. In no event will Datanet be liable for any damages (including, without limitation, damages for loss of business projects, or loss of profits) arising in contract, tort or otherwise from the use of or inability to use any of its contents, or from any action taken (or refrained from being taken) as a result of using the analysis or any of its contents. Datanet its directors, owners, editors, officials, employees, distributor and agents or any associate will not be liable for any errors in the information contained or any consequences arising from the use of the contents of the provided information/analysis.
10. If any provision of these terms and conditions is held invalid or illegal or unenforceable for any reason by any court of competent jurisdiction, such provision shall be severed and the remainder of provisions of the terms and conditions shall continue in full force and effect as if the Term of Use had been executed with the invalid, illegal or unenforceable provision eliminated.
11. If there are any discrepancies in the information provided, please bring it to attention of Datanet for suitable rectification measures.

Buy Online This Complete Book At
Datanet India eBooks Store

www.indiastatpublications.com

or go directly at

[http://www.indiastatpublications.com/
Assembly_factbook/Tamil_Nadu/Chennai_Central/Harbour](http://www.indiastatpublications.com/Assembly_factbook/Tamil_Nadu/Chennai_Central/Harbour)

 **india**stat**elections**

