



Tamil Nadu

Assembly Factbook™

Thousand Lights Assembly Constituency

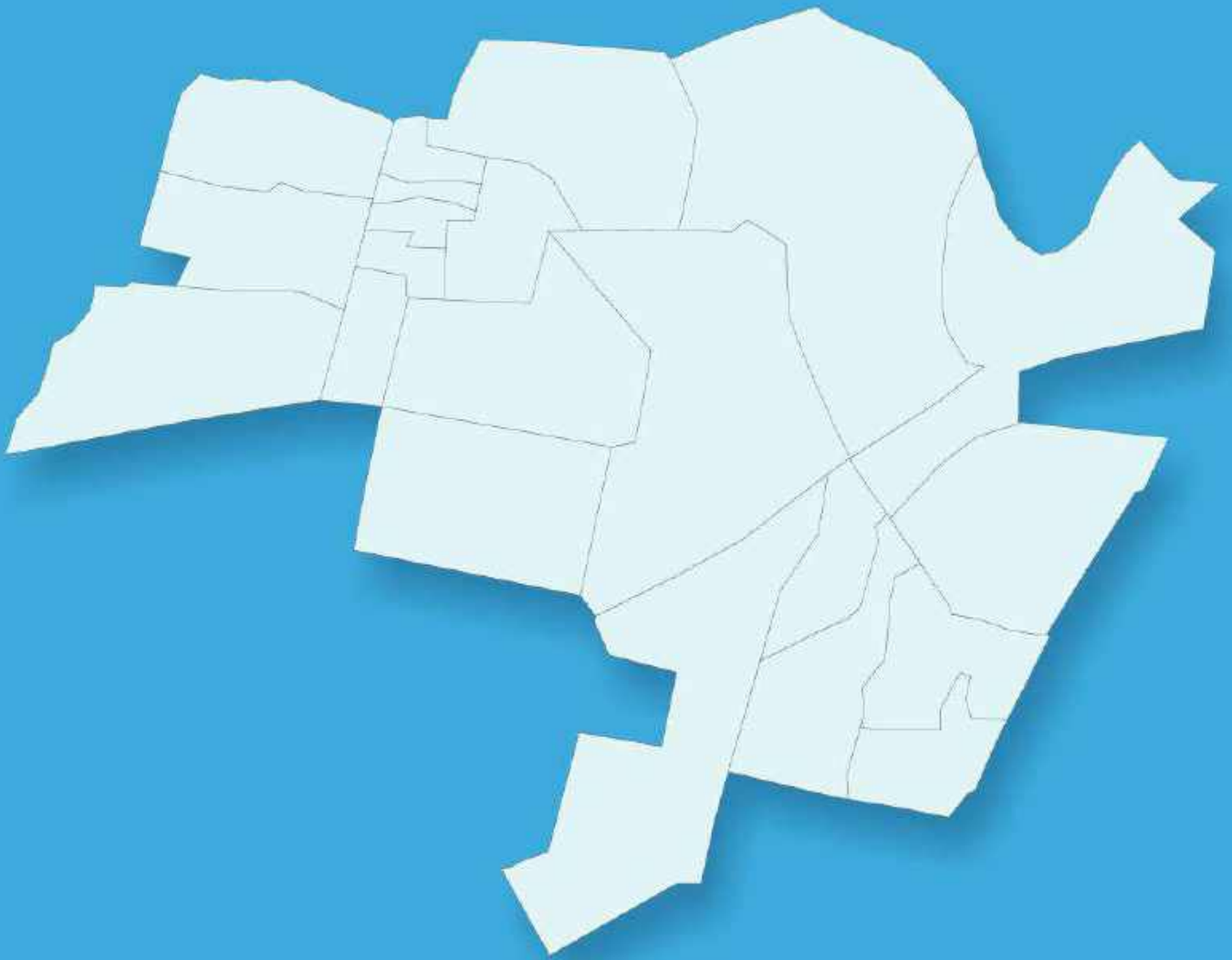


Key Electoral Data of Thousand Lights
Assembly Constituency (Vidhan Sabha)

Tamil Nadu

Assembly Factbook™

Thousand Lights Assembly Constituency



Thousand Lights Vidhan Sabha

Editor & Director

Dr. R.K. Thukral

Research Editor

Dr. Shafeeq Rahman

Compiled, Researched and Published by Datanet India Pvt. Ltd.

D-100, 1st Floor,

Okhla Industrial Area, Phase-I,
New Delhi- 110020.

Ph.: 91-11- 43580781-84

Email : support@indiastatpublications.com

Website : www.indiastatelections.com

Online Book Store :

www.indiastatpublications.com

Report No. : AFB/TN-020-0125

ISBN : 978-93-5313-883-7

First Edition : January, 2018

Eighth Updated Edition : January, 2025

Price : Rs. 11500/-

US\$ 310

© Datanet India Pvt. Ltd.

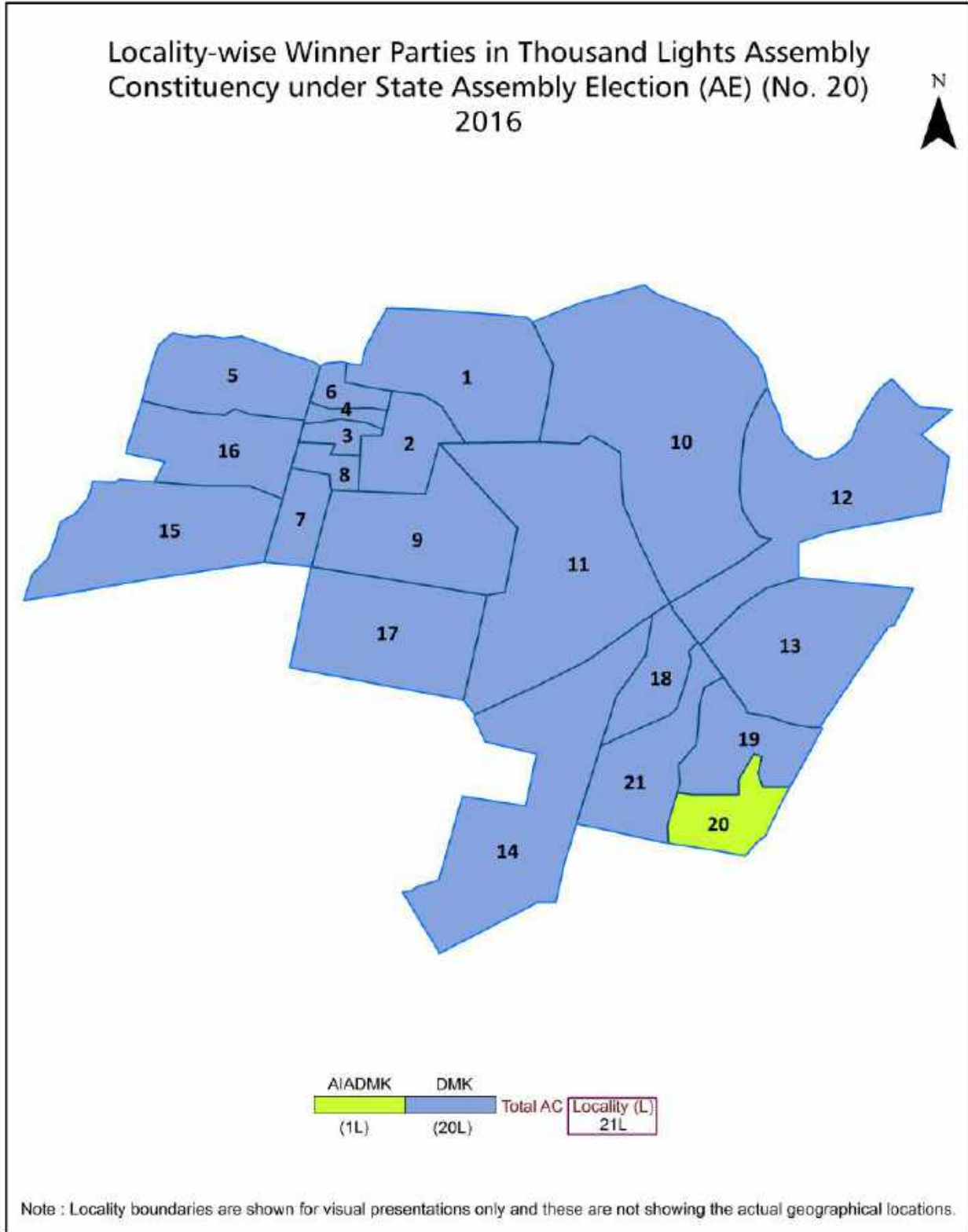
All rights reserved. No part of this book may be reproduced, stored in a retrieval system or transmitted in any form or by any means, mechanical photocopying, photographing, scanning, recording or otherwise without the prior written permission of the publisher. Please refer to Disclaimer at page no. 199 for the use of this publication.

Printed in India

Contents

No.	Particulars	Page No.
	Introduction	
1	Assembly Constituency - (Vidhan Sabha) at a Glance Features of Assembly as per Delimitation Commission of India (2008)	1-2
	Location and Political Maps	
2	Location Map Boundaries of Assembly Constituency - (Vidhan Sabha) in District Boundaries of Assembly Constituency under Parliamentary Constituency - (Lok Sabha) Locality-wise Winner Parties- 2024, 2021, 2019, 2016, 2014, 2011 and 2009	3-11
	Administrative Setup (2011)	
3	District Sub-district Towns Villages Inhabited Villages Uninhabited Villages Village Panchayat Intermediate Panchayat	12
	Demographics (2011)	
4	Population Households Rural/Urban Population Sex Ratio (Total & 0-6 Years) Religious Population Social Population Literacy Rate	13
	Electoral Features	
5	Important Dates of Last Elections Held Electors by Gender Service Electors Voters Voters Turnout Polling Stations & Average Number of Electors per Polling Station Electors by Age Group Present Elected Representatives	14-19
	Historical Summary Election Results	
6	Vote Share of Major Parties Winning Margin (Number & Percentage) Polarity of Parties Summary Result of Assembly Segment of Parliamentary Elections 2024, 2019, 2014, 2009, 2004 and 1999 Summary Result of Assembly Elections 2021, 2016, 2011, 2006, 2001, 1996, 1991, 1989, 1984, 1980, 1977, 1971 and 1967	20-42
	Polling Station Level Election Results	
7	Name and Number of Polling Station 2024, 2021, 2019, 2016, 2014, 2011 and 2009 Polling Station-wise Electors, Voters & Voters Turnout 2024, 2021, 2019, 2016, 2014, 2011 and 2009 Polling Station wise Elections Results 2024, 2021, 2019, 2016, 2014, 2011 and 2009	43-194
	Share of Assembly Constituency	
8	Share of Assembly Constituency - (Vidhan Sabha) in State, District and Parliamentary Constituency - (Lok Sabha)	195
9	Abbreviation & Sources	196-198
10	Disclaimer	199

Location & Political Map

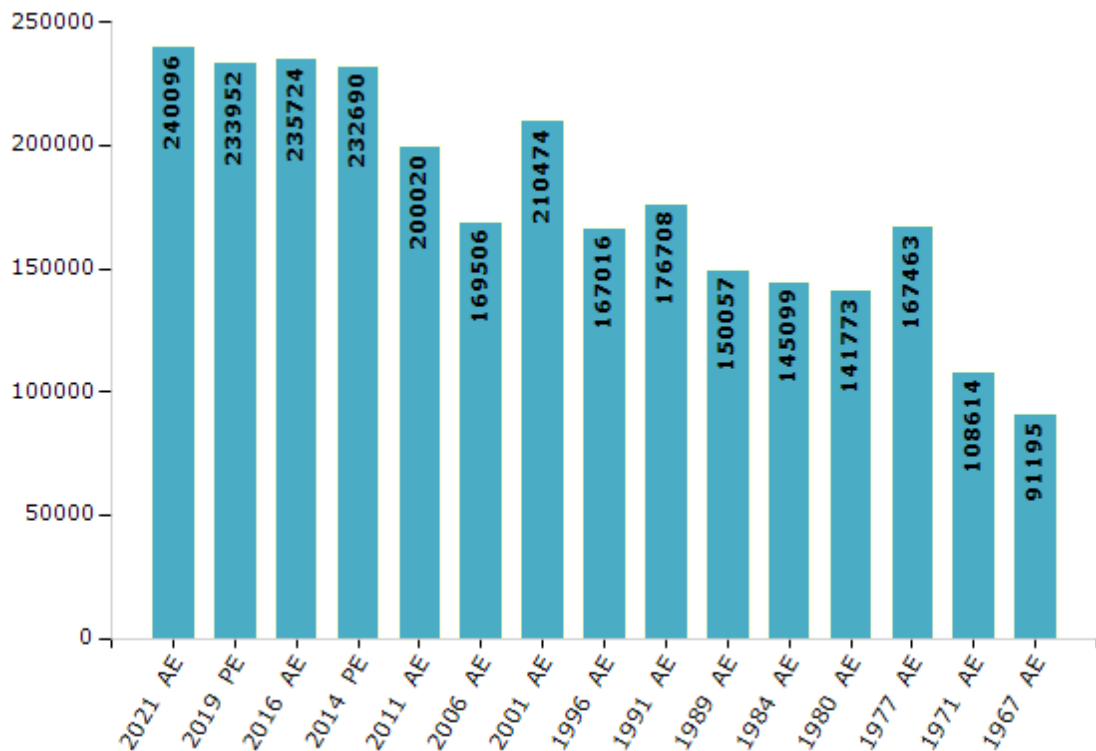


Electoral Features

Electors by Male & Female

Year	Male	Female	Others	Total	Year	Male	Female	Others	Total
2021 AE	117273	122729	94	240096	1999 PE	-	-	-	-
2019 PE	114483	119384	85	233952	1996 AE	85555	81461	-	167016
2016 AE	115467	120175	82	235724	1991 AE	93424	83284	-	176708
2014 PE	115153	117464	73	232690	1989 AE	78771	71286	-	150057
2011 AE	99640	100338	42	200020	1984 AE	76868	68231	-	145099
2009 PE	-	-	-	-	1980 AE	76580	65193	-	141773
2006 AE	84853	84653	-	169506	1977 AE	91548	75915	-	167463
2004 PE	-	-	-	-	1971 AE	58084	50530	-	108614
2001 AE	108499	101975	-	210474	1967 AE	-	-	-	91195

Number of Electors



Note : AE : Assembly Election, PE : Assembly Segment of Parliamentary Election

Historical Summary Election Results

Summary Result of Assembly Election - 2016

Candidate Name	Party	Votes	Votes %
Selvam Ku. Ka	DMK	61726	43.35
Valarmathi B	AIADMK	52897	37.15
Shivalingam M	BJP	8516	5.98
Ambigapathy C	MDMK	7805	5.48
Rangan V	PMK	3968	2.79
Murugesan	NTK	2075	1.46
Elango M	YSP	506	0.36
Jaffer Sadik J	IND	184	0.13
Dhananjayan T S	IND	174	0.12
Mogan Kumar S P	IND	143	0.1
Murugan S	IND	141	0.1
Selvam R	IND	121	0.08
Arunthathi Ramachandran	IND	93	0.07
Selvam P	IND	68	0.05
Manikandan A	IND	61	0.04
Kumar K	IND	56	0.04
Ramesh A	IND	50	0.04
Santhakumar K	IND	40	0.03
Selvam T	IND	39	0.03
Iyyanar C	IND	38	0.03
Gokulakrishnan E	IND	35	0.02
Karthik D	IND	34	0.02
	NOTA	3633	2.55

Polling Station Level Election Results

Number and Name of Polling Stations (PS) (2021)

Number of Polling Stations	Name of Polling Stations	Number of Polling Stations	Name of Polling Stations
1	Chennai Primary School Namachivayapuram Choolaimedu Chennai 600094	15	Chennai High School Sankarapuram Choolaimedu Chennai 600094
2	Chennai Primary School Namachivayapuram Choolaimedu Chennai 600094	16	Chennai High School Sankarapuram Choolaimedu Chennai 600094
3	Chennai Primary School Namachivayapuram Choolaimedu Chennai 600094	16A	Chennai High School Sankarapuram Choolaimedu Chennai 600094
4	Chennai Primary School Namachivayapuram Choolaimedu Chennai 600094	17	Milton Primary School Abdhulla Street Choolaimedu Chennai 600094
5	Chennai Primary School Namachivayapuram Choolaimedu Chennai 600094	17A	Milton Primary School Abdhulla Street Choolaimedu Chennai 600094
6	Chennai Primary School Namachivayapuram Choolaimedu Chennai 600094	18	Milton Primary School Abdhulla Street Choolaimedu Chennai 600094
7	Chennai Primary School Namachivayapuram Choolaimedu Chennai 600094	18A	Milton Primary School Abdhulla Street Choolaimedu Chennai 600094
8	Chennai Primary School Namachivayapuram Choolaimedu Chennai 600094	19	Kendriya Vidyalaya Gill Nagar Choolaimedu Chennai 600094
8A	Chennai Primary School Namachivayapuram Choolaimedu Chennai 600094	19A	Kendriya Vidyalaya Gill Nagar Choolaimedu Chennai 600094
9	Arputharaj Matriculation School No.9 Nelson Manickam Road Choolaimedu Chennai 600094	20	Kendriya Vidyalaya Gill Nagar Choolaimedu Chennai 600094
9A	Arputharaj Matriculation School No.9 Nelson Manickam Road Choolaimedu Chennai 600094	21	T.T Arasu Higher Secondary School No.8 Basha Sahip Street Choolaimedu Chennai 600094
10	Chennai Primary School Sankarapuram Choolaimedu Chennai 600094	22	T.T Arasu Higher Secondary School No.8 Basha Sahip Street Choolaimedu Chennai 600094
10A	Chennai Primary School Sankarapuram Choolaimedu Chennai 600094	22A	T.T Arasu Higher Secondary School No.8 Basha Sahip Street Choolaimedu Chennai 600094
11	Chennai Primary School Sankarapuram Choolaimedu Chennai 600094	23	Lal Chand Milal Chand Dada Secondary School No.17/6 Krishnapuram Periyar Nagar Chennai 600094
11A	Chennai Primary School Sankarapuram Choolaimedu Chennai 600094	23A	Lal Chand Milal Chand Dada Secondary School No.17/6 Krishnapuram Periyar Nagar Chennai 600094
12	Chennai High School Sankarapuram Choolaimedu Chennai 600094	24	Lal Chand Milal Chand Dada Secondary School No.17/6 Krishnapuram Periyar Nagar Chennai 600094
12A	Chennai High School Sankarapuram Choolaimedu Chennai 600094	25	Lal Chand Milal Chand Dada Secondary School No.17/6 Krishnapuram Periyar Nagar Chennai 600094
13	Chennai High School Sankarapuram Choolaimedu Chennai 600094	25A	Lal Chand Milal Chand Dada Secondary School No.17/6 Krishnapuram Periyar Nagar Chennai 600094
13A	Chennai High School Sankarapuram Choolaimedu Chennai 600094	26	Lal Chand Milal Chand Dada Secondary School No.17/6 Krishnapuram Periyar Nagar Chennai 600094
14	Chennai Primary School Sankarapuram Choolaimedu Chennai 600094	27	Lal Chand Milal Chand Dada Secondary School No.17/6 Krishnapuram Periyar Nagar Chennai 600094
14A	Chennai Primary School Sankarapuram Choolaimedu Chennai 600094	27A	Lal Chand Milal Chand Dada Secondary School No.17/6 Krishnapuram Periyar Nagar Chennai 600094

Contd....

Polling Station Level Election Results

Polling Station-wise Votes Secured by Overall Top Five Parties in Thousand Lights Assembly in Assembly Election (AE) under Chennai Central Parliamentary Constituency in Tamil Nadu (2021)

Number of Polling Station	Winner - Ezhilan N (DMK)	Runner-up - Kushboo Sundar (BJP)	3rd - K M Shariff (MNM)	4th - Sherine Aj (NTK)	5th - Vaidhyanathan N (AMMKMNKZ)	NOTA	Other	Total Votes Secured
23A	140	109	41	19	4	3	2	318
24	195	169	66	17	0	8	7	462
25	160	134	48	23	6	4	2	377
25A	174	104	54	14	1	3	6	356
26	279	112	66	40	6	6	6	515
27	161	94	40	28	8	7	1	339
27A	176	93	26	20	4	2	4	325
28	124	93	26	16	5	4	1	269
28A	118	77	33	12	1	3	2	246
29	182	111	39	35	10	5	2	384
29A	173	95	44	27	7	2	8	356
30	256	125	48	53	3	9	8	502
31	148	59	22	37	3	5	3	277
31A	161	74	28	20	1	3	3	290
32	220	133	67	46	4	3	6	479
33	133	141	43	29	1	4	9	360
34	233	139	35	32	6	13	4	462
35	135	136	34	21	0	6	5	337
36	235	119	59	61	1	7	8	490
37	186	98	39	37	3	6	2	371
37A	180	79	43	24	5	1	7	339
38	159	77	34	18	1	2	4	295
39	172	84	31	27	1	2	1	318
39A	200	70	40	22	6	4	4	346
40	193	100	54	34	2	5	0	388
40A	172	93	53	21	3	0	0	342
41	163	89	48	23	1	3	2	329
41A	135	87	43	12	1	1	3	282
42	204	67	30	37	2	6	1	347
42A	205	49	41	23	2	3	3	326
43	135	77	40	30	1	4	3	290
43A	150	80	38	16	3	4	1	292
44	301	64	27	46	1	2	7	448
44A	308	62	32	22	2	2	3	431
45	366	98	38	37	1	5	8	553

Contd....

Polling Station Level Election Results

Winner, Runner-up and 3rd Party Position & Winning Margin According to Polling Stations in Thousand Lights Assembly in Assembly Election (AE) under Chennai Central Parliamentary Constituency in Tamil Nadu (2021)

Polling Station Number	Winner Party	Winner Votes (%)	Runner-up Party	Runner-up Votes (%)	Winning Margin Votes (%)	Third Party	Third Party Votes (%)	Other Votes (%)
49	DMK	156 (55.52)	BJP	78 (27.76)	78 (27.76)	MNM	34 (12.1)	13 (4.63)
50	DMK	145 (47.08)	BJP	98 (31.82)	47 (15.26)	MNM	48 (15.58)	17 (5.52)
51	DMK	396 (61.02)	BJP	145 (22.34)	251 (38.68)	MNM	50 (7.7)	58 (8.94)
52	DMK	339 (60.97)	BJP	137 (24.64)	202 (36.33)	MNM	35 (6.29)	45 (8.09)
53	DMK	329 (59.39)	BJP	144 (25.99)	185 (33.4)	MNM	38 (6.86)	43 (7.76)
54	DMK	178 (48.5)	BJP	104 (28.34)	74 (20.16)	NTK	42 (11.44)	43 (11.72)
54A	DMK	243 (54.98)	BJP	124 (28.05)	119 (26.93)	MNM	30 (6.79)	45 (10.18)
55	DMK	188 (60.06)	BJP	81 (25.88)	107 (34.18)	MNM	20 (6.39)	24 (7.67)
55A	DMK	188 (58.39)	BJP	73 (22.67)	115 (35.72)	MNM	45 (13.98)	16 (4.97)
56	DMK	300 (51.02)	BJP	157 (26.7)	143 (24.32)	MNM	77 (13.1)	54 (9.18)
57	DMK	190 (54.6)	BJP	89 (25.57)	101 (29.03)	MNM	36 (10.34)	33 (9.48)
57A	DMK	160 (50.63)	BJP	99 (31.33)	61 (19.3)	MNM	37 (11.71)	20 (6.33)
58	DMK	247 (52.89)	BJP	129 (27.62)	118 (25.27)	MNM	57 (12.21)	34 (7.28)
59	DMK	282 (50.18)	BJP	155 (27.58)	127 (22.6)	MNM	66 (11.74)	59 (10.5)
60	DMK	117 (48.55)	BJP	77 (31.95)	40 (16.6)	MNM	27 (11.2)	20 (8.3)
60A	DMK	109 (52.66)	BJP	67 (32.37)	42 (20.29)	MNM	21 (10.14)	10 (4.83)
61	BJP	187 (42.5)	DMK	167 (37.95)	20 (4.55)	NTK	39 (8.86)	47 (10.68)
62	DMK	175 (55.91)	BJP	81 (25.88)	94 (30.03)	MNM	28 (8.95)	29 (9.27)
62A	DMK	159 (53)	BJP	83 (27.67)	76 (25.33)	MNM	39 (13)	19 (6.33)
63	DMK	206 (50.37)	BJP	133 (32.52)	73 (17.85)	MNM	43 (10.51)	27 (6.6)
64	DMK	123 (48.62)	BJP	95 (37.55)	28 (11.07)	MNM	19 (7.51)	16 (6.32)
64A	DMK	120 (46.69)	BJP	104 (40.47)	16 (6.22)	MNM	20 (7.78)	13 (5.06)
65	DMK	179 (45.32)	BJP	132 (33.42)	47 (11.9)	MNM	57 (14.43)	27 (6.84)
66	DMK	183 (52.59)	BJP	109 (31.32)	74 (21.27)	MNM	25 (7.18)	31 (8.91)
67	BJP	130 (46.1)	DMK	121 (42.91)	9 (3.19)	MNM	25 (8.87)	6 (2.13)
67A	DMK	126 (45.49)	BJP	115 (41.52)	11 (3.97)	MNM	28 (10.11)	8 (2.89)
68	DMK	147 (46.37)	BJP	96 (30.28)	51 (16.09)	MNM	34 (10.73)	40 (12.62)
69	DMK	390 (66.33)	BJP	97 (16.5)	293 (49.83)	NTK	49 (8.33)	52 (8.84)
70	DMK	232 (59.95)	BJP	69 (17.83)	163 (42.12)	NTK	50 (12.92)	36 (9.3)
70A	DMK	289 (66.44)	BJP	80 (18.39)	209 (48.05)	NTK	28 (6.44)	38 (8.74)
71	DMK	58 (69.88)	BJP	21 (25.3)	37 (44.58)	MNM	2 (2.41)	2 (2.41)
72	DMK	311 (75.3)	BJP	65 (15.74)	246 (59.56)	NTK	19 (4.6)	18 (4.36)
73	DMK	265 (61.92)	BJP	91 (21.26)	174 (40.66)	MNM	60 (14.02)	12 (2.8)
74	DMK	320 (76.74)	BJP	47 (11.27)	273 (65.47)	MNM	23 (5.52)	27 (6.47)
74A	DMK	331 (79)	BJP	36 (8.59)	295 (70.41)	MNM	32 (7.64)	20 (4.77)
75	DMK	474 (76.7)	BJP	74 (11.97)	400 (64.73)	MNM	36 (5.83)	34 (5.5)
76	DMK	272 (73.91)	BJP	62 (16.85)	210 (57.06)	NTK	16 (4.35)	18 (4.89)

Contd....

DISCLAIMER

The Terms of Use and Disclaimer of Datanet India Private Limited (hereinafter referred to as "Datanet") for use of this analysis report of **Thousand Lights Assembly Constituency (Thousand Lights Vidhan Sabha)** :-

1. **Assembly Factbook™** is a Registered Trade Mark owned by Datanet.
2. All the maps are sketched and graphical representation only and have not been drawn to the scale and also not to represent the actual geographical area or boundary of the unit.
3. The data for the aforesaid analysis is based on authentic sources and has been culled from the various publications of Census, CSO and NSSO for district and block level data, various central and state government departments, Central & State Elections Commissions and the concerned Returning Officers' releases, Electoral Rolls, Election results and allied publications, internal assessment, surveys, estimates and analysis. Therefore, certain adjustment of data at micro level may have been done to arrive closer to the macro data.
4. Data have been provided on an "As Is" and "As AVAILABLE" basis
5. The colours shown in the maps or diagram and charts of a particular party, alliance or AC are indicative and do not represent them.
6. This publication which includes maps, sheets, graphs and data would be the property under copyright of Datanet only. The user may use these for its internal study, analysis and research purposes. It's public display, re-selling or any commercial uses by the user are not allowed.
7. Datanet has taken due care and caution in compilation and processing of data and allied information, but does not guarantee the accuracy, adequacy or completeness of any information/analysis and will be not responsible for any errors or omissions or for the results obtained from the use of such information/analysis.
8. All the contents for the publication have been culled from various authentic sources and Datanet reasonably believes such sources to be reliable, but does not make any representations, express or implied as to the accuracy or fitness of use of such information. The information or contents of the information/analysis do not constitute advice and should not be relied upon in making (or refraining from making) any decision. Any reliance placed upon the information provided by Datanet is the sole responsibility and strictly at the user's risk.
9. In no event will Datanet be liable for any damages (including, without limitation, damages for loss of business projects, or loss of profits) arising in contract, tort or otherwise from the use of or inability to use any of its contents, or from any action taken (or refrained from being taken) as a result of using the analysis or any of its contents. Datanet its directors, owners, editors, officials, employees, distributor and agents or any associate will not be liable for any errors in the information contained or any consequences arising from the use of the contents of the provided information/analysis.
10. If any provision of these terms and conditions is held invalid or illegal or unenforceable for any reason by any court of competent jurisdiction, such provision shall be severed and the remainder of provisions of the terms and conditions shall continue in full force and effect as if the Term of Use had been executed with the invalid, illegal or unenforceable provision eliminated.
11. If there are any discrepancies in the information provided, please bring it to attention of Datanet for suitable rectification measures.

Buy Online This Complete Book At
Datanet India eBooks Store

www.indiastatpublications.com

or go directly at

[http://www.indiastatpublications.com/
Assembly_factbook/Tamil_Nadu/Chennai_Central/
Thousand_Lights](http://www.indiastatpublications.com/Assembly_factbook/Tamil_Nadu/Chennai_Central/Thousand_Lights)

 **india**stat**elections**

