



Tamil Nadu

Assembly Factbook™

Royapuram Assembly Constituency

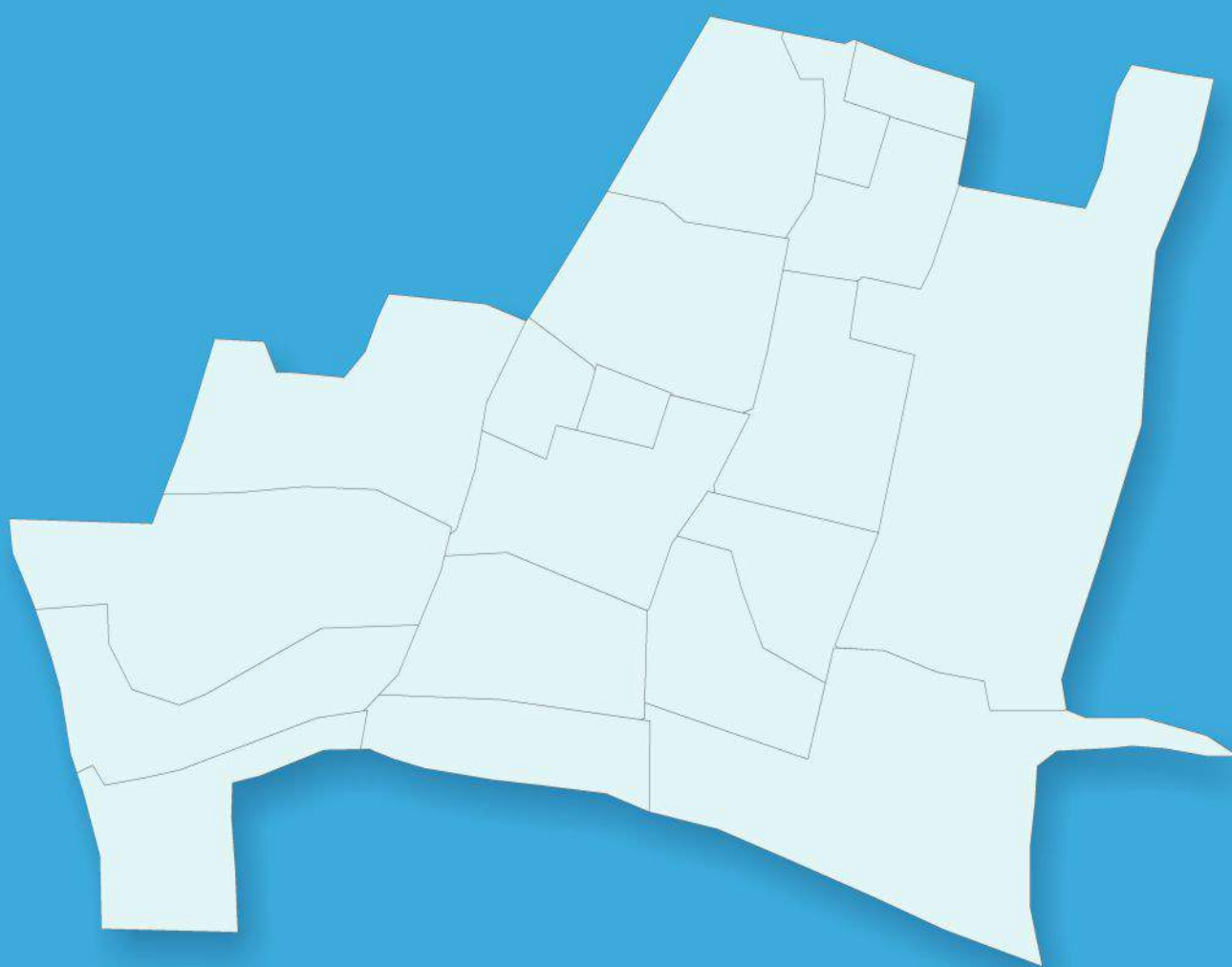


Key Electoral Data of Royapuram
Assembly Constituency (Vidhan Sabha)

Tamil Nadu

Assembly Factbook™

Royapuram Assembly Constituency



Royapuram Vidhan Sabha

Editor & Director

Dr. R.K. Thukral

Research Editor

Dr. Shafeeq Rahman

Compiled, Researched and Published by Datanet India Pvt. Ltd.

D-100, 1st Floor,

Okhla Industrial Area, Phase-I,
New Delhi- 110020.

Ph.: 91-11- 43580781-84

Email : support@indiastatpublications.com

Website : www.indiastatelections.com

Online Book Store :

www.indiastatpublications.com

Report No. : AFB/TN-017-0123

ISBN : 978-93-5313-842-4

First Edition : January, 2018

Sixth Updated Edition : January, 2023

Price : Rs. 11500/-

US\$ 310

© Datanet India Pvt. Ltd.

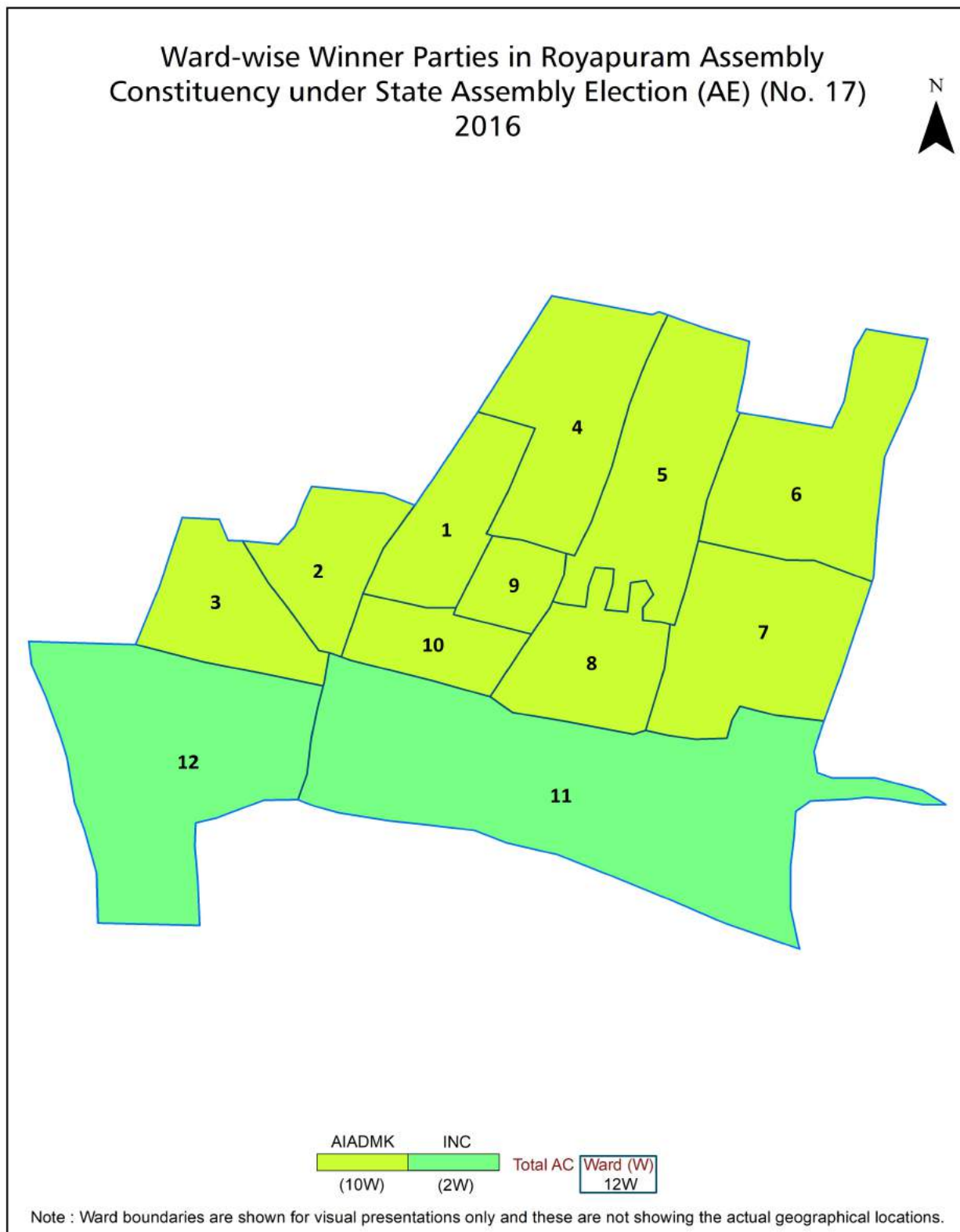
All rights reserved. No part of this book may be reproduced, stored in a retrieval system or transmitted in any form or by any means, mechanical photocopying, photographing, scanning, recording or otherwise without the prior written permission of the publisher. Please refer to Disclaimer at page no. 170 for the use of this publication.

Printed in India

Contents

No.	Particulars	Page No.
	Introduction	
1	Assembly Constituency - (Vidhan Sabha) at a Glance Features of Assembly as per Delimitation Commission of India (2008)	1-2
	Location and Political Maps	
2	Location Map Boundaries of Assembly Constituency - (Vidhan Sabha) in District Boundaries of Assembly Constituency under Parliamentary Constituency - (Lok Sabha) Locality Winner Parties- 2021, 2019, 2016, 2014, 2011 and 2009	3-11
	Administrative Setup (2011)	
3	District Sub-district Towns Villages Inhabited Villages Uninhabited Villages Village Panchayat Intermediate Panchayat	12
	Demographics (2011)	
4	Population Households Rural/Urban Population Sex Ratio (Total & 0-6 Years) Religious Population Social Population Literacy Rate	13
	Electoral Features	
5	Important Dates of Last Elections Held Electors by Gender Service Electors Voters Voters Turnout Polling Stations & Average Number of Electors per Polling Station Electors by Age Group Present Elected Representatives	14-19
	Historical Summary Election Results	
6	Vote Share of Major Parties Winning Margin (Number & Percentage) Polarity of Parties Summary Result of Assembly Segment of Parliamentary Elections 2019, 2014, 2009, 2004 and 1999 Summary Result of Assembly Elections 2021, 2016, 2011, 2006, 2001, 1996, 1991, 1989, 1984, 1980 and 1977	20-40
	Polling Station Level Election Results	
7	Name and Number of Polling Station 2021, 2019, 2016, 2014, 2011 and 2009 Polling Station-wise Electors, Voters & Voters Turnout 2021, 2019, 2016, 2014, 2011 and 2009 Polling Station wise Elections Results 2021, 2019, 2016, 2014, 2011 and 2009	41-165
	Share of Assembly Constituency	
8	Share of Assembly Constituency - (Vidhan Sabha) in State, District and Parliamentary Constituency - (Lok Sabha)	166
9	Abbreviation & Sources	167-169
10	Disclaimer	170

Location & Political Map



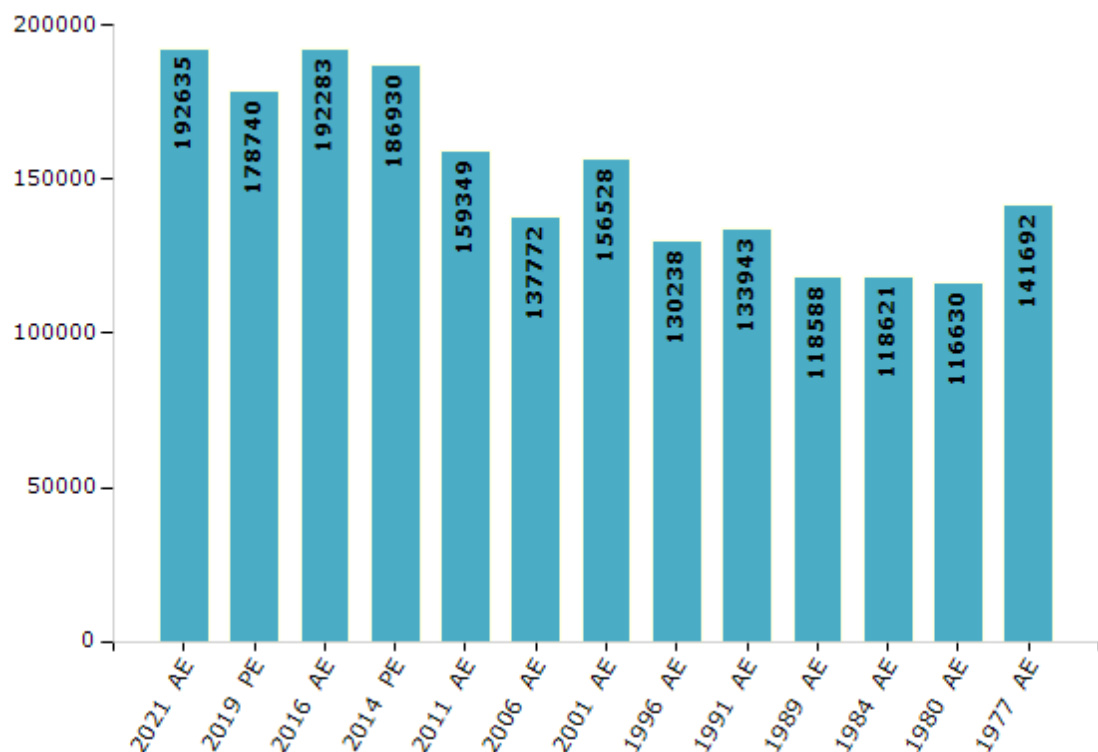
Electoral Features

Electors by Male & Female

Year	Male	Female	Others	Total
2021 AE	94203	98377	55	192635
2019 PE	87772	90921	47	178740
2016 AE	94493	97743	47	192283
2014 PE	92830	94066	34	186930
2011 AE	79575	79760	14	159349
2009 PE	-	-	-	-
2006 AE	69142	68630	-	137772
2004 PE	-	-	-	-
2001 AE	80632	75896	-	156528

Year	Male	Female	Others	Total
1999 PE	-	-	-	-
1996 AE	67505	62733	-	130238
1991 AE	71452	62491	-	133943
1989 AE	63092	55496	-	118588
1984 AE	64975	53646	-	118621
1980 AE	63581	53049	-	116630
1977 AE	76776	64916	-	141692
1971 AE	-	-	-	-
1967 AE	-	-	-	-

Number of Electors



Note : AE : Assembly Election, PE : Assembly Segment of Parliamentary Election

Historical Summary Election Results

Summary Result of Assembly Election - 2016

Candidate Name	Party	Votes	Votes %
Jayakumar D	AIADMK	55205	45.21
Manohar R	INC	47174	38.63
Syed Rafi Basha H	SDPI	4345	3.56
Jemelaa M R	BJP	3562	2.92
Biju Chacko	TMC(M)	3191	2.61
Ananda Raj B	NTK	2387	1.95
Perumal T S	PMK	2126	1.74
Selvan P	IND	378	0.31
Vijayavelmurugan T	IND	364	0.3
Rubalingam K	BSP	300	0.25
Purushothaman P P	IND	282	0.23
Ganesh Prabhu P	IND	138	0.11
Dhanasekaran G	IND	88	0.07
David K	IND	69	0.06
Rajaraman N	IND	57	0.05
Suresh T	IND	54	0.04
Sathyanarayanan@Vannai Sathya	IND	49	0.04
	NOTA	2348	1.92

Polling Station Level Election Results

Number and Name of Polling Stations (PS) (2021)

Number of Polling Stations	Name of Polling Stations	Number of Polling Stations	Name of Polling Stations
1	Sir.Thiyagaraya clg V.V. Venkatesware Iyyangar North Block 1street Room, 1047. T.H road, Old Washermentpet , chennai-600021.	14	Chennai Girls Middle school Annexure Building West Facing 1street oom, no:1 Nainiyappan Street, Old washermentpet , chennai-600021.
1A	Sir.Thiyagaraya clg V.V. Venkatesware Iyyangar North Block 1street Room, 1047. T.H road, Old Washermentpet , chennai-600021.	15	Chennai Girl Hr sec school west side room, no:1 buddha stree,t Old Washerment pet, chennai-600021.
2	Sir. Thiyagaraya clg V.V. Venkatesware Iyyangar North Block 1street Room, 1047. T.H road, Old Washermentpet, chennai-600021.	15A	Chennai Girl Hr sec school west side room, no:1 buddha stree,t Old Washerment pet, chennai-600021.
3	Sir. Thiyagaraya clg V.V. Venkatesware Iyyangar North Block 1street Room, 1047. T.H road, Old Washermentpet, chennai-600021.	16	Sir Thiyagaraya clg V.V. Venkatesware Iyyangar North Block 1street Room ,1047 T.H road, Old Washermentpet , chennai-600021.
3A	Sir. Thiyagaraya clg V.V. Venkatesware Iyyangar North Block 1street Room ,1047. T.H road, Old Washermentpet, chennai-600021.	17	Sir Thiyagaraya clg V.V. Venkatesware Iyyangar North Block 1street Room ,1047 T.H road, Old Washermentpet, chennai-600021.
4	Sir. Thiyagaraya clg V.V. Venkatesware Iyyangar North Block 1street Room ,1047. T.H road, Old Washermentpet, chennai-600021.	17A	Sir Thiyagaraya clg V.V. Venkatesware Iyyangar North Block 1street Room ,1047 T.H road, Old Washermentpet, chennai-600021.
4A	Sir. Thiyagaraya clg V.V. Venkatesware Iyyangar North Block 1street Room ,1047. T.H road, Old Washermentpet, chennai-600021.	18	Chennai Girl Hr sec school west side room, no:1 buddha street, Old Washerment pet , chennai-600021.
5	Kennedy Mat Hr Sec School west block east facing 1street room, no:11-6 bommi sivaramalu street, old washermentpet ,chennai-600021.	18A	Chennai Girl Hr sec school west side room, no:1 buddha street, Old Washerment pet , chennai-600021.
6	Kennedy Mat Hr Sec School west block east facing 1street t room, no:11-6 bommi sivaramalu street, old washermentpet, chennai-600021.	19	Chennai Girl Hr sec school west side room, no:1 buddha street, Old Washerment pet, chennai-600021.
6A	Kennedy Mat Hr Sec School west block east facing 1street t room, no:11-6 bommi sivaramalu street, old washermentpet, chennai-600021.	20	North Madras Social Service Middle School no:7 Parasuraman street, Old Washermentpet, chennai-600021.
7	Kennedy Mat Hr Sec School west block east facing 1street room, no:11-6 bommi sivaramalu street, old washermentpet ,chennai-600021.	20A	North Madras Social Service Middle School no:7 Parasuraman street, Old Washermentpet, chennai-600021.
8	Kennedy Mat Hr Sec School west block east facing 1street room, no:11-6 bommi sivaramalu street, old washermentpet, chennai-600021.	21	North Madras Social Service Middle School no:7 Parasuraman street, Old Washermentpet, chennai-600021.
8A	Kennedy Mat Hr Sec School west block east facing 1street room, no:11-6 bommi sivaramalu street, old washermentpet, chennai-600021.	22	North Madras Social Service Middle School no:7 Parasuraman street, Old Washermentpet , chennai-600021.
9	Kennedy Mat Hr Sec School west block east facing 1street room, no:11-6 bommi sivaramalu street, old washermentpet, chennai-600021.	23	North Madras Social Service Middle School no:7 Parasuraman street, Old Washermentpet, chennai-600021.
9A	Kennedy Mat Hr Sec School west block east facing 1street room, no:11-6 bommi sivaramalu street, old washermentpet, chennai-600021.	23A	North Madras Social Service Middle School no:7 Parasuraman street, Old Washermentpet, chennai-600021.
10	Chennai Girl Hr sec school west side room, no:1 buddha street, Old Washerment pet, chennai-600021.	24	Chennai Girls Middle school Annexure Building West Facing 1Street room, no:1 Nainiyappan Street ,Old washermentpet, chennai-600021.
11	N.N.M.P. Shed Kanni Koil street, Old Washerment pet ,chennai-600021.	24A	Chennai Girls Middle school Annexure Building West Facing 1Street room, no:1 Nainiyappan Street ,Old washermentpet, chennai-600021.
12	N.N.M.P. Shed Kanni Koil street, Old Washerment pet ,chennai-600021.	25	Chennai Girls Middle school Annexure Building West Facing 1Street room, no:1 Nainiyappan Street, Old washermentpet, chennai-600021.
12A	N.N.M.P. Shed Kanni Koil street, Old Washerment pet ,chennai-600021.	26	Chennai Girls Middle school Annexure Building West Facing 1Street room, no:1 Nainiyappan Street, Old washermentpet , chennai-600021.
13	Chennai Girls Middle school Annexure Building West Facing 1street room, no:1 Nainiyappan Street, Old washermentpet, chennai-600021.	26A	Chennai Girls Middle school Annexure Building West Facing 1Street room, no:1 Nainiyappan Street, Old washermentpet , chennai-600021.
13A	Chennai Girls Middle school Annexure Building West Facing 1street room, no:1 Nainiyappan Street, Old washermentpet, chennai-600021.	27	Chennai I C D S No.211 Anganwadi Centre Parthasarathi Street Near by TNSCB Appt. Old Washermentpet , chennai-600021.

Contd....

Polling Station Level Election Results

Polling Station-wise Votes Secured by Overall Top Five Parties in Royapuram Assembly in Assembly Election (AE) under Chennai North Parliamentary Constituency in Tamil Nadu (2021)

Number of Polling Station	Winner - Murthy.R. Idream (DMK)	Runner-up - Jayakumar.D (AIADMK)	3rd - Gunasekaran.S (MNM)	4th - Kamali.S (NTK)	5th - Ramajayam.C (AMMKMNKZ)	NOTA	Other	Total Votes Secured
23A	245	87	9	8	5	1	7	362
24	183	84	23	22	4	3	4	323
24A	159	85	27	13	6	2	5	297
25	320	215	59	46	4	9	6	659
26	183	134	39	38	5	5	4	408
26A	204	144	43	26	2	4	5	428
27	256	91	18	29	11	3	2	410
27A	230	95	15	11	9	0	7	367
28	301	24	6	23	9	0	2	365
28A	317	35	2	14	3	0	3	374
29	317	37	10	20	6	3	5	398
29A	314	39	8	17	3	3	5	389
30	246	168	50	40	1	4	9	518
31	224	140	61	36	16	3	8	488
32	170	208	62	34	5	7	15	501
33	173	156	55	41	18	5	8	456
34	115	111	36	42	3	4	4	315
34A	112	145	40	24	4	2	10	337
35	133	143	31	41	5	4	4	361
35A	116	139	35	22	3	4	7	326
36	213	243	85	38	10	11	4	604
37	210	196	70	24	3	9	11	523
38	193	196	81	43	6	11	9	539
39	150	132	32	32	8	7	6	367
39A	144	151	48	21	8	3	8	383
40	210	236	64	41	4	4	4	563
41	214	222	67	44	3	6	15	571
42	267	231	67	38	4	4	10	621
43	164	190	42	37	8	6	11	458
43A	138	191	36	29	7	4	6	411
44	151	113	41	30	4	3	10	352
44A	139	151	49	17	2	1	0	359
45	221	232	43	57	4	8	16	581
46	213	165	34	49	4	8	9	482
46A	167	201	40	28	4	6	18	464

Contd....

Polling Station Level Election Results

Winner, Runner-up and 3rd Party Position & Winning Margin According to Polling Stations in Royapuram Assembly in Assembly Election (AE) under Chennai North Parliamentary Constituency in Tamil Nadu (2021)

Polling Station Number	Winner Party	Winner Votes (%)	Runner-up Party	Runner-up Votes (%)	Winning Margin Votes (%)	Third Party	Third Party Votes (%)	Other Votes (%)
50	DMK	127 (39.81)	AIADMK	111 (34.8)	16 (5.01)	NTK	39 (12.23)	42 (13.17)
50A	AIADMK	129 (37.39)	DMK	122 (35.36)	7 (2.03)	MNM	51 (14.78)	43 (12.46)
51	DMK	189 (43.95)	AIADMK	153 (35.58)	36 (8.37)	NTK	39 (9.07)	49 (11.4)
51A	AIADMK	177 (41.75)	DMK	169 (39.86)	8 (1.89)	MNM	41 (9.67)	37 (8.73)
52	DMK	267 (39.44)	AIADMK	266 (39.29)	1 (0.15)	MNM	74 (10.93)	70 (10.34)
53	DMK	222 (52.73)	AIADMK	97 (23.04)	125 (29.69)	NTK	53 (12.59)	49 (11.64)
53A	DMK	216 (52.81)	AIADMK	123 (30.07)	93 (22.74)	NTK	35 (8.56)	35 (8.56)
54	DMK	181 (37.24)	AIADMK	166 (34.16)	15 (3.08)	MNM	92 (18.93)	47 (9.67)
55	DMK	182 (38.97)	AIADMK	156 (33.4)	26 (5.57)	MNM	79 (16.92)	50 (10.71)
56	DMK	149 (47)	AIADMK	103 (32.49)	46 (14.51)	MNM	35 (11.04)	30 (9.46)
56A	DMK	117 (42.24)	AIADMK	79 (28.52)	38 (13.72)	MNM	55 (19.86)	26 (9.39)
57	DMK	325 (84.64)	AIADMK	30 (7.81)	295 (76.83)	NTK	19 (4.95)	10 (2.6)
57A	DMK	322 (82.99)	AIADMK	38 (9.79)	284 (73.2)	NTK	13 (3.35)	15 (3.87)
58	DMK	370 (62.71)	AIADMK	117 (19.83)	253 (42.88)	NTK	51 (8.64)	52 (8.81)
59	DMK	324 (68.35)	AIADMK	88 (18.57)	236 (49.78)	NTK	34 (7.17)	28 (5.91)
60	DMK	178 (48.37)	AIADMK	123 (33.42)	55 (14.95)	NTK	38 (10.33)	29 (7.88)
60A	DMK	178 (47.72)	AIADMK	141 (37.8)	37 (9.92)	NTK	22 (5.9)	32 (8.58)
61	DMK	232 (50.22)	AIADMK	143 (30.95)	89 (19.27)	NTK	47 (10.17)	40 (8.66)
62	DMK	224 (62.05)	AIADMK	95 (26.32)	129 (35.73)	NTK	25 (6.93)	17 (4.71)
62A	DMK	235 (58.31)	AIADMK	110 (27.3)	125 (31.01)	NTK	24 (5.96)	34 (8.44)
63	DMK	223 (54.13)	AIADMK	99 (24.03)	124 (30.1)	NTK	58 (14.08)	32 (7.77)
63A	DMK	220 (49.55)	AIADMK	146 (32.88)	74 (16.67)	MNM	33 (7.43)	45 (10.14)
64	DMK	319 (46.77)	AIADMK	234 (34.31)	85 (12.46)	NTK	90 (13.2)	39 (5.72)
65	DMK	259 (56.06)	AIADMK	125 (27.06)	134 (29)	NTK	49 (10.61)	29 (6.28)
66	DMK	232 (48.23)	AIADMK	160 (33.26)	72 (14.97)	NTK	50 (10.4)	39 (8.11)
67	DMK	170 (42.5)	AIADMK	138 (34.5)	32 (8)	NTK	59 (14.75)	33 (8.25)
68	DMK	214 (57.68)	AIADMK	91 (24.53)	123 (33.15)	NTK	38 (10.24)	28 (7.55)
68A	DMK	225 (52.33)	AIADMK	147 (34.19)	78 (18.14)	NTK	27 (6.28)	31 (7.21)
69	DMK	282 (69.12)	AIADMK	72 (17.65)	210 (51.47)	NTK	31 (7.6)	23 (5.64)
69A	DMK	279 (64.14)	AIADMK	107 (24.6)	172 (39.54)	NTK	31 (7.13)	18 (4.14)
70	DMK	342 (76.51)	AIADMK	46 (10.29)	296 (66.22)	NTK	24 (5.37)	35 (7.83)
70A	DMK	324 (78.45)	AIADMK	43 (10.41)	281 (68.04)	NTK	23 (5.57)	23 (5.57)
71	DMK	306 (73.38)	AIADMK	70 (16.79)	236 (56.59)	NTK	20 (4.8)	21 (5.04)
71A	DMK	300 (71.94)	AIADMK	79 (18.94)	221 (53)	MNM	17 (4.08)	21 (5.04)
72	DMK	318 (58.67)	AIADMK	123 (22.69)	195 (35.98)	MNM	53 (9.78)	48 (8.86)
73	DMK	144 (46.91)	AIADMK	109 (35.5)	35 (11.41)	MNM	23 (7.49)	31 (10.1)
74	DMK	181 (51.42)	AIADMK	93 (26.42)	88 (25)	NTK	40 (11.36)	38 (10.8)

Contd....

DISCLAIMER

The Terms of Use and Disclaimer of Datanet India Private Limited (hereinafter referred to as "Datanet") for use of this analysis report of **Royapuram Assembly Constituency (Royapuram Vidhan Sabha)** :-

1. **Assembly Factbook™** is a Registered Trade Mark owned by Datanet.
2. All the maps are sketched and graphical representation only and have not been drawn to the scale and also not to represent the actual geographical area or boundary of the unit.
3. The data for the aforesaid analysis is based on authentic sources and has been culled from the various publications of Census, CSO and NSSO for district and block level data, various central and state government departments, Central & State Elections Commissions and the concerned Returning Officers' releases, Electoral Rolls, Election results and allied publications, internal assessment, surveys, estimates and analysis. Therefore, certain adjustment of data at micro level may have been done to arrive closer to the macro data.
4. Data have been provided on an "As Is" and "As AVAILABLE" basis
5. The colours shown in the maps or diagram and charts of a particular party, alliance or AC are indicative and do not represent them.
6. This publication which includes maps, sheets, graphs and data would be the property under copyright of Datanet only. The user may use these for its internal study, analysis and research purposes. It's public display, re-selling or any commercial uses by the user are not allowed.
7. Datanet has taken due care and caution in compilation and processing of data and allied information, but does not guarantee the accuracy, adequacy or completeness of any information/analysis and will be not responsible for any errors or omissions or for the results obtained from the use of such information/analysis.
8. All the contents for the publication have been culled from various authentic sources and Datanet reasonably believes such sources to be reliable, but does not make any representations, express or implied as to the accuracy or fitness of use of such information. The information or contents of the information/analysis do not constitute advice and should not be relied upon in making (or refraining from making) any decision. Any reliance placed upon the information provided by Datanet is the sole responsibility and strictly at the user's risk.
9. In no event will Datanet be liable for any damages (including, without limitation, damages for loss of business projects, or loss of profits) arising in contract, tort or otherwise from the use of or inability to use any of its contents, or from any action taken (or refrained from being taken) as a result of using the analysis or any of its contents. Datanet its directors, owners, editors, officials, employees, distributor and agents or any associate will not be liable for any errors in the information contained or any consequences arising from the use of the contents of the provided information/analysis.
10. If any provision of these terms and conditions is held invalid or illegal or unenforceable for any reason by any court of competent jurisdiction, such provision shall be severed and the remainder of provisions of the terms and conditions shall continue in full force and effect as if the Term of Use had been executed with the invalid, illegal or unenforceable provision eliminated.
11. If there are any discrepancies in the information provided, please bring it to attention of Datanet for suitable rectification measures.

Buy Online This Complete Book At
Datanet India eBooks Store

www.indiastatpublications.com

or go directly at

[http://www.indiastatpublications.com/
Assembly_factbook/Tamil_Nadu/Chennai_North/ Royapuram](http://www.indiastatpublications.com/Assembly_factbook/Tamil_Nadu/Chennai_North/Royapuram)

 **indiastat**elections

