



Tamil Nadu

# Assembly Factbook™

Mylapore Assembly Constituency

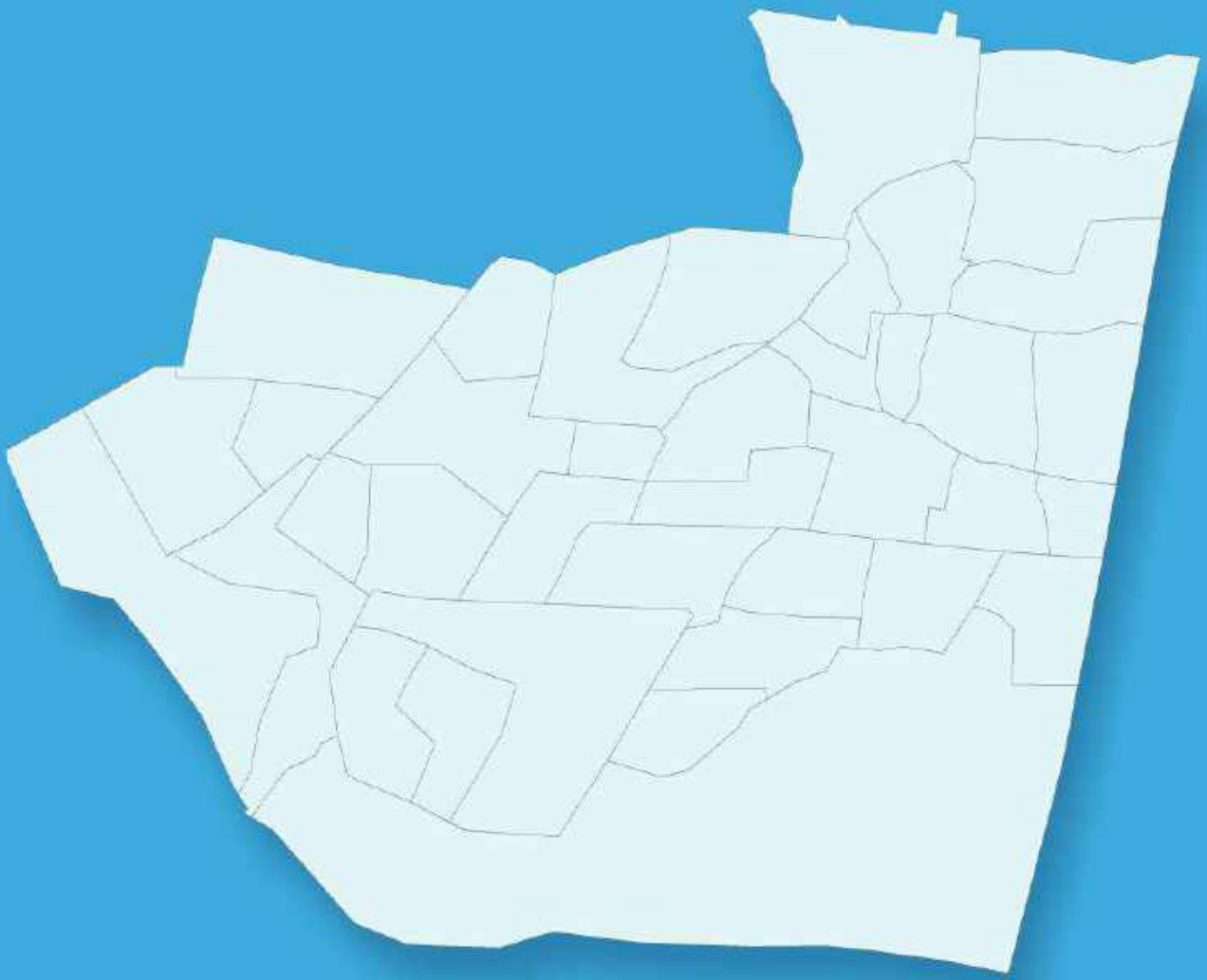


Key Electoral Data of Mylapore  
Assembly Constituency (Vidhan Sabha)

Tamil Nadu

# Assembly Factbook™

Mylapore Assembly Constituency



Mylapore Vidhan Sabha

## **Editor & Director**

Dr. R.K. Thukral

## **Research Editor**

Dr. Shafeeq Rahman

## **Compiled, Researched and Published by Datanet India Pvt. Ltd.**

D-100, 1st Floor,

Okhla Industrial Area, Phase-I,  
New Delhi- 110020.

Ph.: 91-11- 43580781-84

Email : support@indiastatpublications.com

Website : www.indiastatelections.com

## **Online Book Store :**

www.indiastatpublications.com

**Report No. :** AFB/TN-025-0125

**ISBN :** 978-93-5313-802-8

**First Edition :** January, 2018

**Eighth Updated Edition :** January, 2025

**Price :** Rs. 11500/-

US\$ 310

© **Datanet India Pvt. Ltd.**

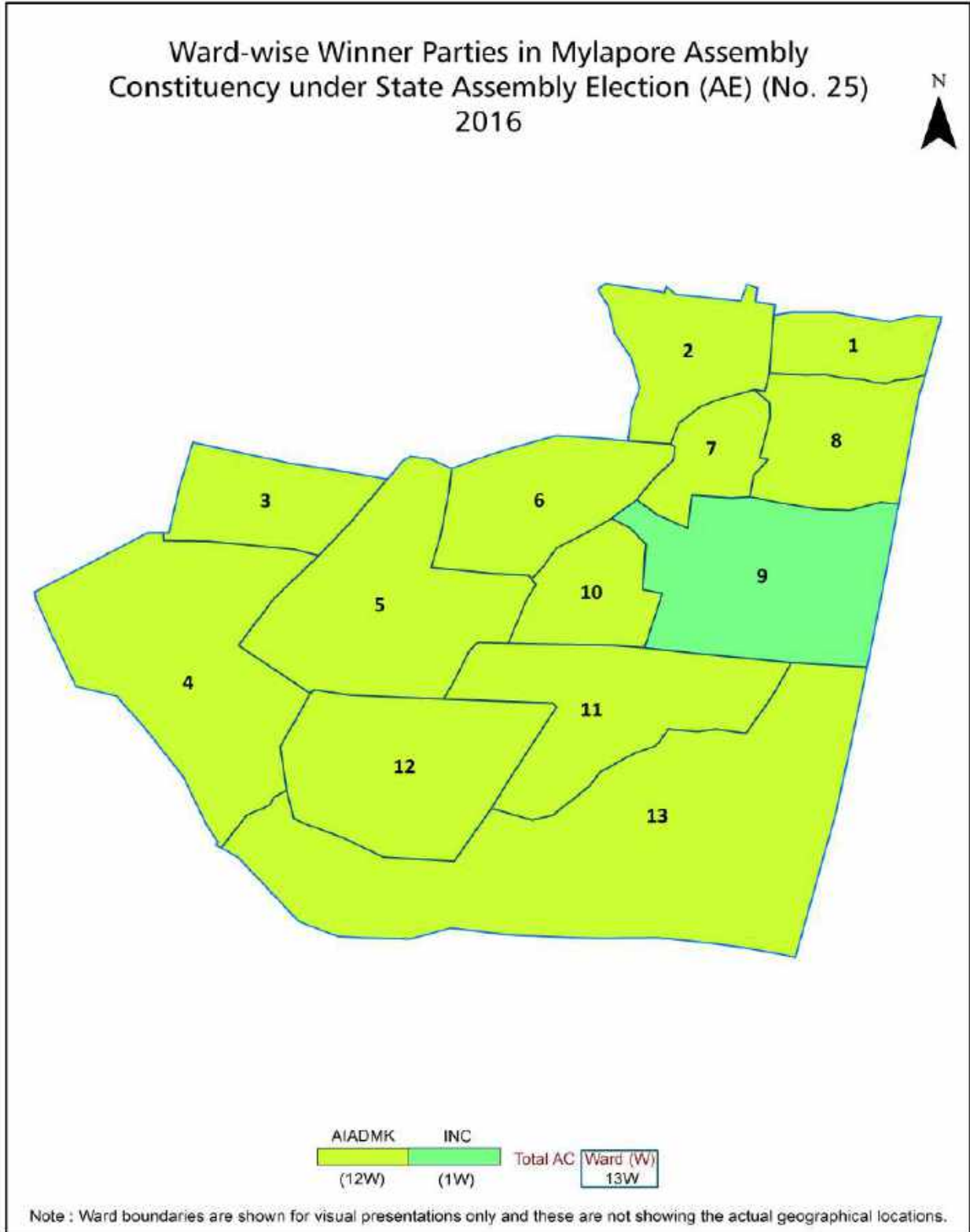
All rights reserved. No part of this book may be reproduced, stored in a retrieval system or transmitted in any form or by any means, mechanical photocopying, photographing, scanning, recording or otherwise without the prior written permission of the publisher. Please refer to Disclaimer at page no. 227 for the use of this publication.

Printed in India

## Contents

No.	Particulars	Page No.
	<b>Introduction</b>	
1	Assembly Constituency - (Vidhan Sabha) at a Glance   Features of Assembly as per Delimitation Commission of India (2008)	1-2
	<b>Location and Political Maps</b>	
2	Location Map   Boundaries of Assembly Constituency - (Vidhan Sabha) in District   Boundaries of Assembly Constituency under Parliamentary Constituency - (Lok Sabha)   Locality-wise Winner Parties- 2024, 2021, 2019, 2016, 2014, 2011 and 2009	3-11
	<b>Administrative Setup (2011)</b>	
3	District   Sub-district   Towns   Villages   Inhabited Villages   Uninhabited Villages   Village Panchayat   Intermediate Panchayat	12-13
	<b>Demographics (2011)</b>	
4	Population   Households   Rural/Urban Population   Sex Ratio (Total & 0-6 Years)   Religious Population   Social Population   Literacy Rate	14
	<b>Electoral Features</b>	
5	Important Dates of Last Elections Held   Electors by Gender   Service Electors   Voters   Voters Turnout   Polling Stations & Average Number of Electors per Polling Station   Electors by Age Group   Present Elected Representatives	15-20
	<b>Historical Summary Election Results</b>	
6	Vote Share of Major Parties   Winning Margin (Number & Percentage)   Polarity of Parties   Summary Result of Assembly Segment of Parliamentary Elections 2024, 2019, 2014, 2009, 2004 and 1999   Summary Result of Assembly Elections 2021, 2016, 2011, 2006, 2001, 1996, 1991, 1989, 1984, 1980, 1977, 1971 and 1967	21-46
	<b>Polling Station Level Election Results</b>	
7	Name and Number of Polling Station 2024, 2021, 2019, 2016, 2014, 2011 and 2009   Polling Station-wise Electors, Voters & Voters Turnout 2024, 2021, 2019, 2016, 2014, 2011 and 2009   Polling Station wise Elections Results 2024, 2021, 2019, 2016, 2014, 2011 and 2009	47-222
	<b>Share of Assembly Constituency</b>	
8	Share of Assembly Constituency - (Vidhan Sabha) in State, District and Parliamentary Constituency - (Lok Sabha)	223
9	<b>Abbreviation &amp; Sources</b>	224-226
10	<b>Disclaimer</b>	227

Location & Political Map

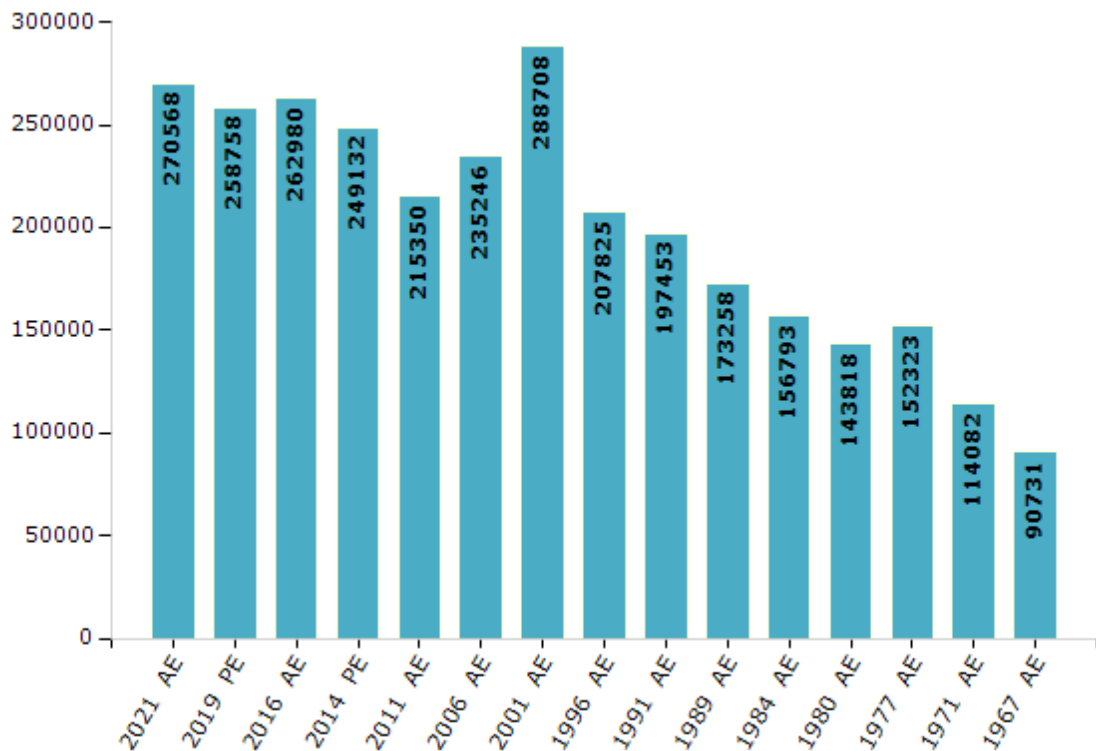


## Electoral Features

### Electors by Male & Female

Year	Male	Female	Others	Total	Year	Male	Female	Others	Total
2021 AE	131179	139349	40	270568	1999 PE	-	-	-	-
2019 PE	125685	133037	36	258758	1996 AE	105776	102049	-	207825
2016 AE	127766	135180	34	262980	1991 AE	101117	96336	-	197453
2014 PE	122070	127033	29	249132	1989 AE	89275	83983	-	173258
2011 AE	106106	109230	14	215350	1984 AE	81908	74885	-	156793
2009 PE	-	-	-	-	1980 AE	75596	68222	-	143818
2006 AE	116172	119074	-	235246	1977 AE	81563	70760	-	152323
2004 PE	-	-	-	-	1971 AE	61293	52789	-	114082
2001 AE	147543	141165	-	288708	1967 AE	-	-	-	90731

Number of Electors



Note : AE : Assembly Election, PE : Assembly Segment of Parliamentary Election

## Historical Summary Election Results

### Summary Result of Assembly Election - 2016

Candidate Name	Party	Votes	Votes %
Nataraj.R Ips (Rtd)	AIADMK	68176	43.67
Karate Thiagarajan.R	INC	53448	34.23
Nagarajan.K	BJP	11720	7.51
Sureshkumar.N	PMK	5806	3.72
Munavar Basha A.S	TMC(M)	4753	3.04
Sudhakar.S.	NTK	2356	1.51
Sathyaa Durrairajh	IND	1764	1.13
Ramaswamy.K.R @Traffic Ramaswamy	IND	1229	0.79
Sathyanarayanan .S @Mylai Shathya	IND	1017	0.65
Sivakumar.R	IND	418	0.27
Balaji.V	BSP	329	0.21
Anand.N	IND	197	0.13
Dhananjayan. T.S	IND	180	0.12
Sheela.S	IND	171	0.11
Govindarajulu.M	YSP	127	0.08
Vijayakrishna.V	SHS	105	0.07
Kuppal Devadoss.G	IND	86	0.06
Loganathan	IND	79	0.05
Mohanraj J	JJ	77	0.05
Nellai Jebamani.E	PPIS	67	0.04
Joshua Gerard	IND	58	0.04
Arunraj Balan	IND	58	0.04
Ramadoss. P	IND	51	0.03
Shanmugarajan.B	IND	45	0.03
Balakrishnan.K	IND	27	0.02
	NOTA	3788	2.43

**Polling Station Level Election Results**

**Number and Name of Polling Stations (PS) (2021)**

<b>Number of Polling Stations</b>	<b>Name of Polling Stations</b>	<b>Number of Polling Stations</b>	<b>Name of Polling Stations</b>
1	ICDS Centre No. 3360308107,Cenotaph First street,Teynampet,Chennai -600018	14	St. Francis Xavier Middle School South Side 1st Room No. 131,T.T.K. Road Alwarpet Chennai - 600 018.
1A	ICDS Centre No. 3360308107,Cenotaph First street,Teynampet,Chennai -600018	15	St. Francis Xavier Middle School South Side 2nd Room No. 131,T.T.K. Road Alwarpet Chennai - 600 018.
2	ICDS Centre No. 3360308106 Cenotaph First street Teynampet,Chennai -600018	16	St. Francis Xavier Middle School No. 131,T.T.K. Road Alwarpet Chennai - 600 018.
2A	ICDS Centre No. 3360308106 Cenotaph First street Teynampet,Chennai -600018	17	Chennapuri Annadhana Samajam Dr.P.V.Rao Higher Sec School,2,Bughis Road. R A Puram,Chennai-600028
3	T.N.H.B. Building Anna Salai,Teynampet Chennai - 600 018	17A	Chennapuri Annadhana Samajam Dr.P.V.Rao Higher Sec School,2,Bughis Road. R A Puram,Chennai-600028
3A	T.N.H.B. Building Anna Salai,Teynampet Chennai - 600 018	18	Chennapuri Annadhana Samajam Dr.P.V.Rao Higher Sec School,2,Bughis Road. R A Puram,Chennai-600028
4	T.N.H.B. Building Anna Salai,Teynampet Chennai - 600 018	19	Chennapuri Annadhana Samajam Dr.P.V.Rao Higher Sec School,2,Bughis Road. R A Puram,Chennai-600028
4A	T.N.H.B. Building Anna Salai,Teynampet Chennai - 600 018	20	Chennapuri Annadhana Samajam Dr.P.V.Rao Higher Sec School,2,Bughis Road. R A Puram,Chennai-600028
5	T.N.H.B. Building,1st Room Anna Salai,Teynampet Chennai - 600 018.	20A	Chennapuri Annadhana Samajam Dr.P.V.Rao Higher Sec School,2,Bughis Road. R A Puram,Chennai-600028
6	T.N.H.B. Building,2nd Room Anna Salai,Teynampet Chennai - 600 018	21	S.I.E.T.J.B.A.S. Womens College No. 56/311,Kavingar Bharathidasan Road Teynapet Chennai - 600 018.
7	Justice Basheer Ahamad Syed Memorial Boys Matric Higher Sec. School No. 52,Kavingar Bharathidasan Road Teynampet Chennai - 600 018.	21A	S.I.E.T.J.B.A.S. Womens College No. 56/311,Kavingar Bharathidasan Road Teynapet Chennai - 600 018.
8	Justice Basheer Ahamad Syed Memorial Boys Matric Higher Sec. School No. 52,Kavingar Bharathidasan Road Teynampet Chennai - 600 018.	22	S.I.E.T.J.B.A.S. Womens College No. 56/311,Kavingar Bharathidasan Road Teynapet Chennai - 600 018.
8A	Justice Basheer Ahamad Syed Memorial Boys Matric Higher Sec. School No. 52,Kavingar Bharathidasan Road Teynampet Chennai - 600 018.	23	S.I.E.T.J.B.A.S. Womens College No. 56/311,Kavingar Bharathidasan Road Teynapet Chennai - 600 018.
9	Justice Basheer Ahamad Syed Memorial Boys Matric Higher Sec. School No. 52,Kavingar Bharathidasan Road Teynampet Chennai - 600 018.	24	S.I.E.T.J.B.A.S. Womens College No. 56/311,Kavingar Bharathidasan Road Teynapet Chennai - 600 018.
10	Government Higher Sec. School No. 4,Nanthanam Extn Main Road Nanthanam Chennai - 600 035.	24A	S.I.E.T.J.B.A.S. Womens College No. 56/311,Kavingar Bharathidasan Road Teynapet Chennai - 600 018.
11	Government Higher Sec. School No. 4,Nanthanam Extn Main Road Nanthanam Chennai - 600 035.	25	S.I.E.T.J.B.A.S. Womens College No. 56/311,Kavingar Bharathidasan Road Teynapet Chennai - 600 018.
11A	Government Higher Sec. School No. 4,Nanthanam Extn Main Road Nanthanam Chennai - 600 035.	25A	S.I.E.T.J.B.A.S. Womens College No. 56/311,Kavingar Bharathidasan Road Teynapet Chennai - 600 018.
12	Government Higher Sec. School No. 4,Nanthanam Extn Main Road Nanthanam Chennai - 600 035.	26	S.I.E.T.J.B.A.S. Womens College No. 56/311,Kavingar Bharathidasan Road Teynapet Chennai - 600 018.
12A	Government Higher Sec. School No. 4,Nanthanam Extn Main Road Nanthanam Chennai - 600 035.	26A	S.I.E.T.J.B.A.S. Womens College No. 56/311,Kavingar Bharathidasan Road Teynapet Chennai - 600 018.
13	ICDS Centre No. 33603080104 Ganapathy Colony Teynampet Chennai -600 018	27	Chennai High School No. 109,Eldams Road Thiruvalluvar Salai Teynampet Chennai - 600 018.
13A	ICDS Centre No. 33603080104 Ganapathy Colony Teynampet Chennai -600 018	27A	Chennai High School No. 109,Eldams Road Thiruvalluvar Salai Teynampet Chennai - 600 018.

Contd....



## Polling Station Level Election Results

### Polling Station-wise Votes Secured by Overall Top Five Parties in Mylapore Assembly in Assembly Election (AE) under Chennai South Parliamentary Constituency in Tamil Nadu (2021)

Number of Polling Station	Winner - Velu.Dha (DMK)	Runner-up - Nataraj.R (AIADMK)	3rd - Sripriya (MNM)	4th - Mahalakshmi.K (NTK)	5th - Karthick.D (AMMKMNKZ)	NOTA	Other	Total Votes Secured
24A	140	119	49	19	9	4	5	345
25	161	102	49	28	2	2	5	349
25A	186	126	59	16	4	5	3	399
26	182	94	29	26	2	4	1	338
26A	158	95	38	11	4	5	3	314
27	83	165	49	17	2	5	3	324
27A	65	151	53	13	0	5	2	289
28	260	241	58	60	9	1	4	633
29	167	147	37	26	4	4	3	388
30	134	79	20	29	1	6	0	269
30A	135	72	21	13	1	3	1	246
31	191	271	39	47	2	2	5	557
32	222	230	72	34	5	6	5	574
33	279	167	52	44	3	5	5	555
34	159	100	38	28	5	3	5	338
34A	129	113	31	22	3	2	3	303
35	238	152	48	39	5	6	2	490
36	132	120	24	44	6	5	0	331
36A	135	119	27	15	4	3	6	309
37	137	98	24	29	4	3	5	300
37A	121	120	25	16	1	4	4	291
38	145	114	50	37	12	2	2	362
38A	128	181	44	23	5	3	4	388
39	175	189	57	21	1	5	5	453
40	116	101	37	15	1	1	3	274
40A	121	92	31	8	3	0	2	257
41	142	118	30	19	4	5	3	321
41A	136	108	51	16	4	2	7	324
42	50	244	29	12	2	5	4	346
42A	40	236	31	5	1	5	3	321
43	80	169	50	13	0	4	3	319
43A	91	163	48	5	0	2	6	315
44	222	237	90	21	3	4	2	579
45	47	206	37	4	1	1	1	297
45A	46	185	41	4	0	3	6	285

Contd....

## Polling Station Level Election Results

### Winner, Runner-up and 3rd Party Position & Winning Margin According to Polling Stations in Mylapore Assembly in Assembly Election (AE) under Chennai South Parliamentary Constituency in Tamil Nadu (2021)

Polling Station Number	Winner Party	Winner Votes (%)	Runner-up Party	Runner-up Votes (%)	Winning Margin Votes (%)	Third Party	Third Party Votes (%)	Other Votes (%)
48	AIADMK	185 (56.57)	DMK	82 (25.08)	103 (31.49)	MNM	32 (9.79)	28 (8.56)
49	DMK	194 (48.14)	AIADMK	142 (35.24)	52 (12.9)	MNM	34 (8.44)	33 (8.19)
49A	DMK	183 (43.68)	AIADMK	174 (41.53)	9 (2.15)	MNM	37 (8.83)	25 (5.97)
50	DMK	201 (53.6)	AIADMK	86 (22.93)	115 (30.67)	MNM	47 (12.53)	41 (10.93)
50A	DMK	209 (50.73)	AIADMK	135 (32.77)	74 (17.96)	MNM	35 (8.5)	33 (8.01)
51	DMK	237 (58.52)	AIADMK	72 (17.78)	165 (40.74)	MNM	53 (13.09)	43 (10.62)
51A	DMK	287 (61.85)	AIADMK	108 (23.28)	179 (38.57)	MNM	32 (6.9)	37 (7.97)
52	DMK	227 (54.7)	AIADMK	100 (24.1)	127 (30.6)	NTK	46 (11.08)	42 (10.12)
52A	DMK	242 (52.27)	AIADMK	141 (30.45)	101 (21.82)	NTK	35 (7.56)	45 (9.72)
53	AIADMK	204 (54.55)	DMK	115 (30.75)	89 (23.8)	MNM	38 (10.16)	17 (4.55)
53A	AIADMK	195 (52.56)	DMK	112 (30.19)	83 (22.37)	MNM	47 (12.67)	17 (4.58)
54	AIADMK	144 (48.81)	DMK	98 (33.22)	46 (15.59)	MNM	42 (14.24)	11 (3.73)
54A	AIADMK	135 (44.26)	DMK	107 (35.08)	28 (9.18)	MNM	41 (13.44)	22 (7.21)
55	AIADMK	158 (43.65)	DMK	146 (40.33)	12 (3.32)	MNM	39 (10.77)	19 (5.25)
55A	DMK	147 (41.64)	AIADMK	141 (39.94)	6 (1.7)	MNM	46 (13.03)	19 (5.38)
56	AIADMK	209 (67.42)	MNM	47 (15.16)	162 (52.26)	DMK	44 (14.19)	10 (3.23)
57	DMK	347 (60.35)	AIADMK	114 (19.83)	233 (40.52)	MNM	55 (9.57)	59 (10.26)
58	AIADMK	204 (70.1)	DMK	43 (14.78)	161 (55.32)	MNM	32 (11)	12 (4.12)
58A	AIADMK	195 (68.42)	DMK	39 (13.68)	156 (54.74)	MNM	38 (13.33)	13 (4.56)
59	AIADMK	180 (63.6)	DMK	63 (22.26)	117 (41.34)	MNM	23 (8.13)	17 (6.01)
59A	AIADMK	188 (66.67)	DMK	46 (16.31)	142 (50.36)	MNM	37 (13.12)	11 (3.9)
60	AIADMK	242 (64.88)	DMK	68 (18.23)	174 (46.65)	MNM	48 (12.87)	15 (4.02)
60A	AIADMK	220 (64.33)	DMK	61 (17.84)	159 (46.49)	MNM	54 (15.79)	7 (2.05)
61	AIADMK	174 (44.39)	DMK	135 (34.44)	39 (9.95)	MNM	48 (12.24)	35 (8.93)
62	AIADMK	243 (51.27)	DMK	152 (32.07)	91 (19.2)	MNM	48 (10.13)	31 (6.54)
63	AIADMK	199 (61.23)	DMK	62 (19.08)	137 (42.15)	MNM	31 (9.54)	33 (10.15)
63A	AIADMK	184 (64.79)	DMK	42 (14.79)	142 (50)	MNM	39 (13.73)	19 (6.69)
64	AIADMK	185 (58.73)	DMK	58 (18.41)	127 (40.32)	MNM	55 (17.46)	17 (5.4)
64A	AIADMK	168 (61.76)	DMK	52 (19.12)	116 (42.64)	MNM	36 (13.24)	16 (5.88)
65	DMK	127 (41.5)	AIADMK	122 (39.87)	5 (1.63)	NTK	27 (8.82)	30 (9.8)
65A	AIADMK	131 (42.53)	DMK	115 (37.34)	16 (5.19)	MNM	37 (12.01)	25 (8.12)
66	DMK	194 (54.34)	AIADMK	106 (29.69)	88 (24.65)	NTK	33 (9.24)	24 (6.72)
67	DMK	207 (47.05)	AIADMK	151 (34.32)	56 (12.73)	NTK	42 (9.55)	40 (9.09)
68	AIADMK	150 (58.59)	DMK	54 (21.09)	96 (37.5)	MNM	38 (14.84)	14 (5.47)
68A	AIADMK	153 (59.53)	DMK	49 (19.07)	104 (40.46)	MNM	37 (14.4)	18 (7)
69	AIADMK	252 (70.79)	DMK	44 (12.36)	208 (58.43)	MNM	36 (10.11)	24 (6.74)
70	DMK	161 (44.35)	AIADMK	128 (35.26)	33 (9.09)	MNM	39 (10.74)	35 (9.64)

Contd....

## DISCLAIMER

The Terms of Use and Disclaimer of Datanet India Private Limited (hereinafter referred to as "Datanet") for use of this analysis report of **Mylapore Assembly Constituency (Mylapore Vidhan Sabha)** :-

1. **Assembly Factbook™** is a Registered Trade Mark owned by Datanet.
2. All the maps are sketched and graphical representation only and have not been drawn to the scale and also not to represent the actual geographical area or boundary of the unit.
3. The data for the aforesaid analysis is based on authentic sources and has been culled from the various publications of Census, CSO and NSSO for district and block level data, various central and state government departments, Central & State Elections Commissions and the concerned Returning Officers' releases, Electoral Rolls, Election results and allied publications, internal assessment, surveys, estimates and analysis. Therefore, certain adjustment of data at micro level may have been done to arrive closer to the macro data.
4. Data have been provided on an "As Is" and "As AVAILABLE" basis
5. The colours shown in the maps or diagram and charts of a particular party, alliance or AC are indicative and do not represent them.
6. This publication which includes maps, sheets, graphs and data would be the property under copyright of Datanet only. The user may use these for its internal study, analysis and research purposes. It's public display, re-selling or any commercial uses by the user are not allowed.
7. Datanet has taken due care and caution in compilation and processing of data and allied information, but does not guarantee the accuracy, adequacy or completeness of any information/analysis and will be not responsible for any errors or omissions or for the results obtained from the use of such information/analysis.
8. All the contents for the publication have been culled from various authentic sources and Datanet reasonably believes such sources to be reliable, but does not make any representations, express or implied as to the accuracy or fitness of use of such information. The information or contents of the information/analysis do not constitute advice and should not be relied upon in making (or refraining from making) any decision. Any reliance placed upon the information provided by Datanet is the sole responsibility and strictly at the user's risk.
9. In no event will Datanet be liable for any damages (including, without limitation, damages for loss of business projects, or loss of profits) arising in contract, tort or otherwise from the use of or inability to use any of its contents, or from any action taken (or refrained from being taken) as a result of using the analysis or any of its contents. Datanet its directors, owners, editors, officials, employees, distributor and agents or any associate will not be liable for any errors in the information contained or any consequences arising from the use of the contents of the provided information/analysis.
10. If any provision of these terms and conditions is held invalid or illegal or unenforceable for any reason by any court of competent jurisdiction, such provision shall be severed and the remainder of provisions of the terms and conditions shall continue in full force and effect as if the Term of Use had been executed with the invalid, illegal or unenforceable provision eliminated.
11. If there are any discrepancies in the information provided, please bring it to attention of Datanet for suitable rectification measures.

**Buy Online This Complete Book At**  
**Datanet India eBooks Store**

[www.indiastatpublications.com](http://www.indiastatpublications.com)

or go directly at

[http://www.indiastatpublications.com/  
Assembly\\_factbook/Tamil\\_Nadu/Chennai\\_South/ Mylapore](http://www.indiastatpublications.com/Assembly_factbook/Tamil_Nadu/Chennai_South/Mylapore)

 **india**stat**elections**

