



Tamil Nadu

Assembly Factbook™

Singanallur Assembly Constituency



Key Electoral Data of Singanallur
Assembly Constituency (Vidhan Sabha)



indiastatpublications

Tamil Nadu

Assembly Factbook™

Singanallur Assembly Constituency



Singanallur Vidhan Sabha

Editor & Director

Dr. R.K. Thukral

Research Editor

Dr. Shafeeq Rahman

Compiled, Researched and Published by Datanet India Pvt. Ltd.

D-100, 1st Floor,

Okhla Industrial Area, Phase-I,
New Delhi- 110020.

Ph.: 91-11- 43580781-84

Email : support@indiastatpublications.com

Website : www.indiastatelections.com

Online Book Store :

www.indiastatpublications.com

Report No. : AFB/TN-121-0125

ISBN : 978-93-5313-855-4

First Edition : January, 2018

Eighth Updated Edition : January, 2025

Price : Rs. 11500/-

US\$ 310

© Datanet India Pvt. Ltd.

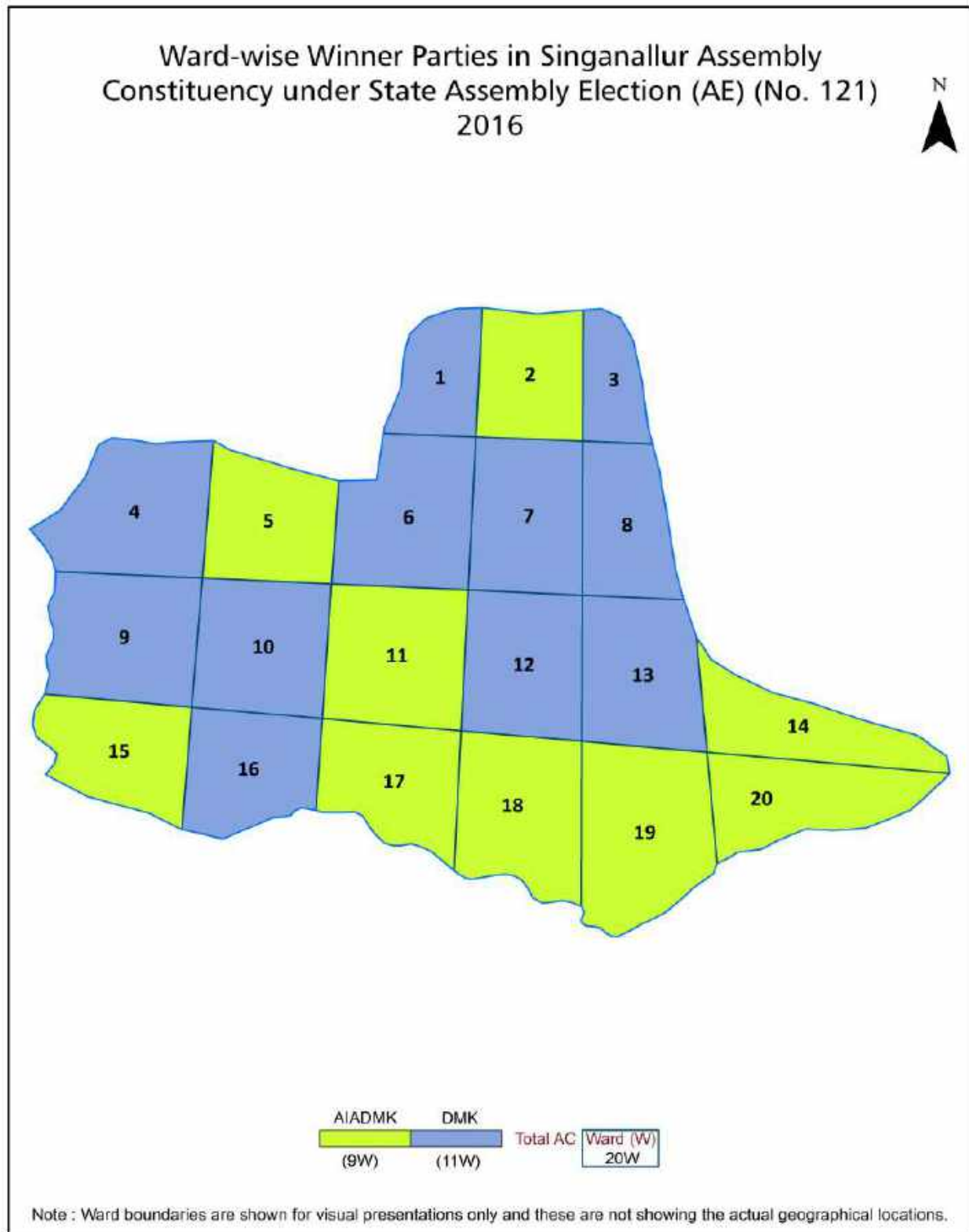
All rights reserved. No part of this book may be reproduced, stored in a retrieval system or transmitted in any form or by any means, mechanical photocopying, photographing, scanning, recording or otherwise without the prior written permission of the publisher. Please refer to Disclaimer at page no. 239 for the use of this publication.

Printed in India

Contents

No.	Particulars	Page No.
	Introduction	
1	Assembly Constituency - (Vidhan Sabha) at a Glance Features of Assembly as per Delimitation Commission of India (2008)	1-2
	Location and Political Maps	
2	Location Map Boundaries of Assembly Constituency - (Vidhan Sabha) in District Boundaries of Assembly Constituency under Parliamentary Constituency - (Lok Sabha) Ward-wise Winner Parties- 2024, 2021, 2019, 2016, 2014, 2011 and 2009	3-11
	Administrative Setup (2011)	
3	District Sub-district Towns Villages Inhabited Villages Uninhabited Villages Village Panchayat Intermediate Panchayat	12
	Demographics (2011)	
4	Population Households Rural/Urban Population Ward by Population Size Sex Ratio (Total & 0-6 Years) Religious Population Social Population Literacy Rate	13-14
	Electoral Features	
5	Important Dates of Last Elections Held Electors by Gender Service Electors Voters Voters Turnout Polling Stations & Average Number of Electors per Polling Station Electors by Age Group Present Elected Representatives	15-20
	Historical Summary Election Results	
6	Vote Share of Major Parties Winning Margin (Number & Percentage) Polarity of Parties Summary Result of Assembly Segment of Parliamentary Elections 2024, 2019, 2014, 2009, 2004 and 1999 Summary Result of Assembly Elections 2021, 2016, 2011, 2006, 2001, 1996, 1991, 1989, 1984, 1980, 1977, 1971 and 1967	21-43
	Polling Station Level Election Results	
7	Name and Number of Polling Station 2024, 2021, 2019, 2016, 2014, 2011 and 2009 Polling Station-wise Electors, Voters & Voters Turnout 2024, 2021, 2019, 2016, 2014, 2011 and 2009 Polling Station wise Elections Results 2024, 2021, 2019, 2016, 2014, 2011 and 2009	44-234
	Share of Assembly Constituency	
8	Share of Assembly Constituency - (Vidhan Sabha) in State, District and Parliamentary Constituency - (Lok Sabha)	235
9	Abbreviation & Sources	236-238
10	Disclaimer	239

Location & Political Map

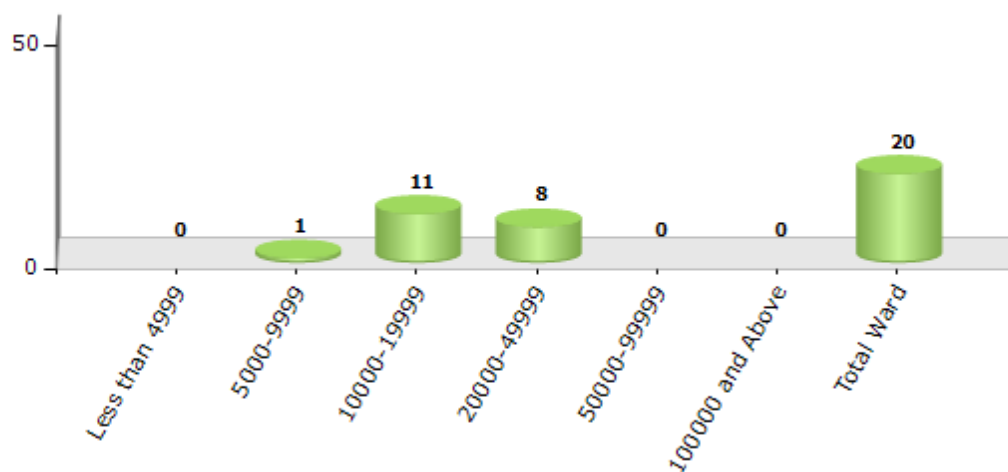


Demographics

Number of Ward by Population Size - 2011

Less than 4999	5000-9999	10000-19999	20000-49999	50000-99999	100000 and Above	Total Ward
0	1	11	8	0	0	20

Number of Ward by Population Size - 2011



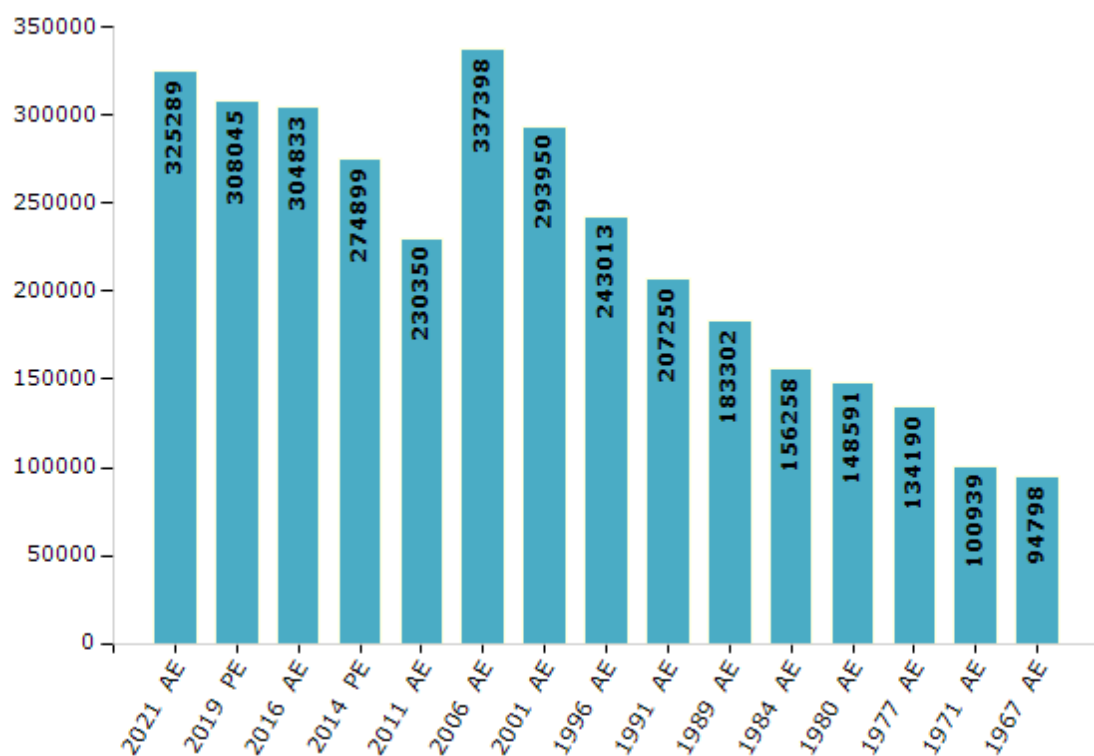
Electoral Features

Electors by Male & Female

Year	Male	Female	Others	Total
2021 AE	161632	163631	26	325289
2019 PE	153364	154659	22	308045
2016 AE	153042	151767	24	304833
2014 PE	139022	135860	17	274899
2011 AE	116477	113873	-	230350
2009 PE	-	-	-	-
2006 AE	169900	167498	-	337398
2004 PE	-	-	-	-
2001 AE	150056	143894	-	293950

Year	Male	Female	Others	Total
1999 PE	-	-	-	-
1996 AE	125304	117709	-	243013
1991 AE	108194	99056	-	207250
1989 AE	95734	87568	-	183302
1984 AE	82216	74042	-	156258
1980 AE	77255	71336	-	148591
1977 AE	69784	64406	-	134190
1971 AE	52482	48457	-	100939
1967 AE	-	-	-	94798

Number of Electors



Note : AE : Assembly Election, PE : Assembly Segment of Parliamentary Election

Historical Summary Election Results

Summary Result of Assembly Election - 2016

Candidate Name	Party	Votes	Votes %
Karthik, N.	DMK	75459	40.02
Singai Muthu, N.	AIADMK	70279	37.28
Nandakumar, C.R.	BJP	16605	8.81
Arjunaraj, A.	MDMK	11035	5.85
Kalyanasundaram, S.	NTK	4354	2.31
Ashok Jayendar, P.	PMK	2865	1.52
Karthikeyan, N.	KMDK	1107	0.59
Shajahan, S.M.	WPOI	529	0.28
Vellimalai, S	IND	528	0.28
Karthik, P.	IND	354	0.19
Krishnasamy, P.	BSP	340	0.18
Raghul Gandhi, K.	IND	332	0.18
Sargunam, K.	GMI	306	0.16
Elangovan, K	IND	278	0.15
Manuprasath, M.	TMMK	162	0.09
Manian, R.	UMK	148	0.08
Parthiban, D.	IND	118	0.06
	NOTA	3732	1.98

Polling Station Level Election Results

Number and Name of Polling Stations (PS) (2021)

Number of Polling Stations	Name of Polling Stations	Number of Polling Stations	Name of Polling Stations
1	Corporation Elementary School, East Facing Room No: 1 Avarampalayam Road, Peelamedu - 641004	14A	Corporation Middle School North Facing 7Th Class Room V G Roa Nagar Krishnarayapuram - 641006
1A	Corporation Elementary School, East Facing Room No: 1 Avarampalayam Road, Peelamedu - 641004	15	Corporation Middle School North Facing 8Th Class Room V G Roa Nagar Krishnarayapuram - 641006
2	Corporation Elementary School, East Facing Room No: 2 Avarampalayam Road, Peelamedu - 641004	16	Apg Matriculation Hr.Sec School North Facing 10 A Class Room F C I Road Krishnarayapuram - 641006
3	Corporation Elementary School East Facing Room No: 3 Avarampalayam Road, Peelamedu - 641004	17	Apg Matriculation Hr.Sec. School North Facing 5 B Class Room F C I Road Krishnarayapuram - 641006
3A	Corporation Elementary School East Facing Room No: 3 Avarampalayam Road, Peelamedu - 641004	18	Apg Matriculation Hr. Sec.School North Facing 11Th Std Class Room Krishnarayapuram - 641006
4	Corporation Elementary School East Facing Room No: 4 Avarampalayam Road, Peelamedu - 641004	18A	Apg Matriculation Hr. Sec.School North Facing 11Th Std Class Room Krishnarayapuram - 641006
4A	Corporation Elementary School East Facing Room No: 4 Avarampalayam Road, Peelamedu - 641004	19	Apg Matriculation Hr. Sec. School North Facing 12 A Class Room Krishnarayapuram - 641006
5	Corporation Elementary School East Facing Room No: 7 Avarampalayam Road, Peelamedu - 641004	20	Apg Matriculation Hr. Sec. School North Facing 4 A Class Room Krishnarayapuram - 641006
5A	Corporation Elementary School East Facing Room No: 7 Avarampalayam Road, Peelamedu - 641004	20A	Apg Matriculation Hr. Sec. School North Facing 4 A Class Room Krishnarayapuram - 641006
6	Corporation Elementary School East Facing Room No : 8 Avarampalayam Road, Peelamedu - 641004	21	Apg Matriculation Hr. Sec. School North Facing 2A Class Room Krishnarayapuram - 641006
7	Psg Children School, South Facing Lkg A Class Room Avarampalayam Road, Peelamedu - 641004	22	Apg Matriculation Hr.Sec. School North Facing 1 A Class Room Krishnarayapuram - 641006
8	Corporation Elementary School East Facing Room No: 9 Avarampalayam Road, Peelamedu - 641004	22A	Apg Matriculation Hr.Sec. School North Facing 1 A Class Room Krishnarayapuram - 641006
8A	Corporation Elementary School East Facing Room No: 9 Avarampalayam Road, Peelamedu - 641004	23	Corporation Girls High School, North Facing 16Th Room Siddhapudur - 641044
9	Corporation Middle School East Facing Room No: 1 Shobha Nagar, Avarampalayam - 641006	23A	Corporation Girls High School, North Facing 16Th Room Siddhapudur - 641044
10	Corporation Middle School East Facing Room No: 2 Shobha Nagar, Avarampalayam - 641006	24	Corporation Girls High School, North Facing 17Th Room Siddhapudur - 641044
10A	Corporation Middle School East Facing Room No: 2 Shobha Nagar, Avarampalayam - 641006	24A	Corporation Girls High School, North Facing 17Th Room Siddhapudur - 641044
11	Corporation Middle School East Facing Room No: 3 Shobha Nagar, Avarampalayam - 641006	25	Corporation Girls High School, North Facing 18Th Room Siddhapudur - 641044
11A	Corporation Middle School East Facing Room No: 3 Shobha Nagar, Avarampalayam - 641006	26	Corporation Girls High School, North Facing 19Th Room Siddhapudur - 641044
12	Corporation Middle School East Facing Room No: 4 Shobha Nagar, Avarampalayam - 641006	27	Corporation Girls High School, North Facing 20Th Room Siddhapudur - 641044
13	Corporation Middle School North Facing 6Th Class Room Shobha Nagar, Avarampalayam - 641006	28	Corporation Middle School South Facing 15Th Room Bharathiyar Road, Pappanaickenpalayam - 641037
14	Corporation Middle School North Facing 7Th Class Room V G Roa Nagar Krishnarayapuram - 641006	29	Corporation Middle School South Facing 16Th Room Bharathiyar Road, Pappanaickenpalayam - 641037

Contd....

Polling Station Level Election Results

Polling Station-wise Votes Secured by Overall Top Five Parties in Singanallur Assembly in Assembly Election (AE) under Coimbatore Parliamentary Constituency in Tamil Nadu (2021)

Number of Polling Station	Winner - Jayaram, K.R (AIADMK)	Runner-up - Karthik, N (DMK)	3rd - Mahendran, R (MNM)	4th - Narmadha, R (NTK)	5th - Selva, S.R (AMMKMNKZ)	NOTA	Other	Total Votes Secured
24	150	179	67	4	11	0	8	419
24A	205	130	75	9	12	2	4	437
25	90	80	63	4	2	2	5	246
26	187	166	127	13	0	5	5	503
27	132	145	150	10	2	6	7	452
28	165	104	95	12	0	2	3	381
29	106	176	48	27	0	1	10	368
29A	123	111	63	12	0	4	3	316
30	180	171	126	31	10	0	5	523
31	187	131	144	12	4	4	7	489
32	142	176	82	10	8	2	5	425
33	111	101	68	6	10	5	6	307
33A	121	104	98	8	0	3	5	339
34	123	95	53	13	6	2	0	292
34A	118	87	59	13	0	1	1	279
35	261	288	121	35	3	1	12	721
36	177	118	129	12	4	2	1	443
37	142	149	49	12	0	1	5	358
37A	195	127	80	14	2	2	3	423
38	200	147	85	12	1	2	3	450
39	207	145	71	19	2	5	5	454
39A	139	107	74	18	5	1	1	345
40	126	125	106	22	3	2	2	386
40A	71	45	52	9	1	1	4	183
41	180	138	123	19	2	3	5	470
42	160	115	81	11	2	2	3	374
42A	132	158	93	9	1	5	5	403
43	207	163	87	7	0	5	6	475
43A	84	87	68	11	0	2	2	254
44	216	188	120	20	10	2	3	559
44A	99	70	55	7	0	1	0	232
45	212	169	110	25	7	3	10	536
45A	72	61	45	16	2	1	3	200
46	253	198	122	38	5	2	1	619
47	203	156	100	49	2	3	6	519

Contd....

Polling Station Level Election Results

Winner, Runner-up and 3rd Party Position & Winning Margin According to Polling Stations in Singanallur Assembly in Assembly Election (AE) under Coimbatore Parliamentary Constituency in Tamil Nadu (2021)

Polling Station Number	Winner Party	Winner Votes (%)	Runner-up Party	Runner-up Votes (%)	Winning Margin Votes (%)	Third Party	Third Party Votes (%)	Other Votes (%)
52	AIADMK	127 (43.49)	DMK	80 (27.4)	47 (16.09)	MNM	58 (19.86)	27 (9.25)
52A	AIADMK	148 (42.17)	DMK	89 (25.36)	59 (16.81)	MNM	68 (19.37)	46 (13.11)
53	AIADMK	188 (48.83)	DMK	124 (32.21)	64 (16.62)	MNM	52 (13.51)	21 (5.45)
53A	AIADMK	154 (40.42)	DMK	107 (28.08)	47 (12.34)	MNM	89 (23.36)	31 (8.14)
54	AIADMK	163 (43.58)	DMK	145 (38.77)	18 (4.81)	NTK	26 (6.95)	40 (10.7)
54A	AIADMK	152 (48.1)	DMK	116 (36.71)	36 (11.39)	MNM	32 (10.13)	16 (5.06)
55	AIADMK	272 (51.81)	DMK	112 (21.33)	160 (30.48)	MNM	105 (20)	36 (6.86)
56	AIADMK	319 (50.88)	DMK	169 (26.95)	150 (23.93)	MNM	85 (13.56)	54 (8.61)
57	AIADMK	231 (49.78)	DMK	129 (27.8)	102 (21.98)	MNM	70 (15.09)	34 (7.33)
58	AIADMK	119 (37.54)	DMK	102 (32.18)	17 (5.36)	MNM	75 (23.66)	21 (6.62)
58A	AIADMK	179 (46.98)	DMK	114 (29.92)	65 (17.06)	MNM	65 (17.06)	23 (6.04)
59	AIADMK	293 (53.47)	DMK	126 (22.99)	167 (30.48)	MNM	86 (15.69)	43 (7.85)
60	AIADMK	172 (53.25)	DMK	75 (23.22)	97 (30.03)	MNM	53 (16.41)	23 (7.12)
60A	AIADMK	190 (48.22)	DMK	103 (26.14)	87 (22.08)	MNM	83 (21.07)	18 (4.57)
61	AIADMK	180 (51.72)	DMK	91 (26.15)	89 (25.57)	MNM	48 (13.79)	29 (8.33)
61A	AIADMK	170 (49.42)	DMK	79 (22.97)	91 (26.45)	MNM	67 (19.48)	28 (8.14)
62	AIADMK	239 (39.57)	DMK	193 (31.95)	46 (7.62)	MNM	140 (23.18)	32 (5.3)
63	AIADMK	254 (42.76)	DMK	164 (27.61)	90 (15.15)	MNM	149 (25.08)	27 (4.55)
64	AIADMK	183 (56.66)	DMK	83 (25.7)	100 (30.96)	MNM	42 (13)	15 (4.64)
64A	AIADMK	176 (47.06)	DMK	110 (29.41)	66 (17.65)	MNM	75 (20.05)	13 (3.48)
65	AIADMK	270 (60)	DMK	110 (24.44)	160 (35.56)	MNM	47 (10.44)	23 (5.11)
65A	AIADMK	259 (48.41)	DMK	141 (26.36)	118 (22.05)	MNM	85 (15.89)	50 (9.35)
66	AIADMK	131 (38.64)	DMK	118 (34.81)	13 (3.83)	MNM	59 (17.4)	31 (9.14)
66A	AIADMK	251 (45.8)	DMK	153 (27.92)	98 (17.88)	MNM	100 (18.25)	44 (8.03)
67	AIADMK	224 (45.81)	DMK	170 (34.76)	54 (11.05)	MNM	61 (12.47)	34 (6.95)
67A	AIADMK	231 (44.51)	DMK	147 (28.32)	84 (16.19)	MNM	87 (16.76)	54 (10.4)
68	AIADMK	200 (47.17)	DMK	107 (25.24)	93 (21.93)	MNM	81 (19.1)	36 (8.49)
68A	AIADMK	219 (48.67)	DMK	129 (28.67)	90 (20)	MNM	81 (18)	21 (4.67)
69	AIADMK	301 (50.84)	DMK	178 (30.07)	123 (20.77)	MNM	78 (13.18)	35 (5.91)
70	AIADMK	271 (49.18)	DMK	154 (27.95)	117 (21.23)	MNM	85 (15.43)	41 (7.44)
71	AIADMK	184 (45.66)	DMK	131 (32.51)	53 (13.15)	MNM	63 (15.63)	25 (6.2)
71A	AIADMK	199 (44.52)	DMK	172 (38.48)	27 (6.04)	MNM	60 (13.42)	16 (3.58)
72	AIADMK	255 (45.62)	DMK	143 (25.58)	112 (20.04)	MNM	129 (23.08)	32 (5.72)
72A	AIADMK	251 (49.12)	DMK	140 (27.4)	111 (21.72)	MNM	98 (19.18)	22 (4.31)
73	AIADMK	168 (51.69)	DMK	91 (28)	77 (23.69)	MNM	53 (16.31)	13 (4)
73A	AIADMK	197 (38.33)	DMK	154 (29.96)	43 (8.37)	MNM	138 (26.85)	25 (4.86)
74	AIADMK	229 (56.4)	DMK	87 (21.43)	142 (34.97)	MNM	70 (17.24)	20 (4.93)

Contd....

DISCLAIMER

The Terms of Use and Disclaimer of Datanet India Private Limited (hereinafter referred to as "Datanet") for use of this analysis report of **Singanallur Assembly Constituency (Singanallur Vidhan Sabha)** :-

1. **Assembly Factbook™** is a Registered Trade Mark owned by Datanet.
2. All the maps are sketched and graphical representation only and have not been drawn to the scale and also not to represent the actual geographical area or boundary of the unit.
3. The data for the aforesaid analysis is based on authentic sources and has been culled from the various publications of Census, CSO and NSSO for district and block level data, various central and state government departments, Central & State Elections Commissions and the concerned Returning Officers' releases, Electoral Rolls, Election results and allied publications, internal assessment, surveys, estimates and analysis. Therefore, certain adjustment of data at micro level may have been done to arrive closer to the macro data.
4. Data have been provided on an "As Is" and "As AVAILABLE" basis
5. The colours shown in the maps or diagram and charts of a particular party, alliance or AC are indicative and do not represent them.
6. This publication which includes maps, sheets, graphs and data would be the property under copyright of Datanet only. The user may use these for its internal study, analysis and research purposes. It's public display, re-selling or any commercial uses by the user are not allowed.
7. Datanet has taken due care and caution in compilation and processing of data and allied information, but does not guarantee the accuracy, adequacy or completeness of any information/analysis and will be not responsible for any errors or omissions or for the results obtained from the use of such information/analysis.
8. All the contents for the publication have been culled from various authentic sources and Datanet reasonably believes such sources to be reliable, but does not make any representations, express or implied as to the accuracy or fitness of use of such information. The information or contents of the information/analysis do not constitute advice and should not be relied upon in making (or refraining from making) any decision. Any reliance placed upon the information provided by Datanet is the sole responsibility and strictly at the user's risk.
9. In no event will Datanet be liable for any damages (including, without limitation, damages for loss of business projects, or loss of profits) arising in contract, tort or otherwise from the use of or inability to use any of its contents, or from any action taken (or refrained from being taken) as a result of using the analysis or any of its contents. Datanet its directors, owners, editors, officials, employees, distributor and agents or any associate will not be liable for any errors in the information contained or any consequences arising from the use of the contents of the provided information/analysis.
10. If any provision of these terms and conditions is held invalid or illegal or unenforceable for any reason by any court of competent jurisdiction, such provision shall be severed and the remainder of provisions of the terms and conditions shall continue in full force and effect as if the Term of Use had been executed with the invalid, illegal or unenforceable provision eliminated.
11. If there are any discrepancies in the information provided, please bring it to attention of Datanet for suitable rectification measures.

Buy Online This Complete Book At
Datanet India eBooks Store

www.indiastatpublications.com

or go directly at

[http://www.indiastatpublications.com/
Assembly_factbook/Tamil_Nadu/Coimbatore/ Singanallur](http://www.indiastatpublications.com/Assembly_factbook/Tamil_Nadu/Coimbatore/Singanallur)

 **indiastat**elections

