



Tamil Nadu

# Assembly Factbook™

Erode (East) Assembly Constituency



Key Electoral Data of Erode (East)  
Assembly Constituency (Vidhan Sabha)

Tamil Nadu

# **Assembly Factbook™**

Erode (East) Assembly Constituency



Erode (East) Vidhan Sabha

## **Editor & Director**

Dr. R.K. Thukral

## **Research Editor**

Dr. Shafeeq Rahman

## **Compiled, Researched and Published by Datanet India Pvt. Ltd.**

D-100, 1st Floor,

Okhla Industrial Area, Phase-I,  
New Delhi- 110020.

Ph.: 91-11- 43580781-84

Email : support@indiastatpublications.com

Website : www.indiastatelections.com

## **Online Book Store :**

www.indiastatpublications.com

**Report No. :** AFB/TN-098-0125

**ISBN :** 978-93-5313-742-7

**First Edition :** January, 2018

**Eighth Updated Edition :** January, 2025

**Price :** Rs. 11500/-

US\$ 310

**© Datanet India Pvt. Ltd.**

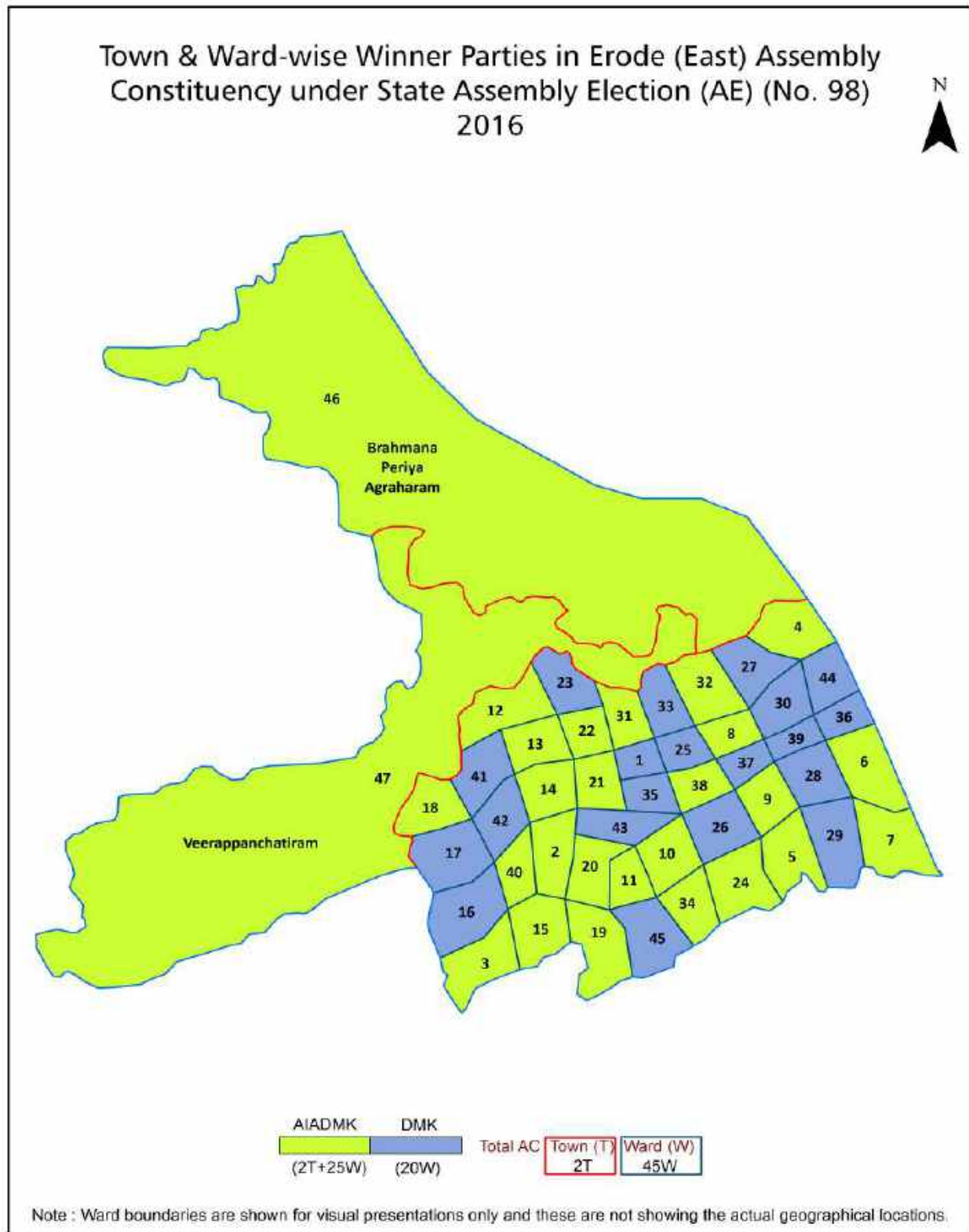
All rights reserved. No part of this book may be reproduced, stored in a retrieval system or transmitted in any form or by any means, mechanical photocopying, photographing, scanning, recording or otherwise without the prior written permission of the publisher. Please refer to Disclaimer at page no. 183 for the use of this publication.

Printed in India

## Contents

No.	Particulars	Page No.
	<b>Introduction</b>	
1	Assembly Constituency - (Vidhan Sabha) at a Glance   Features of Assembly as per Delimitation Commission of India (2008)	1-2
	<b>Location and Political Maps</b>	
2	Location Map   Boundaries of Assembly Constituency - (Vidhan Sabha) in District   Boundaries of Assembly Constituency under Parliamentary Constituency - (Lok Sabha)   Town & Ward-wise Winner Parties- 2024, 2021, 2019, 2016, 2014, 2011 and 2009	3-11
	<b>Administrative Setup (2011)</b>	
3	District   Sub-district   Towns   Villages   Inhabited Villages   Uninhabited Villages   Village Panchayat   Intermediate Panchayat	12-12
	<b>Demographics (2011)</b>	
4	Population   Households   Rural/Urban Population   Towns and Ward by Population Size   Sex Ratio (Total & 0-6 Years)   Religious Population   Social Population   Literacy Rate	13-15
	<b>Electoral Features</b>	
5	Important Dates of Last Elections Held   Electors by Gender   Service Electors   Voters   Voters Turnout   Polling Stations & Average Number of Electors per Polling Station   Electors by Age Group   Present Elected Representatives	16-21
	<b>Historical Summary Election Results</b>	
6	Vote Share of Major Parties   Winning Margin (Number & Percentage)   Polarity of Parties   Summary Result of Assembly Segment of Parliamentary Elections 2024, 2019, 2014 and 2009   Summary Result of Assembly Elections 2021, 2016 and 2011	22-31
	<b>Polling Station Level Election Results</b>	
7	Name and Number of Polling Station 2024, 2021, 2019, 2016, 2014, 2011 and 2009   Polling Station-wise Electors, Voters & Voters Turnout 2024, 2021, 2019, 2016, 2014, 2011 and 2009   Polling Station wise Elections Results 2024, 2021, 2019, 2016, 2014, 2011 and 2009	32-178
	<b>Share of Assembly Constituency</b>	
8	Share of Assembly Constituency - (Vidhan Sabha) in State, District and Parliamentary Constituency - (Lok Sabha)	179
9	<b>Abbreviation &amp; Sources</b>	180-182
10	<b>Disclaimer</b>	183

## Location & Political Map

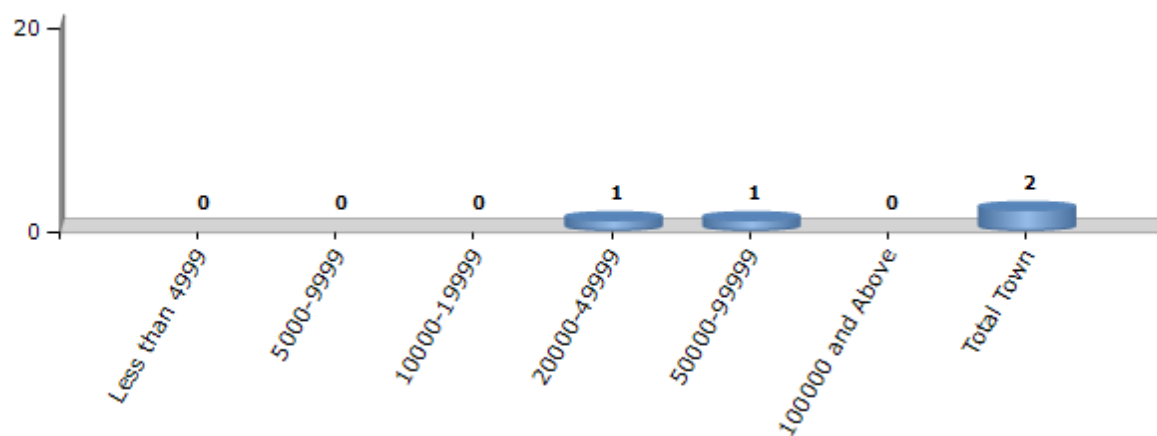


## Demographics

### Number of Towns by Population Size - 2011

Less than 4999	5000-9999	10000-19999	20000-49999	50000-99999	100000 and Above	Total Town
0	0	0	1	1	0	2

Number of Towns by Population Size - 2011

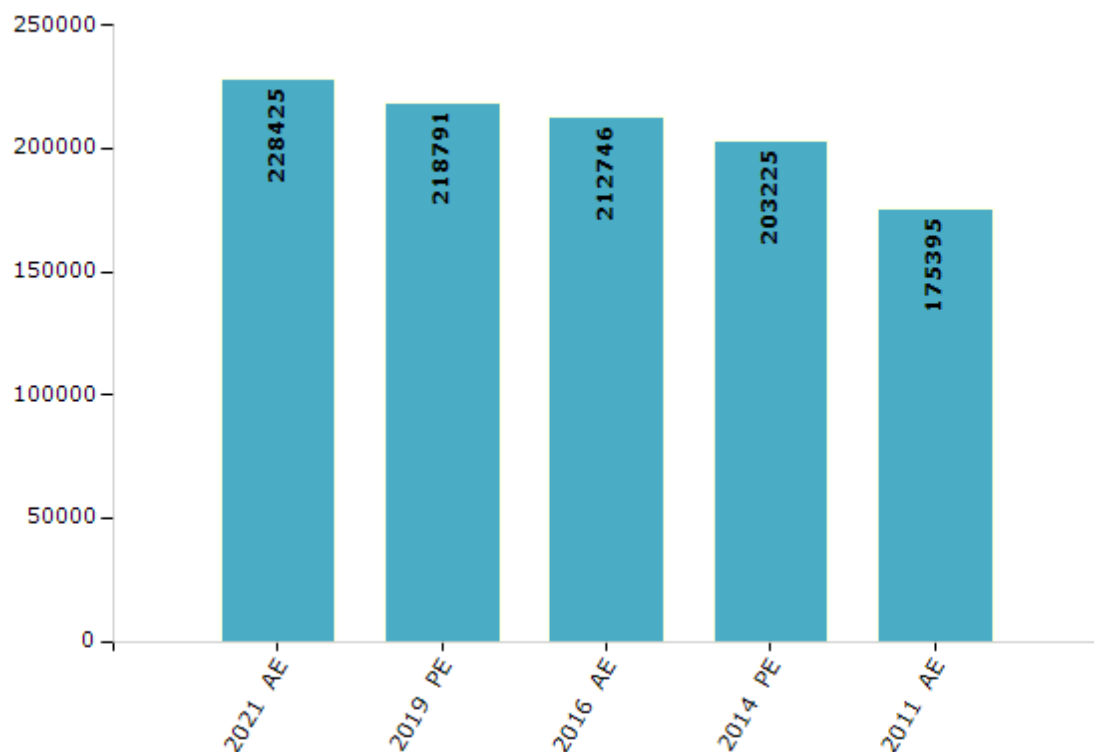


## Electoral Features

### Electors by Male & Female

Year	Male	Female	Others	Total	Year	Male	Female	Others	Total
2021 AE	111671	116737	17	228425	1999 PE	-	-	-	-
2019 PE	107258	111525	8	218791	1996 AE	-	-	-	-
2016 AE	104669	108072	5	212746	1991 AE	-	-	-	-
2014 PE	101138	102085	2	203225	1989 AE	-	-	-	-
2011 AE	87602	87786	7	175395	1984 AE	-	-	-	-
2009 PE	-	-	-	-	1980 AE	-	-	-	-
2006 AE	-	-	-	-	1977 AE	-	-	-	-
2004 PE	-	-	-	-	1971 AE	-	-	-	-
2001 AE	-	-	-	-	1967 AE	-	-	-	-

Number of Electors



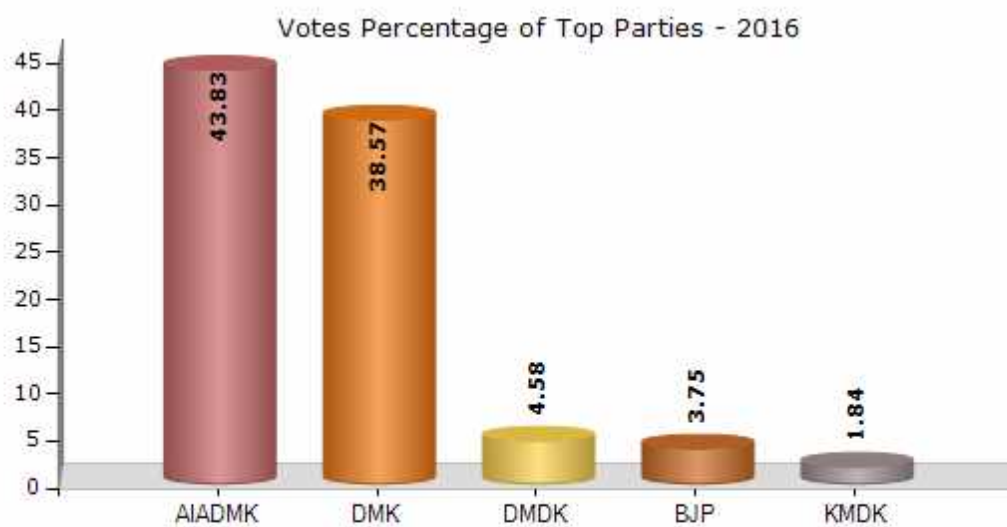
**Note :** AE : Assembly Election, PE : Assembly Segment of Parliamentary Election



## Historical Summary Election Results

### Summary Result of Assembly Election - 2016

Candidate Name	Party	Votes	Votes %
Thennarasu K S	AIADMK	64879	43.83
Chandhirakumar V C	DMK	57085	38.57
Ponchairman	DMDK	6776	4.58
Rajeshkumar P	BJP	5549	3.75
Jaganathan S	KMDK	2721	1.84
Alaudeen A	NTK	2262	1.53
Sadhik Basha K	SDPI	2176	1.47
Rajendran	PMK	2111	1.43
Kannan R	IND	406	0.27
Loganathan P T	IND	294	0.2
Krishnan P	BSP	234	0.16
Ramesh M	SMK	220	0.15
Senthilkumar K	UMK	109	0.07
Perumalraj R	GMI	100	0.07
	NOTA	3096	2.09





## Polling Station Level Election Results

### Number and Name of Polling Stations (PS) (2021)

Number of Polling Stations	Name of Polling Stations	Number of Polling Stations	Name of Polling Stations
1	G.H.S.School, B.P.Agraharam-638005, West Facing Terraced Building North Side	16	M.H.I. Self Financing Elementry.School, B.P.Agraharam- 638005, North Facing Terraced Building West Side Room No. 1
2	G.H.S.School, B.P.Agraharam- 638005, West Facing Terraced Building South Side Last Room	16A	M.H.I. Self Financing Elementry.School, B.P.Agraharam- 638005, North Facing Terraced Building West Side Room No. 1
2A	G.H.S.School, B.P.Agraharam- 638005, West Facing Terraced Building South Side Last Room	17	M.H.I. Self Financing Elementry.School, B.P.Agraharam- 638005, North Facing Terraced Building West Side Room No. 2
3	Erode Dist. Govt. Music School. B. P Agraharam, Erode - 638005, North Facing Terraced Building Eastroom	18	M.H.I. Self Financing Elementry.School, B.P.Agraharam- 638005, East Facing Terraced Building South Side
3A	Erode Dist. Govt. Music School. B. P Agraharam, Erode - 638005, North Facing Terraced Building Eastroom	19	M.H.I. Self Financing Elementry.School, B.P.Agraharam- 638005, East Facing Terraced Building North Side
4	G.H.S.School, B.P.Agraharam-638005, West Facing Terraced Building Centre Room	20	P.U.M.School, B.P.Agraharam, Erode - 638005, North Facing Terraced Building 1St Room
4A	G.H.S.School, B.P.Agraharam-638005, West Facing Terraced Building Centre Room	20A	P.U.M.School, B.P.Agraharam, Erode - 638005, North Facing Terraced Building 1St Room
5	P.U.M.School, B.P.Agraharam- 638005, East Facing Terraced Building North Room	21	P.U.M.School, B.P.Agraharam, Erode-638005, West Facing Terraced Building Centre Portion
6	G.H.S.School, B.P.Agraharam- 638005, West Facing Terraced Building South Side	22	P.U.M.School, B.P.Agraharam-638005, North Facing Terraced Building East Side
6A	G.H.S.School, B.P.Agraharam- 638005, West Facing Terraced Building South Side	23	P.U.M.School, B.P.Agraharam-638005, West Facing Tiled Building Room No. 3
7	G.H.S.School, B.P.Agraharam- 638005, West Facing Terraced Building South Side Room No 9	24	M.H.I. Self Financing Elementry.School, B.P.Agraharam- 638005, East Facing Terraced Building Northside
8	G.H.S.School, B.P.Agraharam-638005, West Facing Terraced Building South Side Room No. 4	24A	M.H.I. Self Financing Elementry.School, B.P.Agraharam- 638005, East Facing Terraced Building Northside
9	Erode Dist. Govt. Music School. B. P Agraharam, Erode - 638005, South Facing Terraced Building Eastside	25	Arulnery Aided School Krishnampalayam-638003, East Facing Terraced Building Roomno-14Left Portion
10	P.U.M.School, B.P.Agraharam- 638005, East Facing Terraced Building	26	Arulnery Aided School Krishnampalayam-638003, East Facing Terraced Building Roomno-14Right Portion
11	P.U.M.School, B.P.Agraharam-638005, West Facing Terraced Building North Side	27	Arulnery Aided School Krishnampalayam-638003, West Facing Terraced Building South Side
12	P.U.M.School, B.P.Agraharam- 638005, West Facing Terraced Building Centre Room	28	Arulnery Aided School Krishnampalayam-638003, West Facing Terraced Building South Sideroom No. 2.
12A	P.U.M.School, B.P.Agraharam- 638005, West Facing Terraced Building Centre Room	29	Arulnery Aided School Krishnampalayam-638003, Eastfacing Centersideterracedbuilding
13	P.U.M.School, B.P.Agraharam- 638005, Westfacing Tiledbuildingroom No. 1	30	Arulnery Aided School Krishnampalayam-638003, North Facing Terracedbuilding Westportion Left Side Portion
14	P.U.M.School, B.P.Agraharam- 638005, Westfacing Tiledbuildingroom No. 2	30A	Arulnery Aided School Krishnampalayam-638003, North Facing Terracedbuilding Westportion Left Side Portion
15	M.H.I. Self Financing Elementry.School, B.P.Agraharam- 638005, North Facing Terraced Building East Side	31	Arulnery Aided School Krishnampalayam-638003, North Facing Terracedbuilding Westportion Right Side
15A	M.H.I. Self Financing Elementry.School, B.P.Agraharam- 638005, North Facing Terraced Building East Side	32	Arulnery Aided School Krishnampalayam, Erode- 638003, North Facing Terraced Building Westside

Contd....

## Polling Station Level Election Results

### Polling Station-wise Votes Secured by Overall Top Five Parties in Erode (East) Assembly in Assembly Election (AE) under Erode Parliamentary Constituency in Tamil Nadu (2021)

Number of Polling Station	Winner - Thirumahan Everaa, E. (INC)	Runner-up - Yuvaraja, M. (AIADMK)	3rd - Gomathi, S. (NTK)	4th - Raja kumar, A.M.R (MNM)	5th - Muthu kumaran, S.A. (AMMKMNKZ)	NOTA	Other	Total Votes Secured
27	231	248	79	47	3	3	9	620
28	165	235	49	33	6	3	7	498
29	221	145	33	21	1	6	4	431
30	234	143	51	29	2	6	5	470
30A	209	190	36	31	8	1	10	485
31	178	139	39	33	6	4	4	403
32	146	193	51	21	4	4	5	424
32A	131	241	34	22	4	10	16	458
33	115	177	22	22	1	4	4	345
34	244	283	49	29	3	7	11	626
35	163	199	47	22	6	3	5	445
36	139	120	68	35	3	4	1	370
36A	139	168	38	20	9	6	12	392
37	246	334	89	40	0	5	12	726
38	174	325	56	20	6	2	9	592
39	260	213	85	40	5	5	16	624
40	210	181	37	20	0	0	5	453
41	236	181	61	15	3	0	11	507
42	210	348	85	25	1	13	14	696
43	189	180	84	16	1	3	0	473
43A	173	249	29	9	3	3	13	479
44	187	194	30	39	2	2	3	457
44A	169	197	27	29	3	5	9	439
45	164	140	55	22	6	4	4	395
45A	142	171	37	31	1	6	9	397
46	157	192	39	28	1	9	6	432
46A	175	208	35	19	2	1	19	459
47	210	250	47	27	1	3	4	542
48	179	172	55	43	9	9	6	473
49	170	123	31	28	2	4	2	360
49A	171	168	19	29	2	1	4	394
50	204	319	78	24	8	7	8	648
51	212	278	42	38	4	6	6	586
52	126	121	32	29	1	4	4	317
52A	115	167	14	19	1	0	14	330

Contd....

## Polling Station Level Election Results

**Winner, Runner-up and 3rd Party Position & Winning Margin According to Polling Stations in Erode (East) Assembly in Assembly Election (AE) under Erode Parliamentary Constituency in Tamil Nadu (2021)**

Polling Station Number	Winner Party	Winner Votes (%)	Runner-up Party	Runner-up Votes (%)	Winning Margin Votes (%)	Third Party	Third Party Votes (%)	Other Votes (%)
56	AIADMK	189 (40.73)	INC	182 (39.22)	7 (1.51)	NTK	53 (11.42)	40 (8.62)
56A	AIADMK	239 (47.61)	INC	182 (36.25)	57 (11.36)	MNM	38 (7.57)	43 (8.57)
57	AIADMK	320 (45.98)	INC	229 (32.9)	91 (13.08)	MNM	66 (9.48)	81 (11.64)
58	INC	269 (46.14)	AIADMK	198 (33.96)	71 (12.18)	MNM	48 (8.23)	68 (11.66)
59	AIADMK	289 (54.32)	INC	160 (30.08)	129 (24.24)	NTK	41 (7.71)	42 (7.89)
60	AIADMK	252 (55.26)	INC	131 (28.73)	121 (26.53)	NTK	44 (9.65)	29 (6.36)
61	AIADMK	239 (45.09)	INC	180 (33.96)	59 (11.13)	MNM	48 (9.06)	63 (11.89)
62	INC	204 (47.11)	AIADMK	145 (33.49)	59 (13.62)	MNM	52 (12.01)	32 (7.39)
63	AIADMK	257 (45.81)	INC	207 (36.9)	50 (8.91)	NTK	39 (6.95)	58 (10.34)
64	AIADMK	244 (42.43)	INC	240 (41.74)	4 (0.69)	NTK	48 (8.35)	43 (7.48)
65	AIADMK	125 (42.23)	INC	102 (34.46)	23 (7.77)	NTK	33 (11.15)	36 (12.16)
66	INC	140 (41.42)	AIADMK	126 (37.28)	14 (4.14)	NTK	41 (12.13)	31 (9.17)
66A	INC	148 (43.92)	AIADMK	139 (41.25)	9 (2.67)	NTK	25 (7.42)	25 (7.42)
67	AIADMK	293 (44.39)	INC	236 (35.76)	57 (8.63)	NTK	74 (11.21)	57 (8.64)
68	AIADMK	170 (44.16)	INC	147 (38.18)	23 (5.98)	NTK	43 (11.17)	25 (6.49)
68A	AIADMK	197 (53.39)	INC	125 (33.88)	72 (19.51)	NTK	19 (5.15)	28 (7.59)
69	INC	210 (46.15)	AIADMK	163 (35.82)	47 (10.33)	NTK	46 (10.11)	36 (7.91)
69A	INC	191 (45.48)	AIADMK	169 (40.24)	22 (5.24)	MNM	29 (6.9)	31 (7.38)
70	AIADMK	229 (51.93)	INC	125 (28.34)	104 (23.59)	NTK	53 (12.02)	34 (7.71)
70A	AIADMK	276 (61.06)	INC	117 (25.88)	159 (35.18)	MNM	23 (5.09)	36 (7.96)
71	AIADMK	243 (42.63)	INC	221 (38.77)	22 (3.86)	NTK	67 (11.75)	39 (6.84)
72	AIADMK	329 (44.88)	INC	255 (34.79)	74 (10.09)	NTK	68 (9.28)	81 (11.05)
73	AIADMK	248 (44.29)	INC	193 (34.46)	55 (9.83)	NTK	50 (8.93)	69 (12.32)
74	AIADMK	360 (46.57)	INC	234 (30.27)	126 (16.3)	NTK	88 (11.38)	91 (11.77)
75	AIADMK	249 (42.64)	INC	208 (35.62)	41 (7.02)	NTK	65 (11.13)	62 (10.62)
76	AIADMK	337 (46.81)	INC	219 (30.42)	118 (16.39)	NTK	67 (9.31)	97 (13.47)
77	INC	315 (41.61)	AIADMK	306 (40.42)	9 (1.19)	NTK	67 (8.85)	69 (9.11)
78	AIADMK	244 (55.58)	INC	147 (33.49)	97 (22.09)	NTK	24 (5.47)	24 (5.47)
79	AIADMK	247 (53.7)	INC	136 (29.57)	111 (24.13)	MNM	34 (7.39)	43 (9.35)
80	AIADMK	232 (53.33)	INC	129 (29.66)	103 (23.67)	NTK	34 (7.82)	40 (9.2)
81	INC	161 (38.89)	AIADMK	155 (37.44)	6 (1.45)	NTK	47 (11.35)	51 (12.32)
81A	AIADMK	163 (46.18)	INC	125 (35.41)	38 (10.77)	NTK	32 (9.07)	33 (9.35)
82	INC	166 (40.1)	AIADMK	143 (34.54)	23 (5.56)	NTK	55 (13.29)	50 (12.08)
82A	AIADMK	171 (44.42)	INC	134 (34.81)	37 (9.61)	NTK	34 (8.83)	46 (11.95)
83	INC	143 (41.21)	AIADMK	130 (37.46)	13 (3.75)	NTK	40 (11.53)	34 (9.8)
83A	AIADMK	147 (47.57)	INC	104 (33.66)	43 (13.91)	MNM	26 (8.41)	32 (10.36)
84	AIADMK	189 (48.46)	INC	121 (31.03)	68 (17.43)	NTK	49 (12.56)	31 (7.95)

Contd....

## DISCLAIMER

The Terms of Use and Disclaimer of Datanet India Private Limited (hereinafter referred to as "Datanet") for use of this analysis report of **Erode (East) Assembly Constituency (Erode (East) Vidhan Sabha)** :-

1. **Assembly Factbook™** is a Registered Trade Mark owned by Datanet.
2. All the maps are sketched and graphical representation only and have not been drawn to the scale and also not to represent the actual geographical area or boundary of the unit.
3. The data for the aforesaid analysis is based on authentic sources and has been culled from the various publications of Census, CSO and NSSO for district and block level data, various central and state government departments, Central & State Elections Commissions and the concerned Returning Officers' releases, Electoral Rolls, Election results and allied publications, internal assessment, surveys, estimates and analysis. Therefore, certain adjustment of data at micro level may have been done to arrive closer to the macro data.
4. Data have been provided on an "As Is" and "As AVAILABLE" basis
5. The colours shown in the maps or diagram and charts of a particular party, alliance or AC are indicative and do not represent them.
6. This publication which includes maps, sheets, graphs and data would be the property under copyright of Datanet only. The user may use these for its internal study, analysis and research purposes. It's public display, re-selling or any commercial uses by the user are not allowed.
7. Datanet has taken due care and caution in compilation and processing of data and allied information, but does not guarantee the accuracy, adequacy or completeness of any information/analysis and will be not responsible for any errors or omissions or for the results obtained from the use of such information/analysis.
8. All the contents for the publication have been culled from various authentic sources and Datanet reasonably believes such sources to be reliable, but does not make any representations, express or implied as to the accuracy or fitness of use of such information. The information or contents of the information/analysis do not constitute advice and should not be relied upon in making (or refraining from making) any decision. Any reliance placed upon the information provided by Datanet is the sole responsibility and strictly at the user's risk.
9. In no event will Datanet be liable for any damages (including, without limitation, damages for loss of business projects, or loss of profits) arising in contract, tort or otherwise from the use of or inability to use any of its contents, or from any action taken (or refrained from being taken) as a result of using the analysis or any of its contents. Datanet its directors, owners, editors, officials, employees, distributor and agents or any associate will not be liable for any errors in the information contained or any consequences arising from the use of the contents of the provided information/analysis.
10. If any provision of these terms and conditions is held invalid or illegal or unenforceable for any reason by any court of competent jurisdiction, such provision shall be severed and the remainder of provisions of the terms and conditions shall continue in full force and effect as if the Term of Use had been executed with the invalid, illegal or unenforceable provision eliminated.
11. If there are any discrepancies in the information provided, please bring it to attention of Datanet for suitable rectification measures.

**Buy Online This Complete Book At**  
**Datanet India eBooks Store**

[www.indiastatpublications.com](http://www.indiastatpublications.com)

or go directly at

[http://www.indiastatpublications.com/  
Assembly\\_factbook/Tamil\\_Nadu/Erode/ Erode\\_\(East\)](http://www.indiastatpublications.com/Assembly_factbook/Tamil_Nadu/Erode/Erode_(East))

 **indiastat**elections

