



Tamil Nadu

# Assembly Factbook™

Madurai Central Assembly Constituency

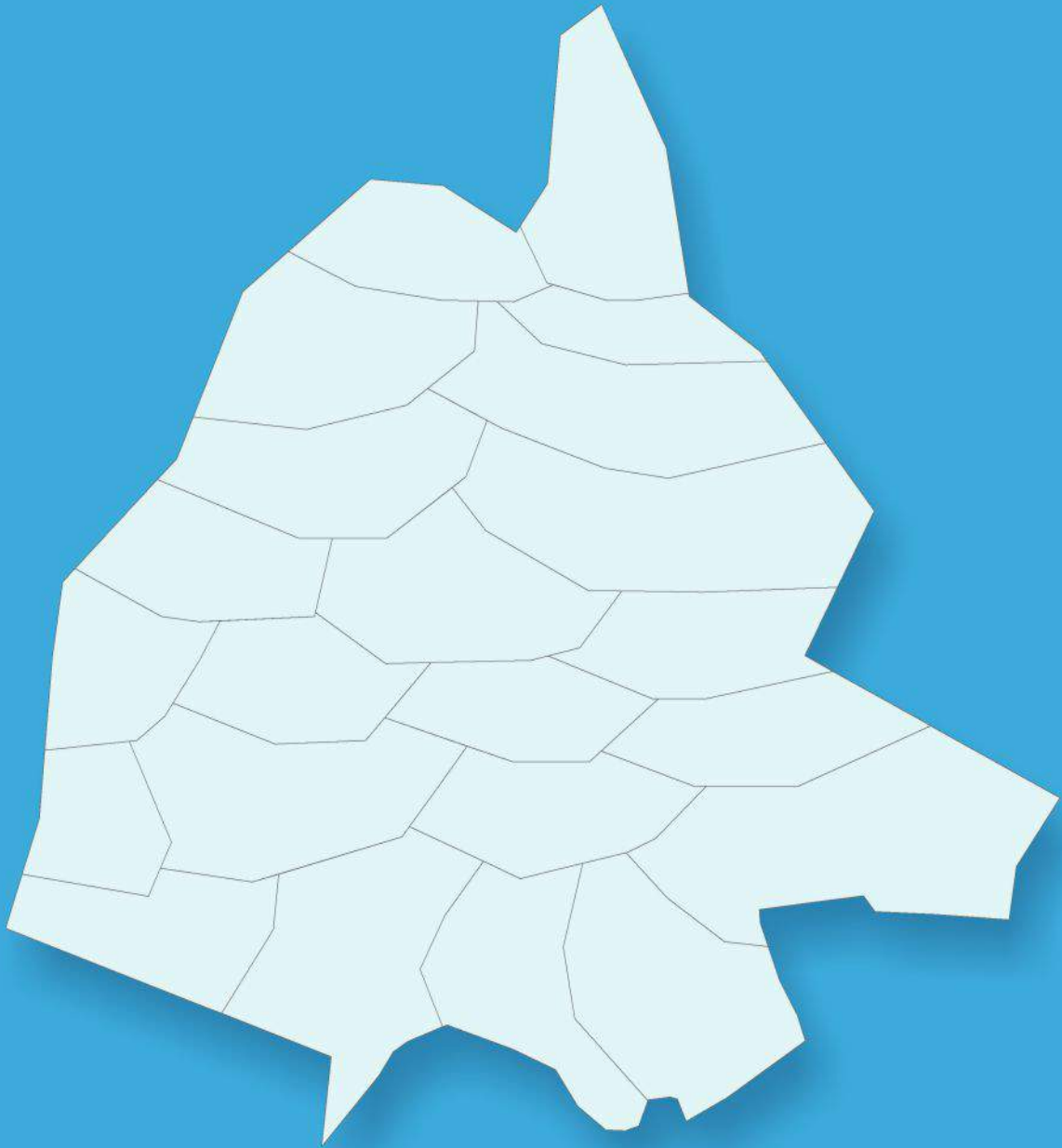


Key Electoral Data of Madurai Central  
Assembly Constituency (Vidhan Sabha)

Tamil Nadu

# **Assembly Factbook**<sup>TM</sup>

Madurai Central Assembly Constituency



Madurai Central Vidhan Sabha

## **Editor & Director**

Dr. R.K. Thukral

## **Research Editor**

Dr. Shafeeq Rahman

## **Compiled, Researched and Published by Datanet India Pvt. Ltd.**

D-100, 1st Floor,

Okhla Industrial Area, Phase-I,  
New Delhi- 110020.

Ph.: 91-11- 43580781-84

Email : support@indiastatpublications.com

Website : www.indiastatelections.com

## **Online Book Store :**

www.indiastatpublications.com

**Report No. :** AFB/TN-193-0123

**ISBN :** 978-93-5313-783-0

**First Edition :** January, 2018

**Sixth Updated Edition :** January, 2023

**Price :** Rs. 11500/-

US\$ 310

© **Datanet India Pvt. Ltd.**

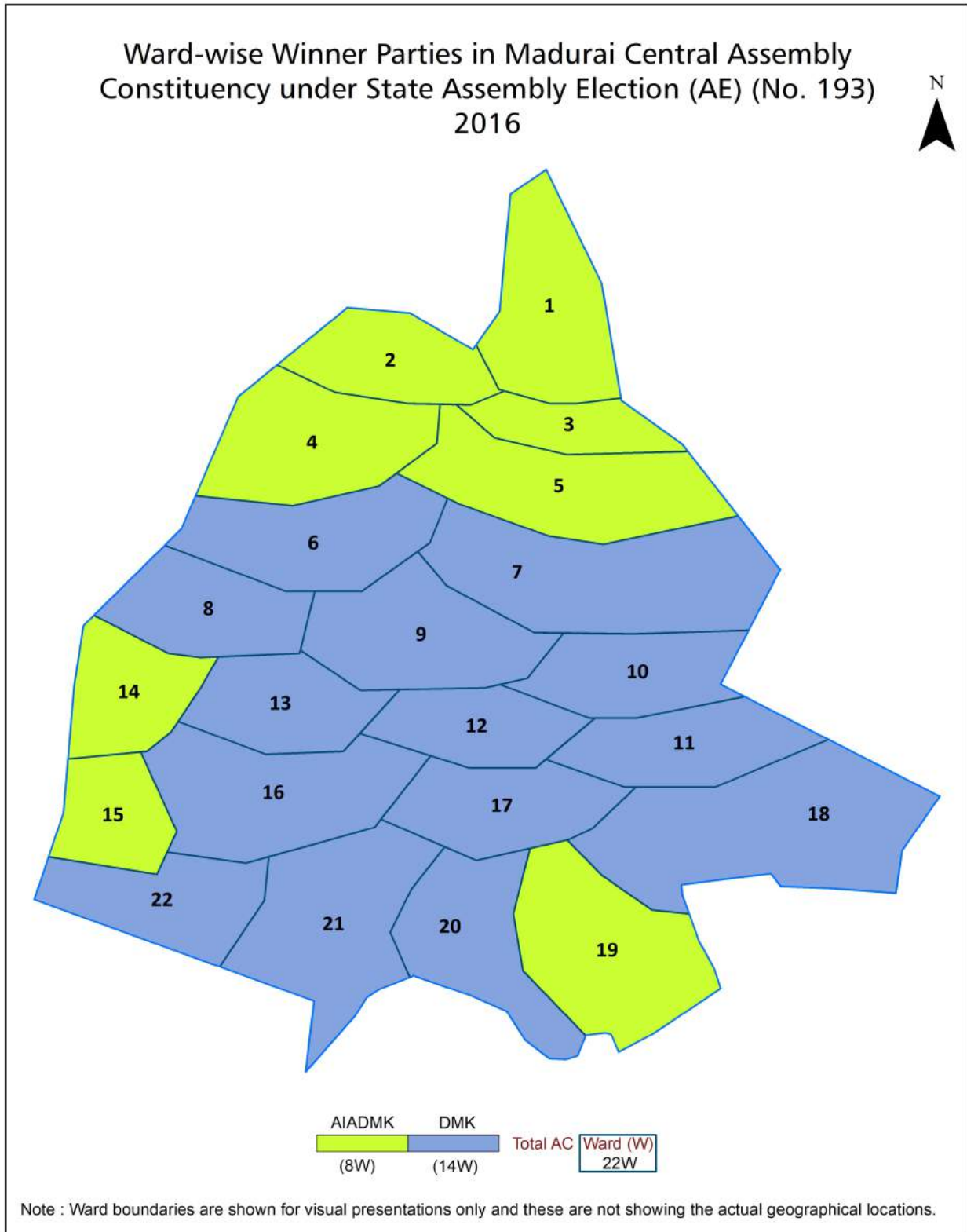
All rights reserved. No part of this book may be reproduced, stored in a retrieval system or transmitted in any form or by any means, mechanical photocopying, photographing, scanning, recording or otherwise without the prior written permission of the publisher. Please refer to Disclaimer at page no. 202 for the use of this publication.

Printed in India

## Contents

No.	Particulars	Page No.
	<b>Introduction</b>	
1	Assembly Constituency - (Vidhan Sabha) at a Glance   Features of Assembly as per Delimitation Commission of India (2008)	1-2
	<b>Location and Political Maps</b>	
2	Location Map   Boundaries of Assembly Constituency - (Vidhan Sabha) in District   Boundaries of Assembly Constituency under Parliamentary Constituency - (Lok Sabha)   Ward-wise Winner Parties- 2021, 2019, 2016, 2014, 2011 and 2009	3-11
	<b>Administrative Setup (2011)</b>	
3	District   Sub-district   Towns   Villages   Inhabited Villages   Uninhabited Villages   Village Panchayat   Intermediate Panchayat	12
	<b>Demographics (2011)</b>	
4	Population   Households   Rural/Urban Population   Ward by Population Size   Sex Ratio (Total & 0-6 Years)   Religious Population   Social Population   Literacy Rate	13-14
	<b>Electoral Features</b>	
5	Important Dates of Last Elections Held   Electors by Gender   Service Electors   Voters   Voters Turnout   Polling Stations & Average Number of Electors per Polling Station   Electors by Age Group   Present Elected Representatives	15-20
	<b>Historical Summary Election Results</b>	
6	Vote Share of Major Parties   Winning Margin (Number & Percentage)   Polarity of Parties   Summary Result of Assembly Segment of Parliamentary Elections 2019, 2014, 2009, 2004 and 1999   Summary Result of Assembly Elections 2021, 2016, 2011, 2006, 2001, 1996, 1991, 1989, 1984, 1980, 1977, 1971 and 1967	21-42
	<b>Polling Station Level Election Results</b>	
7	Name and Number of Polling Station 2021, 2019, 2016, 2014, 2011 and 2009   Polling Station-wise Electors, Voters & Voters Turnout 2021, 2019, 2016, 2014, 2011 and 2009   Polling Station wise Elections Results 2021, 2019, 2016, 2014, 2011 and 2009	43-197
	<b>Share of Assembly Constituency</b>	
8	Share of Assembly Constituency - (Vidhan Sabha) in State, District and Parliamentary Constituency - (Lok Sabha)	198
9	<b>Abbreviation &amp; Sources</b>	199-201
10	<b>Disclaimer</b>	202

Location & Political Map

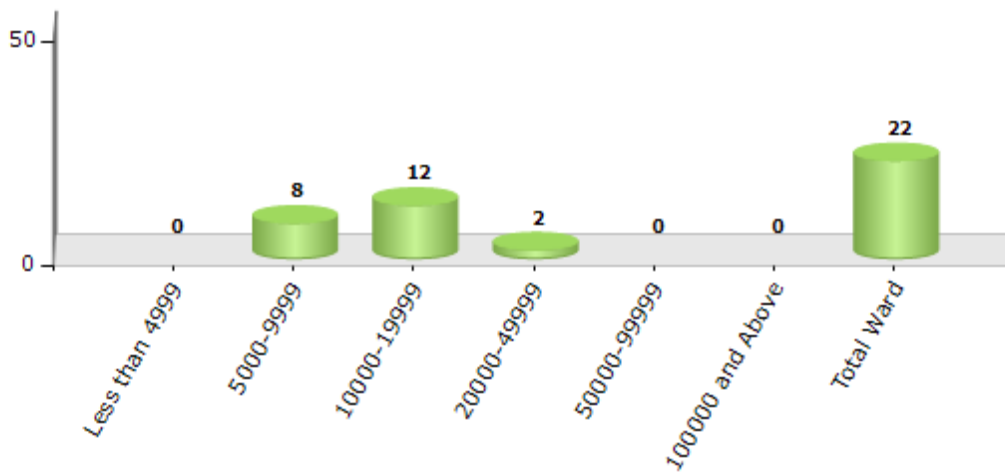


## Demographics

### Number of Ward by Population Size - 2011

Less than 4999	5000-9999	10000-19999	20000-49999	50000-99999	100000 and Above	Total Ward
0	8	12	2	0	0	22

Number of Ward by Population Size - 2011

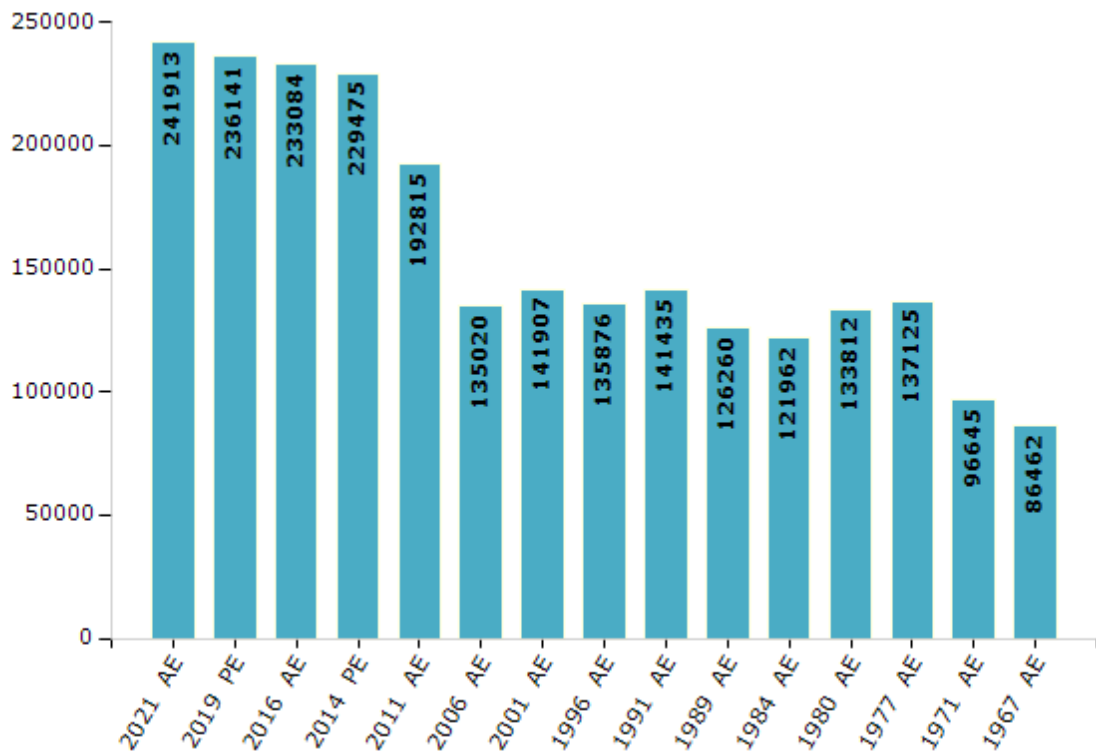


## Electoral Features

### Electors by Male & Female

Year	Male	Female	Others	Total	Year	Male	Female	Others	Total
2021 AE	118170	123726	17	241913	1999 PE	-	-	-	-
2019 PE	115756	120371	14	236141	1996 AE	70002	65874	-	135876
2016 AE	114451	118625	8	233084	1991 AE	74806	66629	-	141435
2014 PE	113618	115855	2	229475	1989 AE	66446	59814	-	126260
2011 AE	96153	96662	-	192815	1984 AE	64028	57934	-	121962
2009 PE	-	-	-	-	1980 AE	71545	62267	-	133812
2006 AE	67896	67124	-	135020	1977 AE	73233	63892	-	137125
2004 PE	-	-	-	-	1971 AE	51280	45365	-	96645
2001 AE	73370	68537	-	141907	1967 AE	-	-	-	86462

Number of Electors



Note : AE : Assembly Election, PE : Assembly Segment of Parliamentary Election

## Historical Summary Election Results

### Summary Result of Assembly Election - 2016

Candidate Name	Party	Votes	Votes %
Palanivel Thiagarajan	DMK	64662	42.55
Jeyabal M	AIADMK	58900	38.75
Sivamuthukumar D	DMDK	11235	7.39
Karthik Prabu M	BJP	6926	4.56
Vetrikumaran C	NTK	2998	1.97
Jafar Sulthan Ibrahim M	SDPI	1686	1.11
Selvam T	PMK	1007	0.66
Sudhakar R	AIFB	471	0.31
Balasubramanian R	IND	253	0.17
Thavamani A	BSP	203	0.13
Vel S	IND	161	0.11
Muthuraja K.M	IND	156	0.1
Shahul Hameed A	IND	135	0.09
Karmegam M	IND	106	0.07
Sathiyendran N	IND	97	0.06
Soundaram G T	LJP	95	0.06
Rajkumar S	IND	88	0.06
Navaneethakrishnan R	IND	74	0.05
Avadainathan V	IND	46	0.03
	NOTA	2683	1.77



**Polling Station Level Election Results**

**Number and Name of Polling Stations (PS) (2021)**

<b>Number of Polling Stations</b>	<b>Name of Polling Stations</b>	<b>Number of Polling Stations</b>	<b>Name of Polling Stations</b>
1	Thiru.Vi.Ka Corporation High. School, North R C C Building, Thathaneri Main Road Madurai-20	14A	Fatima Womens College, Marine Building Room No.3 East Side Vilangudi
1A	Thiru.Vi.Ka Corporation High. School, North R C C Building, Thathaneri Main Road Madurai-20	15	Maha Matriculation Hr.Sec. School, Southern Side Rcc Building, Thathaneri Main Roadmadurai
2	Thiru.Vi.Ka.Corporationhigh School , Entrance South Side Building West Portion, Thathaneri Main Road Madurai-20	15A	Maha Matriculation Hr.Sec. School, Southern Side Rcc Building, Thathaneri Main Roadmadurai
3	Fatima Womens College, Marine Building Room No.5 Vilankudi-625018`	16	Maha Matriculation Hr.Sec. School, Southern Side, Rcc Building, Thathaneri Main Road Madurai
3A	Fatima Womens College, Marine Building Room No.5 Vilankudi-625018`	16A	Maha Matriculation Hr.Sec. School, Southern Side, Rcc Building, Thathaneri Main Road Madurai
4	Shanthy Vidhyalaya Middle School , Light Roof Building North Side Central Side Vilankudi	17	Maha Matriculation Hr.Sec. School, Eastern Side Room No-1, Thathaneri Main Road Madurai
4A	Shanthy Vidhyalaya Middle School , Light Roof Building North Side Central Side Vilankudi	17A	Maha Matriculation Hr.Sec. School, Eastern Side Room No-1, Thathaneri Main Road Madurai
5	Shanthy Vidhyalaya Middle School , Light Roof Building North Side West Side Vilankudi	18	Fatima Womens College, Vilangudi, Main Strong Building Room No 2
6	St..John Britto Middle School , Rcc Building Westside 1St Room Thathaneri Main Road Madurai - 20	19	Fatima Womens College, Vilangudi, East Block Room No Mb2
6A	St..John Britto Middle School , Rcc Building Westside 1St Room Thathaneri Main Road Madurai - 20	19A	Fatima Womens College, Vilangudi, East Block Room No Mb2
7	St..John Britto Middle School , Rcc Building West Side 1St Room Thathaneri Main Road, Madurai -20	20	Maha Matriculation Hr.Sec. School , Thathaneri Main Road Eastern Side Rcc Building
7A	St..John Britto Middle School , Rcc Building West Side 1St Room Thathaneri Main Road, Madurai -20	20A	Maha Matriculation Hr.Sec. School , Thathaneri Main Road Eastern Side Rcc Building
8	Corporation Elementary School, , Anumar Kovil Street, Thathaneri Main Road Backside Rcc Building Madurai-20	21	Maha Matriculation Hr.Sec. School , Thathaneri Main Road North Side Cutting Room-2
9	Corporation Elementary School, , Anumar Kovil Street, Thathaneri Main Road North Side Building Madurai-20	21A	Maha Matriculation Hr.Sec. School , Thathaneri Main Road North Side Cutting Room-2
9A	Corporation Elementary School, , Anumar Kovil Street, Thathaneri Main Road North Side Building Madurai-20	22	Maha Matriculation Hr.Sec. School North Side End Room-2, Thathaneri Main Road
10	Corporation Elementary School, , Anumar Kovil Street, Thathaneri Main Road 5Th Class Room Madurai-20	23	Corporation Primary School North Side, East Wing Room:2, Anumar Kovil Street, Thathaneri - 625018
10A	Corporation Elementary School, , Anumar Kovil Street, Thathaneri Main Road 5Th Class Room Madurai-20	23A	Corporation Primary School North Side, East Wing Room:2, Anumar Kovil Street, Thathaneri - 625018
11	Corporation Elementary School, , Anumar Kovil Street, Thathaneri Main Road North Side Building Middle Room Madurai-20	24	Thiru. Vi. Ka Corporation High. School North Block Room No-17, Thathaneri Main Road - 625019
12	Fatima Womens College, Vilangudi, Main Building Room No 3 -625018	24A	Thiru. Vi. Ka Corporation High. School North Block Room No-17, Thathaneri Main Road - 625019
13	Fatima Womens College, Vilangudi, Middle Block Room No 4-625018	25	Thiru. Vi. Ka Corporation High. School South Side Building, Thathaneri Main Road -625019
14	Fatima Womens College, Marine Building Room No.3 East Side Vilangudi	25A	Thiru. Vi. Ka Corporation High. School South Side Building, Thathaneri Main Road -625019

Contd....

**Polling Station Level Election Results**

**Polling Station-wise Votes Secured by Overall Top Five Parties in Madurai Central Assembly in Assembly Election (AE) under Madurai Parliamentary Constituency in Tamil Nadu (2021)**

Number of Polling Station	Winner - Palanivel Thiaga Rajan (DMK)	Runner-up - Jothi Muthuramalingam N (AIADMK)	3rd - Mani B (MNM)	4th - Pandiammal J (NTK)	5th - Kremmer Suresh (IND)	NOTA	Other	Total Votes Secured
22	182	118	32	75	8	4	18	437
23	175	112	26	69	23	2	19	426
23A	169	172	24	29	9	0	17	420
24	192	86	21	35	14	2	22	372
24A	176	100	20	20	4	0	25	345
25	161	73	30	44	5	3	31	347
25A	166	93	18	19	5	3	28	332
26	209	82	30	50	5	5	31	412
26A	194	127	37	17	0	4	22	401
27	263	132	29	56	10	7	14	511
28	351	188	53	87	6	6	37	728
29	228	171	42	96	3	7	21	568
30	252	183	48	51	5	2	23	564
31	193	96	42	40	9	4	12	396
31A	176	133	33	34	8	3	16	403
32	224	97	27	47	7	4	6	412
32A	229	157	25	26	9	2	10	458
33	310	120	25	35	4	5	16	515
34	157	128	32	30	4	4	8	363
34A	191	141	27	5	1	7	6	378
35	177	163	60	42	9	4	15	470
36	243	148	64	56	13	7	11	542
37	179	100	40	51	8	1	8	387
37A	162	114	47	24	7	5	6	365
38	278	36	26	24	27	2	5	398
38A	301	57	21	16	13	3	9	420
39	191	228	87	54	19	9	13	601
40	383	100	57	28	16	2	12	598
41	212	159	33	31	11	4	30	480
42	230	130	43	25	10	1	9	448
43	203	284	85	37	0	13	13	635
44	246	209	100	45	7	9	18	634
45	159	111	57	42	11	4	9	393
45A	145	130	40	23	11	6	7	362
46	168	109	39	56	15	6	7	400

Contd....

## Polling Station Level Election Results

### Winner, Runner-up and 3rd Party Position & Winning Margin According to Polling Stations in Madurai Central Assembly in Assembly Election (AE) under Madurai Parliamentary Constituency in Tamil Nadu (2021)

Polling Station Number	Winner Party	Winner Votes (%)	Runner-up Party	Runner-up Votes (%)	Winning Margin Votes (%)	Third Party	Third Party Votes (%)	Other Votes (%)
48A	AIADMK	171 (41.71)	DMK	141 (34.39)	30 (7.32)	MNM	54 (13.17)	44 (10.73)
49	DMK	163 (36.06)	AIADMK	153 (33.85)	10 (2.21)	MNM	68 (15.04)	68 (15.04)
49A	AIADMK	198 (45.73)	DMK	114 (26.33)	84 (19.4)	MNM	89 (20.55)	32 (7.39)
50	DMK	152 (33.63)	AIADMK	138 (30.53)	14 (3.1)	MNM	117 (25.88)	45 (9.96)
51	DMK	167 (38.13)	AIADMK	133 (30.37)	34 (7.76)	MNM	65 (14.84)	73 (16.67)
51A	DMK	176 (41.31)	AIADMK	143 (33.57)	33 (7.74)	MNM	66 (15.49)	41 (9.62)
52	AIADMK	274 (42.09)	DMK	236 (36.25)	38 (5.84)	MNM	63 (9.68)	78 (11.98)
53	DMK	235 (49.58)	AIADMK	113 (23.84)	122 (25.74)	NTK	51 (10.76)	75 (15.82)
53A	DMK	239 (49.28)	AIADMK	156 (32.16)	83 (17.12)	MNM	36 (7.42)	54 (11.13)
54	AIADMK	219 (39.18)	DMK	191 (34.17)	28 (5.01)	MNM	98 (17.53)	51 (9.12)
55	DMK	238 (40.48)	AIADMK	199 (33.84)	39 (6.64)	MNM	89 (15.14)	62 (10.54)
56	DMK	147 (36.12)	AIADMK	145 (35.63)	2 (0.49)	MNM	49 (12.04)	66 (16.22)
56A	AIADMK	186 (48.69)	DMK	117 (30.63)	69 (18.06)	MNM	37 (9.69)	42 (10.99)
57	DMK	170 (41.36)	AIADMK	121 (29.44)	49 (11.92)	MNM	64 (15.57)	56 (13.63)
57A	DMK	168 (43.3)	AIADMK	130 (33.51)	38 (9.79)	MNM	54 (13.92)	36 (9.28)
58	DMK	176 (36.67)	AIADMK	143 (29.79)	33 (6.88)	MNM	74 (15.42)	87 (18.13)
58A	AIADMK	171 (38.43)	DMK	131 (29.44)	40 (8.99)	MNM	90 (20.22)	53 (11.91)
59	DMK	175 (33.59)	AIADMK	162 (31.09)	13 (2.5)	MNM	94 (18.04)	90 (17.27)
60	DMK	150 (40.65)	AIADMK	111 (30.08)	39 (10.57)	MNM	67 (18.16)	41 (11.11)
61	DMK	144 (40.45)	AIADMK	94 (26.4)	50 (14.05)	MNM	64 (17.98)	54 (15.17)
61A	DMK	125 (38.11)	AIADMK	109 (33.23)	16 (4.88)	MNM	62 (18.9)	32 (9.76)
62	DMK	161 (38.42)	AIADMK	104 (24.82)	57 (13.6)	MNM	58 (13.84)	96 (22.91)
62A	AIADMK	164 (44.69)	DMK	113 (30.79)	51 (13.9)	MNM	43 (11.72)	47 (12.81)
63	DMK	136 (38.97)	AIADMK	85 (24.36)	51 (14.61)	MNM	43 (12.32)	85 (24.36)
63A	DMK	172 (42.47)	AIADMK	150 (37.04)	22 (5.43)	MNM	30 (7.41)	53 (13.09)
64	DMK	181 (45.94)	AIADMK	95 (24.11)	86 (21.83)	MNM	49 (12.44)	69 (17.51)
64A	DMK	134 (39.88)	AIADMK	113 (33.63)	21 (6.25)	MNM	46 (13.69)	43 (12.8)
65	DMK	194 (37.02)	AIADMK	185 (35.31)	9 (1.71)	MNM	74 (14.12)	71 (13.55)
66	DMK	209 (41.22)	AIADMK	99 (19.53)	110 (21.69)	IND (KS)	71 (14)	128 (25.25)
66A	DMK	195 (40.29)	AIADMK	128 (26.45)	67 (13.84)	MNM	51 (10.54)	110 (22.73)
67	DMK	193 (41.24)	AIADMK	129 (27.56)	64 (13.68)	MNM	67 (14.32)	79 (16.88)
68	DMK	128 (38.21)	AIADMK	100 (29.85)	28 (8.36)	IND (KS)	33 (9.85)	74 (22.09)
68A	AIADMK	123 (39.17)	DMK	96 (30.57)	27 (8.6)	MNM	45 (14.33)	50 (15.92)
69	DMK	166 (43.01)	AIADMK	87 (22.54)	79 (20.47)	MNM	44 (11.4)	89 (23.06)
70	AIADMK	184 (35.45)	DMK	163 (31.41)	21 (4.04)	MNM	71 (13.68)	101 (19.46)
71	DMK	166 (45.6)	AIADMK	76 (20.88)	90 (24.72)	MNM	36 (9.89)	86 (23.63)
71A	DMK	152 (40.21)	AIADMK	111 (29.37)	41 (10.84)	MNM	43 (11.38)	72 (19.05)

Contd....

## DISCLAIMER

The Terms of Use and Disclaimer of Datanet India Private Limited (hereinafter referred to as "Datanet") for use of this analysis report of **Madurai Central Assembly Constituency (Madurai Central Vidhan Sabha)** :-

1. **Assembly Factbook™** is a Registered Trade Mark owned by Datanet.
2. All the maps are sketched and graphical representation only and have not been drawn to the scale and also not to represent the actual geographical area or boundary of the unit.
3. The data for the aforesaid analysis is based on authentic sources and has been culled from the various publications of Census, CSO and NSSO for district and block level data, various central and state government departments, Central & State Elections Commissions and the concerned Returning Officers' releases, Electoral Rolls, Election results and allied publications, internal assessment, surveys, estimates and analysis. Therefore, certain adjustment of data at micro level may have been done to arrive closer to the macro data.
4. Data have been provided on an "As Is" and "As AVAILABLE" basis
5. The colours shown in the maps or diagram and charts of a particular party, alliance or AC are indicative and do not represent them.
6. This publication which includes maps, sheets, graphs and data would be the property under copyright of Datanet only. The user may use these for its internal study, analysis and research purposes. It's public display, re-selling or any commercial uses by the user are not allowed.
7. Datanet has taken due care and caution in compilation and processing of data and allied information, but does not guarantee the accuracy, adequacy or completeness of any information/analysis and will be not responsible for any errors or omissions or for the results obtained from the use of such information/analysis.
8. All the contents for the publication have been culled from various authentic sources and Datanet reasonably believes such sources to be reliable, but does not make any representations, express or implied as to the accuracy or fitness of use of such information. The information or contents of the information/analysis do not constitute advice and should not be relied upon in making (or refraining from making) any decision. Any reliance placed upon the information provided by Datanet is the sole responsibility and strictly at the user's risk.
9. In no event will Datanet be liable for any damages (including, without limitation, damages for loss of business projects, or loss of profits) arising in contract, tort or otherwise from the use of or inability to use any of its contents, or from any action taken (or refrained from being taken) as a result of using the analysis or any of its contents. Datanet its directors, owners, editors, officials, employees, distributor and agents or any associate will not be liable for any errors in the information contained or any consequences arising from the use of the contents of the provided information/analysis.
10. If any provision of these terms and conditions is held invalid or illegal or unenforceable for any reason by any court of competent jurisdiction, such provision shall be severed and the remainder of provisions of the terms and conditions shall continue in full force and effect as if the Term of Use had been executed with the invalid, illegal or unenforceable provision eliminated.
11. If there are any discrepancies in the information provided, please bring it to attention of Datanet for suitable rectification measures.

**Buy Online This Complete Book At  
Datanet India eBooks Store**

[www.indiastatpublications.com](http://www.indiastatpublications.com)

or go directly at

[http://www.indiastatpublications.com/  
Assembly\\_factbook/Tamil\\_Nadu/Madurai/Madurai\\_Central](http://www.indiastatpublications.com/Assembly_factbook/Tamil_Nadu/Madurai/Madurai_Central)

 **india**stat**elections**

