



Tamil Nadu

# Assembly Factbook™

Kadayanallur Assembly Constituency



Key Electoral Data of Kadayanallur  
Assembly Constituency (Vidhan Sabha)

Tamil Nadu

# Assembly Factbook™

Kadayanallur Assembly Constituency



Kadayanallur Vidhan Sabha

## **Editor & Director**

Dr. R.K. Thukral

## **Research Editor**

Dr. Shafeeq Rahman

## **Compiled, Researched and Published by Datanet India Pvt. Ltd.**

D-100, 1st Floor,

Okhla Industrial Area, Phase-I,  
New Delhi- 110020.

Ph.: 91-11- 43580781-84

Email : support@indiastatpublications.com

Website : www.indiastatelections.com

## **Online Book Store :**

www.indiastatpublications.com

**Report No. :** AFB/TN-221-0125

**ISBN :** 978-93-5313-756-4

**First Edition :** January, 2018

**Eighth Updated Edition :** January, 2025

**Price :** Rs. 11500/-

US\$ 310

**© Datanet India Pvt. Ltd.**

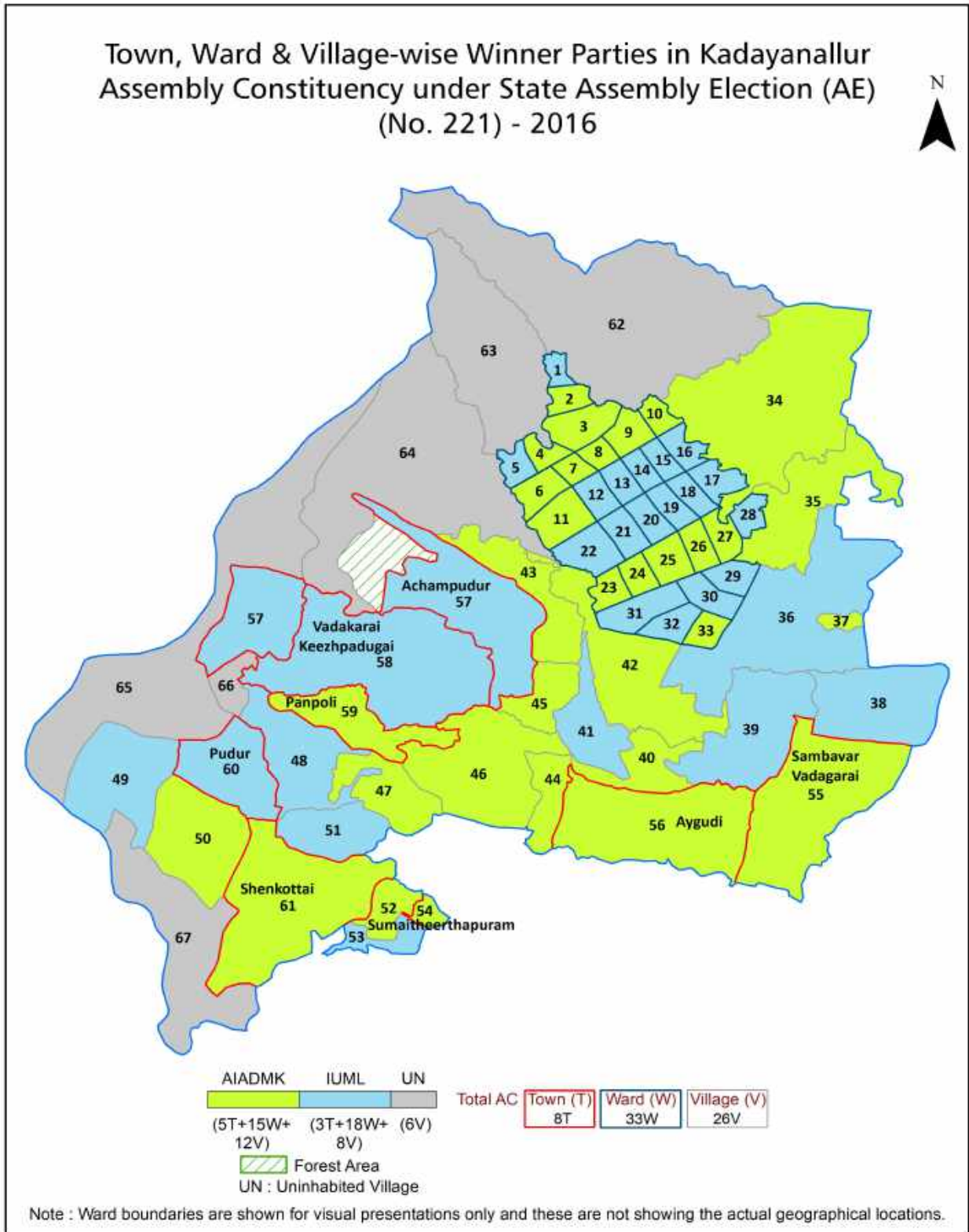
All rights reserved. No part of this book may be reproduced, stored in a retrieval system or transmitted in any form or by any means, mechanical photocopying, photographing, scanning, recording or otherwise without the prior written permission of the publisher. Please refer to Disclaimer at page no. 261 for the use of this publication.

Printed in India

## Contents

No.	Particulars	Page No.
	<b>Introduction</b>	
1	Assembly Constituency - (Vidhan Sabha) at a Glance   Features of Assembly as per Delimitation Commission of India (2008)	1-2
	<b>Location and Political Maps</b>	
2	Location Map   Boundaries of Assembly Constituency - (Vidhan Sabha) in District   Boundaries of Assembly Constituency under Parliamentary Constituency - (Lok Sabha)   Town, Ward & Village-wise Winner Parties- 2024, 2021, 2019, 2016, 2014, 2011 and 2009	3-11
	<b>Administrative Setup (2011)</b>	
3	District   Sub-district   Towns   Villages   Inhabited Villages   Uninhabited Villages   Village Panchayat   Intermediate Panchayat	12-15
	<b>Demographics (2011)</b>	
4	Population   Households   Rural/Urban Population   Towns, Ward and Villages by Population Size   Sex Ratio (Total & 0-6 Years)   Religious Population   Social Population   Literacy Rate	16-18
	<b>Electoral Features</b>	
5	Important Dates of Last Elections Held   Electors by Gender   Service Electors   Voters   Voters Turnout   Polling Stations & Average Number of Electors per Polling Station   Electors by Age Group   Present Elected Representatives	19-24
	<b>Historical Summary Election Results</b>	
6	Vote Share of Major Parties   Winning Margin (Number & Percentage)   Polarity of Parties   Summary Result of Assembly Segment of Parliamentary Elections 2024, 2019, 2014, 2009, 2004 and 1999   Summary Result of Assembly Elections 2021, 2016, 2011, 2006, 2001, 1996, 1991, 1989, 1984, 1980, 1977, 1971 and 1967	25-46
	<b>Polling Station Level Election Results</b>	
7	Name and Number of Polling Station 2024, 2021, 2019, 2016, 2014, 2011 and 2009   Polling Station-wise Electors, Voters & Voters Turnout 2024, 2021, 2019, 2016, 2014, 2011 and 2009   Polling Station wise Elections Results 2024, 2021, 2019, 2016, 2014, 2011 and 2009	47-240
	<b>Share of Assembly Constituency</b>	
8	Share of Assembly Constituency - (Vidhan Sabha) in State, District and Parliamentary Constituency - (Lok Sabha)	241
	<b>Socio-Economic Amenities (2011)</b>	
9	Access to Administrative Units   Agricultural, Manufacturing and Industrial Commodities   Demographic Indicators   Education   Health & Manpower   Drinking Water Supply   Sanitation   Entertainment and Recreations Infrastructure   Power   Food Allocation Distribution and Marketing of Agriculture Commodities Infrastructure   Transport and Road Infrastructure   Communication   Banking and Financial Services   Land Use   Irrigation Source	242-257
10	<b>Abbreviation &amp; Sources</b>	258-260
11	<b>Disclaimer</b>	261

Location & Political Map





## Administrative Setup

### List of Village Panchayat & Intermediate Panchayat (Block) Name

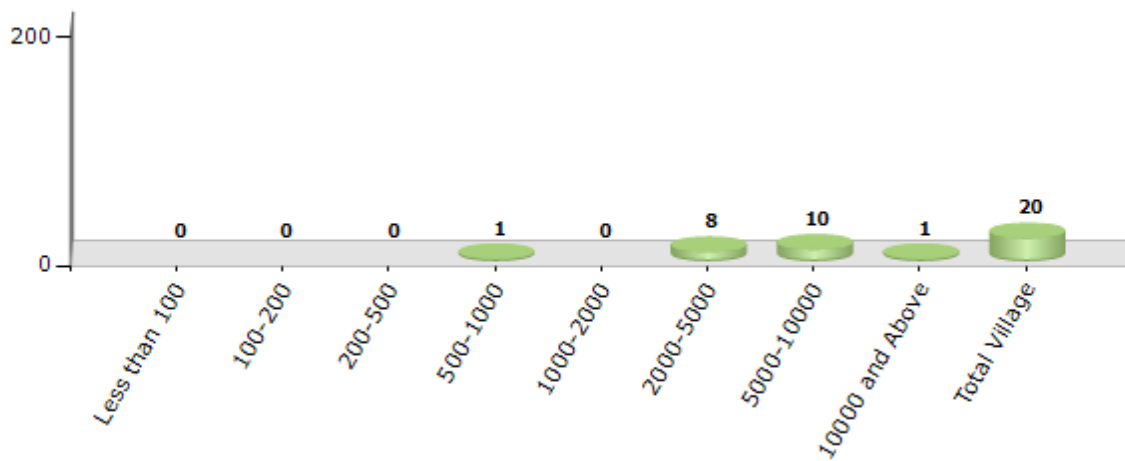
Village Name	Village Panchayat Name	Intermediate Panchayat Name
Boganallur	Boganallur	Kadayanallur
Chockampatti	Chockampatti, Thirukudapuram, Punnaiahpuram	Kadayanallur
Elathur	Elathur, Seevanallur	Shenkottai
Idaikal	Idaikal	Kadayanallur
Kambaneri Pudukudi	Kambaneri , Pudukudi	Kadayanallur
Kanagasabapathiperi	Kambaneri	Kadayanallur
Kanakkupillaivalasai	Kanakkupillaivalasai	Tenkasi
Karkudi	Karkudi	Shenkottai
Kasidharmam	Kasidarnnam	Kadayanallur
Kilankadu	Kilankadu	Shenkottai
Kodikurichi	Kodiluruchi	Kadayanallur
Nainaragaram	Nainaragaram	Kadayanallur
Neduvayal	Neduvayal	Kadayanallur
Periapillaivalasai	Periyapillaivalasai	Tenkasi
Piranoor	Piranoor	Tenkasi
Poygai	Poygai	Kadayanallur
Puliyarai	Puliyarai, Thekkumedu	Shenkottai
Tenpottai	Thenpottai	Tenkasi
Urmelazhagian	Urmelagiyan, Velayudapuram	Kadayanallur
Vallam (Part)	Vallam	Tenkasi

## Demographics

### Number of Villages by Population Size - 2011

Less than 100	100-200	200-500	500-1000	1000-2000	2000-5000	5000-10000	10000 and Above	Total Village
0	0	0	1	0	8	10	1	20

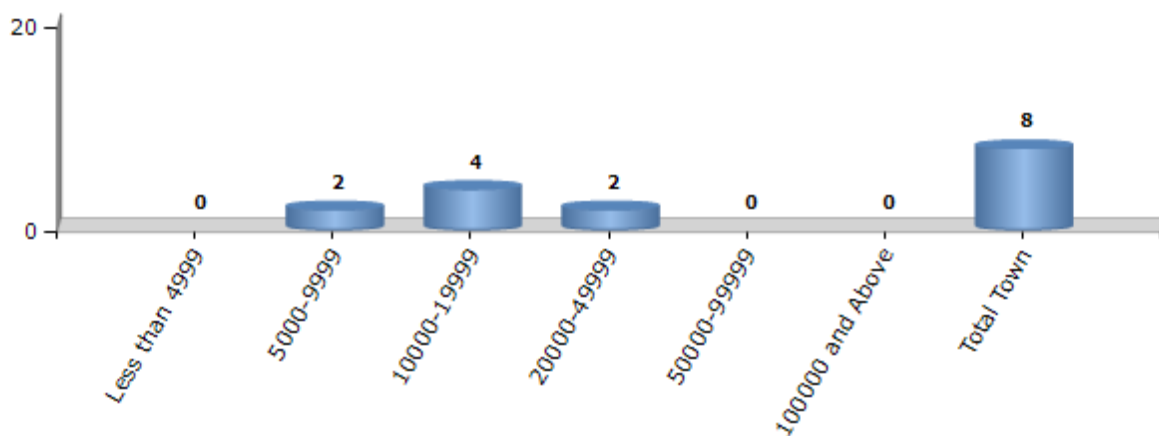
Number of Villages by Population Size - 2011



### Number of Towns by Population Size - 2011

Less than 4999	5000-9999	10000-19999	20000-49999	50000-99999	100000 and Above	Total Town
0	2	4	2	0	0	8

Number of Towns by Population Size - 2011

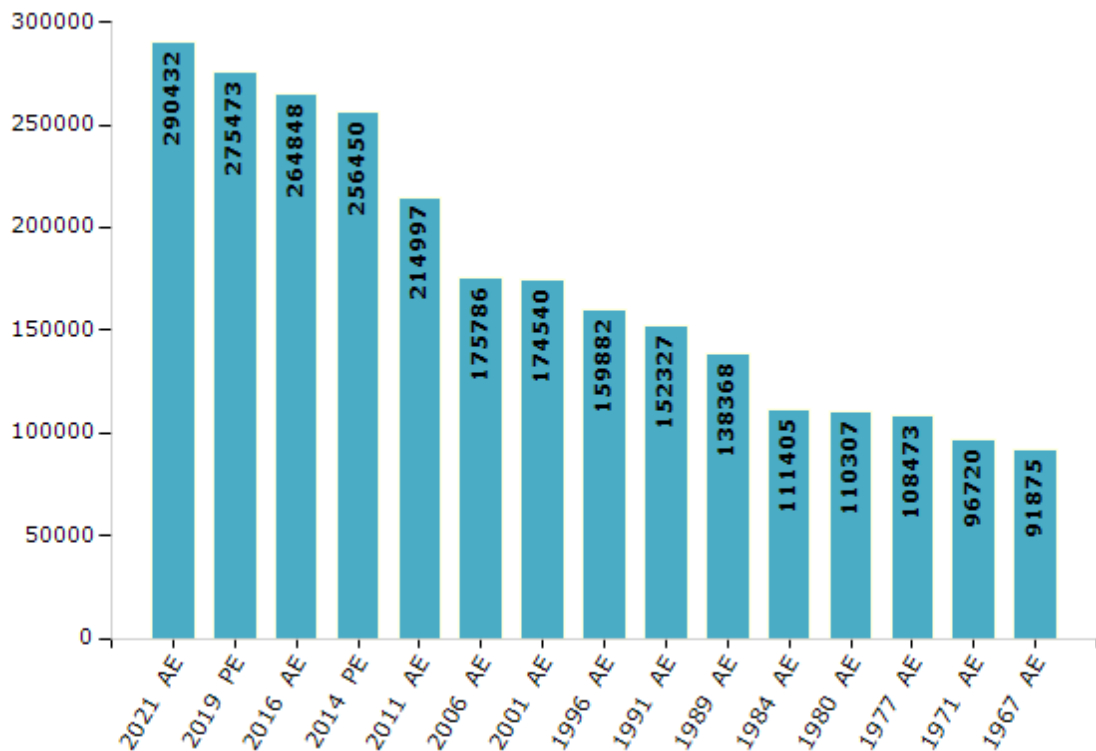


## Electoral Features

### Electors by Male & Female

Year	Male	Female	Others	Total	Year	Male	Female	Others	Total
2021 AE	144445	145982	5	290432	1999 PE	-	-	-	-
2019 PE	137576	137894	3	275473	1996 AE	79601	80281	-	159882
2016 AE	132604	132239	5	264848	1991 AE	75124	77203	-	152327
2014 PE	129374	127075	1	256450	1989 AE	68251	70117	-	138368
2011 AE	108784	106212	1	214997	1984 AE	59656	51749	-	111405
2009 PE	-	-	-	-	1980 AE	53348	56959	-	110307
2006 AE	87420	88366	-	175786	1977 AE	52996	55477	-	108473
2004 PE	-	-	-	-	1971 AE	47261	49459	-	96720
2001 AE	86291	88249	-	174540	1967 AE	-	-	-	91875

Number of Electors



Note : AE : Assembly Election, PE : Assembly Segment of Parliamentary Election



## Historical Summary Election Results

### Summary Result of Assembly Election - 2016

Candidate Name	Party	Votes	Votes %
Muhammed Abubacker.K.A.M	IUML	70763	37.49
Sheik Dawood. S	AIADMK	69569	36.86
Gothai Mariappan	DMDK	15858	8.4
Kathirvelu. V	BJP	14286	7.57
Jabar Ali Usmani.J	SDPI	5993	3.18
Raja Maravan.S	AIFB	3581	1.9
Muthuramalingam .S	NTK	1681	0.89
Thirumalaikumarasamy. M	PMK	1350	0.72
Santhana Mariappan. V	TMMK	844	0.45
Mohamed Abdul Rahman.P	IND	812	0.43
Poobathy Rajapandiyar.R	IND	730	0.39
S.Zahir Abbas	IND	481	0.25
Abdulla.K.M	IND	420	0.22
Karuppasamy.P	IND	210	0.11
Gafoor. M	IND	190	0.1
	NOTA	1969	1.04

## Polling Station Level Election Results

### Number and Name of Polling Stations (PS) (2021)

Number of Polling Stations	Name of Polling Stations	Number of Polling Stations	Name of Polling Stations
1	Govt Hr Sec School South Building Eastern Portion Puliyarai	18	A.G.Primary School , Kannupulimettu
1A	Govt Hr Sec School South Building Eastern Portion Puliyarai	19	Govt.Primary School New Building Kesavapuram
2	Govt Hr Sec School South New Building Western Portion Puliyarai	19A	Govt.Primary School New Building Kesavapuram
2A	Govt Hr Sec School South New Building Western Portion Puliyarai	20	Govt.Primary School Main Building Kesavapuram
3	Govt Hr Sec School ,S.S.A. Building Northern Side Eastern Portion Puliyarai	21	Govt.Primary School Northern Building. Western Side Kattalaikudiyiruppu.
4	Govt Hr Sec School Additional Western Building North Portion Puliyarai	21A	Govt.Primary School Northern Building. Western Side Kattalaikudiyiruppu.
5	Govt Hr Sec School , Additional Building, Hall No 12 8th A East Middle Portion, Puliyarai.	22	Govt.Primary School South Portion Kattalai Kudiyiruppu
6	Govt Hr Sec School Additional Building, Hall No 14 8th A, Puliyarai	23	Govt.Middle School New Building. West Part Southern Portion Karkudi
7	Govt Middle School , West New Building, Southern Portion, 6th Standard Therkumedu, Puliyarai.	24	Govt.Middle School Old Building. Western Portion Karkudi
8	Govt Middle School Northern Side Middle Portion Therkumedu Puliyarai	25	S M S S Govt Boys Hr Sec School Near Village Administrative Office New Building S.S.A. Block (Central Portion ) Sengottai.
9	Govt. Middle School . South Portion Poolan Kudiyiruppu	25A	S M S S Govt Boys Hr Sec School Near Village Administrative Office New Building S.S.A. Block (Central Portion ) Sengottai.
10	Govt. Middle School .West Building Poolan Kudiyiruppu	26	SRM Govt Girls Hr Sec School , West Building, North Facing Sengottai.
10A	Govt. Middle School .West Building Poolan Kudiyiruppu	27	SRM Govt Girls Hr Sec School , East Building, Near Auditorium West Facing, Sengottai.
11	Govt.Middle School Northern Portion Main Building Poolankudiyiruppu	27A	SRM Govt Girls Hr Sec School , East Building, Near Auditorium West Facing, Sengottai.
12	Govt.Middle School North New Building Poolankudiyiruppu	28	S M S S Govt Boys Hr Sec School Main Hall Eastern Portion Sengottai
13	Athithanar Middle School ,Western Portion Lalakudiyiruppu	29	S M S S Govt Boys Hr Sec School ,Central Hall Sengottai
14	Athithanar Middle School ,Eastern Portion Lalakudiyiruppu	30	S M S S Govt Boys Hr Sec School ,North New NABARD Building Centre Portion Sengottai
15	Govt Primary School Western Portion Thavanai	30A	S M S S Govt Boys Hr Sec School ,North New NABARD Building Centre Portion Sengottai
16	A.G.Primary School West Portion, Moondruvaikkal	31	S M S S Govt Boys Hr Sec School North New NABARD Building East Portion Sengottai
16A	A.G.Primary School West Portion, Moondruvaikkal	31A	S M S S Govt Boys Hr Sec School North New NABARD Building East Portion Sengottai
17	A.G.Primary School Southern Building , Moondruvaikkal	32	S M S S Govt Boys Hr Sec School , North NABARD Building Western Portion,Sengottai.

Contd....

## Polling Station Level Election Results

### Polling Station-wise Votes Secured by Overall Top Five Parties in Kadayanallur Assembly in Assembly Election (AE) under Tenkasi Parliamentary Constituency in Tamil Nadu (2021)

Number of Polling Station	Winner - C.Krishna murali (AIADMK)	Runner-up - K.A.M. Muhammed Abubacker (IUML)	3rd - S.Ayya duraipandian (AMMKMNKZ)	4th - M.Muthu lakshmi (NTK)	5th - M. Ambikadevi (MNM)	NOTA	Other	Total Votes Secured
28	465	84	24	15	7	4	13	612
29	384	190	4	22	5	5	8	618
30	209	199	29	25	10	6	5	483
30A	216	210	28	10	8	4	12	488
31	17	313	36	12	0	1	0	379
31A	15	410	48	9	5	2	5	494
32	42	112	11	0	2	2	0	169
33	388	100	22	17	23	1	22	573
34	479	119	15	19	21	7	19	679
35	516	104	18	18	7	1	11	675
36	461	81	49	17	12	0	7	627
37	410	58	30	9	16	6	6	535
38	188	172	15	19	3	3	1	401
38A	190	183	25	14	3	5	12	432
39	349	45	57	11	5	2	2	471
39A	383	53	54	13	3	1	26	533
40	230	69	18	12	5	0	0	334
40A	279	79	15	11	10	1	7	402
41	413	174	63	19	4	2	11	686
42	312	97	42	16	9	1	12	489
43	272	154	19	33	2	1	5	486
43A	281	154	33	17	6	1	15	507
44	309	19	17	16	8	2	2	373
44A	349	29	27	9	7	0	7	428
45	411	25	38	21	10	3	1	509
45A	440	9	31	14	8	1	7	510
46	690	71	40	31	15	4	8	859
47	416	42	8	17	7	7	2	499
48	140	20	54	12	0	2	9	237
49	484	49	200	27	2	4	13	779
50	271	106	56	19	4	2	1	459
50A	298	73	56	17	3	0	9	456
51	205	40	52	45	5	5	11	363
51A	234	41	49	17	6	4	14	365
52	226	52	44	18	7	3	4	354

Contd....

## Polling Station Level Election Results

### Winner, Runner-up and 3rd Party Position & Winning Margin According to Polling Stations in Kadayanallur Assembly in Assembly Election (AE) under Tenkasi Parliamentary Constituency in Tamil Nadu (2021)

Polling Station Number	Winner Party	Winner Votes (%)	Runner-up Party	Runner-up Votes (%)	Winning Margin Votes (%)	Third Party	Third Party Votes (%)	Other Votes (%)
56	AIADMK	321 (44.65)	IUML	257 (35.74)	64 (8.91)	NTK	65 (9.04)	76 (10.57)
57	AIADMK	448 (62.14)	AMMKMNKZ	173 (23.99)	275 (38.15)	IUML	34 (4.72)	66 (9.15)
58	AIADMK	231 (50.11)	IUML	177 (38.39)	54 (11.72)	NTK	32 (6.94)	21 (4.56)
59	AIADMK	207 (51.49)	IUML	154 (38.31)	53 (13.18)	NTK	18 (4.48)	23 (5.72)
60	AIADMK	219 (49.55)	IUML	142 (32.13)	77 (17.42)	NTK	41 (9.28)	40 (9.05)
60A	AIADMK	206 (47.69)	IUML	141 (32.64)	65 (15.05)	NTK	34 (7.87)	51 (11.81)
61	AIADMK	382 (55.52)	IUML	200 (29.07)	182 (26.45)	AMMKMNKZ	44 (6.4)	62 (9.01)
62	IUML	337 (59.33)	AIADMK	148 (26.06)	189 (33.27)	AMMKMNKZ	40 (7.04)	43 (7.57)
63	IUML	292 (76.04)	AIADMK	42 (10.94)	250 (65.1)	AMMKMNKZ	36 (9.38)	14 (3.65)
63A	IUML	318 (78.33)	AIADMK	48 (11.82)	270 (66.51)	AMMKMNKZ	29 (7.14)	11 (2.71)
64	AIADMK	48 (41.38)	IUML	48 (41.38)	0 (0)	AMMKMNKZ	7 (6.03)	13 (11.21)
65	AIADMK	310 (69.98)	IUML	61 (13.77)	249 (56.21)	AMMKMNKZ	45 (10.16)	27 (6.09)
65A	AIADMK	325 (69.15)	IUML	60 (12.77)	265 (56.38)	AMMKMNKZ	49 (10.43)	36 (7.66)
66	AIADMK	184 (50.69)	AMMKMNKZ	108 (29.75)	76 (20.94)	IUML	44 (12.12)	27 (7.44)
67	AIADMK	224 (41.56)	IUML	215 (39.89)	9 (1.67)	AMMKMNKZ	33 (6.12)	67 (12.43)
68	AIADMK	300 (45.39)	AMMKMNKZ	266 (40.24)	34 (5.15)	IUML	45 (6.81)	50 (7.56)
69	AIADMK	126 (51.85)	AMMKMNKZ	53 (21.81)	73 (30.04)	IUML	40 (16.46)	24 (9.88)
70	AIADMK	389 (49.55)	IUML	203 (25.86)	186 (23.69)	AMMKMNKZ	129 (16.43)	64 (8.15)
71	IUML	296 (50.25)	AIADMK	222 (37.69)	74 (12.56)	NTK	39 (6.62)	32 (5.43)
72	AIADMK	199 (49.63)	AMMKMNKZ	122 (30.42)	77 (19.21)	IUML	50 (12.47)	30 (7.48)
73	AIADMK	347 (58.81)	IUML	126 (21.36)	221 (37.45)	AMMKMNKZ	48 (8.14)	69 (11.69)
74	AIADMK	397 (63.72)	IUML	98 (15.73)	299 (47.99)	AMMKMNKZ	68 (10.91)	60 (9.63)
75	IUML	257 (37.91)	AIADMK	243 (35.84)	14 (2.07)	AMMKMNKZ	98 (14.45)	80 (11.8)
76	AIADMK	213 (61.92)	IUML	59 (17.15)	154 (44.77)	AMMKMNKZ	31 (9.01)	41 (11.92)
77	AIADMK	229 (45.44)	AMMKMNKZ	216 (42.86)	13 (2.58)	IUML	37 (7.34)	22 (4.37)
78	AIADMK	119 (28.61)	IUML	115 (27.64)	4 (0.97)	AMMKMNKZ	112 (26.92)	70 (16.83)
78A	AIADMK	145 (34.86)	AMMKMNKZ	125 (30.05)	20 (4.81)	IUML	108 (25.96)	38 (9.13)
79	AIADMK	203 (46.77)	AMMKMNKZ	109 (25.12)	94 (21.65)	IUML	73 (16.82)	49 (11.29)
80	AIADMK	306 (48.11)	IUML	184 (28.93)	122 (19.18)	AMMKMNKZ	84 (13.21)	62 (9.75)
81	AMMKMNKZ	211 (54.24)	AIADMK	138 (35.48)	73 (18.76)	IUML	22 (5.66)	18 (4.63)
82	AMMKMNKZ	391 (54.76)	AIADMK	186 (26.05)	205 (28.71)	IUML	113 (15.83)	24 (3.36)
83	AMMKMNKZ	214 (34.97)	IUML	196 (32.03)	18 (2.94)	AIADMK	141 (23.04)	61 (9.97)
84	IUML	215 (72.88)	AMMKMNKZ	38 (12.88)	177 (60)	AIADMK	24 (8.14)	18 (6.1)
85	IUML	196 (57.99)	AMMKMNKZ	78 (23.08)	118 (34.91)	AIADMK	41 (12.13)	23 (6.8)
85A	IUML	221 (58.47)	AMMKMNKZ	105 (27.78)	116 (30.69)	AIADMK	34 (8.99)	18 (4.76)
86	IUML	270 (54.44)	AMMKMNKZ	93 (18.75)	177 (35.69)	AIADMK	87 (17.54)	46 (9.27)
87	AMMKMNKZ	180 (38.46)	IUML	148 (31.62)	32 (6.84)	AIADMK	109 (23.29)	31 (6.62)

Contd....

## Socio-Economic Amenities - Rural

### Access to Education Facilities

Particulars	Number of Villages (% of Population)				
	Available	Not Available	If Not Available (Distance of Nearest Facility)		
			A	B	C
Govt. Primary School	18 (96)	2 (4)	0 (0)	0 (0)	0 (0)
Private Primary School	15 (77)	5 (23)	0 (0)	0 (0)	0 (0)
Govt. Middle School	15 (77)	5 (23)	5 (23)	0 (0)	0 (0)
Private Middle School	10 (56)	10 (44)	0 (0)	0 (0)	0 (0)
Govt. Secondary School	11 (49)	9 (51)	5 (28)	3 (20)	0 (0)
Private Secondary School	5 (22)	15 (78)	1 (3)	0 (0)	0 (0)
Govt. Senior Secondary School	7 (31)	13 (69)	8 (37)	4 (25)	0 (0)
Private Senior Secondary School	2 (9)	18 (91)	0 (0)	0 (0)	0 (0)
Govt. Arts and Science Degree College	0 (0)	20 (100)	0 (0)	0 (0)	0 (0)
Private Arts and Science Degree College	1 (3)	19 (97)	4 (16)	10 (43)	5 (37)
Govt. Engineering College	0 (0)	20 (100)	0 (0)	0 (0)	0 (0)
Private Engineering College	0 (0)	20 (100)	2 (6)	11 (48)	7 (45)
Govt. Medicine College	0 (0)	20 (100)	0 (0)	0 (0)	20 (100)
Private Medicine College	0 (0)	20 (100)	0 (0)	0 (0)	0 (0)
Govt. Management Institute	0 (0)	20 (100)	0 (0)	1 (6)	17 (85)
Private Management Institute	0 (0)	20 (100)	0 (0)	0 (0)	2 (9)
Govt. Polytechnic	0 (0)	20 (100)	0 (0)	0 (0)	0 (0)
Private Polytechnic	3 (26)	17 (74)	2 (6)	11 (48)	4 (20)
Govt. Vocational Training School/ITI	0 (0)	20 (100)	0 (0)	3 (13)	0 (0)
Private Vocational Training School/ITI	2 (11)	18 (89)	5 (21)	8 (47)	2 (9)
Govt. Non Formal Training Centre	19 (99)	1 (1)	1 (1)	0 (0)	0 (0)
Private Non Formal Training Centre	0 (0)	20 (100)	0 (0)	0 (0)	0 (0)
Govt. School For Disabled	0 (0)	20 (100)	0 (0)	0 (0)	0 (0)
Private School For Disabled	0 (0)	20 (100)	2 (6)	12 (52)	6 (42)
Government Others	0 (0)	20 (100)	0 (0)	0 (0)	0 (0)
Private Others	1 (3)	19 (97)	0 (0)	0 (0)	0 (0)

Note : Distance A : Less than 5 km; B : Between 5-10 km; C : 10+ km.; Source : Data Analysis is based on 2011 Census.

## DISCLAIMER

The Terms of Use and Disclaimer of Datanet India Private Limited (hereinafter referred to as "Datanet") for use of this analysis report of **Kadayanallur Assembly Constituency (Kadayanallur Vidhan Sabha)** :-

1. **Assembly Factbook™** is a Registered Trade Mark owned by Datanet.
2. All the maps are sketched and graphical representation only and have not been drawn to the scale and also not to represent the actual geographical area or boundary of the unit.
3. The data for the aforesaid analysis is based on authentic sources and has been culled from the various publications of Census, CSO and NSSO for district and block level data, various central and state government departments, Central & State Elections Commissions and the concerned Returning Officers' releases, Electoral Rolls, Election results and allied publications, internal assessment, surveys, estimates and analysis. Therefore, certain adjustment of data at micro level may have been done to arrive closer to the macro data.
4. Data have been provided on an "As Is" and "As AVAILABLE" basis
5. The colours shown in the maps or diagram and charts of a particular party, alliance or AC are indicative and do not represent them.
6. This publication which includes maps, sheets, graphs and data would be the property under copyright of Datanet only. The user may use these for its internal study, analysis and research purposes. It's public display, re-selling or any commercial uses by the user are not allowed.
7. Datanet has taken due care and caution in compilation and processing of data and allied information, but does not guarantee the accuracy, adequacy or completeness of any information/analysis and will be not responsible for any errors or omissions or for the results obtained from the use of such information/analysis.
8. All the contents for the publication have been culled from various authentic sources and Datanet reasonably believes such sources to be reliable, but does not make any representations, express or implied as to the accuracy or fitness of use of such information. The information or contents of the information/analysis do not constitute advice and should not be relied upon in making (or refraining from making) any decision. Any reliance placed upon the information provided by Datanet is the sole responsibility and strictly at the user's risk.
9. In no event will Datanet be liable for any damages (including, without limitation, damages for loss of business projects, or loss of profits) arising in contract, tort or otherwise from the use of or inability to use any of its contents, or from any action taken (or refrained from being taken) as a result of using the analysis or any of its contents. Datanet its directors, owners, editors, officials, employees, distributor and agents or any associate will not be liable for any errors in the information contained or any consequences arising from the use of the contents of the provided information/analysis.
10. If any provision of these terms and conditions is held invalid or illegal or unenforceable for any reason by any court of competent jurisdiction, such provision shall be severed and the remainder of provisions of the terms and conditions shall continue in full force and effect as if the Term of Use had been executed with the invalid, illegal or unenforceable provision eliminated.
11. If there are any discrepancies in the information provided, please bring it to attention of Datanet for suitable rectification measures.



**Buy Online This Complete Book At**  
**Datanet India eBooks Store**

[www.indiastatpublications.com](http://www.indiastatpublications.com)

or go directly at

[http://www.indiastatpublications.com/  
Assembly\\_factbook/Tamil\\_Nadu/Tenkasi/ Kadayanallur](http://www.indiastatpublications.com/Assembly_factbook/Tamil_Nadu/Tenkasi/Kadayanallur)

 **indiastat**elections

