



Tamil Nadu

Assembly Factbook™

Tiruchirappalli (West) Assembly Constituency

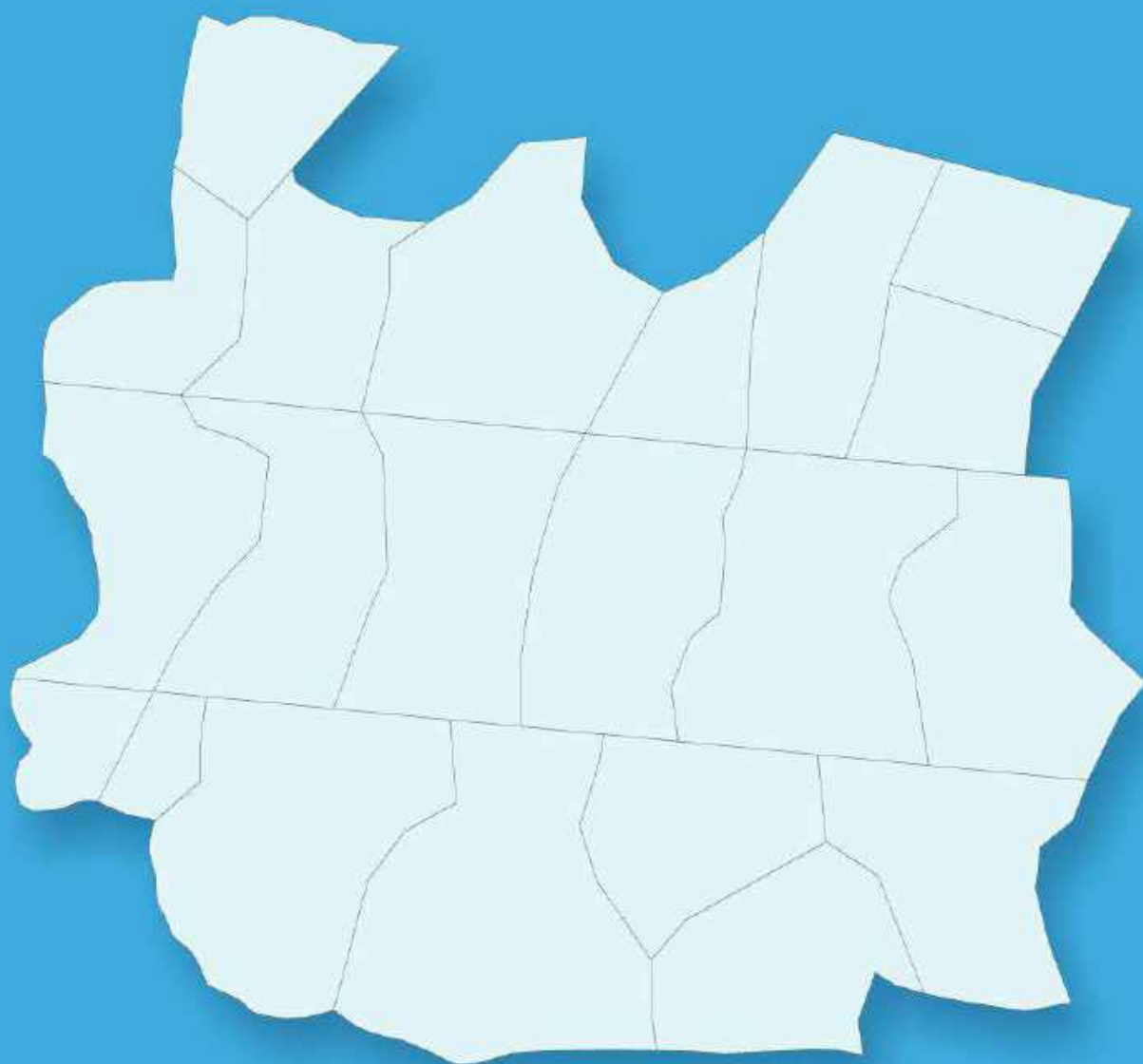


Key Electoral Data of Tiruchirappalli (West)
Assembly Constituency (Vidhan Sabha)

Tamil Nadu

Assembly Factbook™

Tiruchirappalli (West) Assembly Constituency



Tiruchirappalli (West) Vidhan Sabha

Editor & Director

Dr. R.K. Thukral

Research Editor

Dr. Shafeeq Rahman

Compiled, Researched and Published by Datanet India Pvt. Ltd.

D-100, 1st Floor,

Okhla Industrial Area, Phase-I,
New Delhi- 110020.

Ph.: 91-11- 43580781-84

Email : support@indiastatpublications.com

Website : www.indiastatelections.com

Online Book Store :

www.indiastatpublications.com

Report No. : AFB/TN-140-0125

ISBN : 978-93-5313-889-9

First Edition : January, 2018

Eighth Updated Edition : January, 2025

Price : Rs. 11500/-

US\$ 310

© Datanet India Pvt. Ltd.

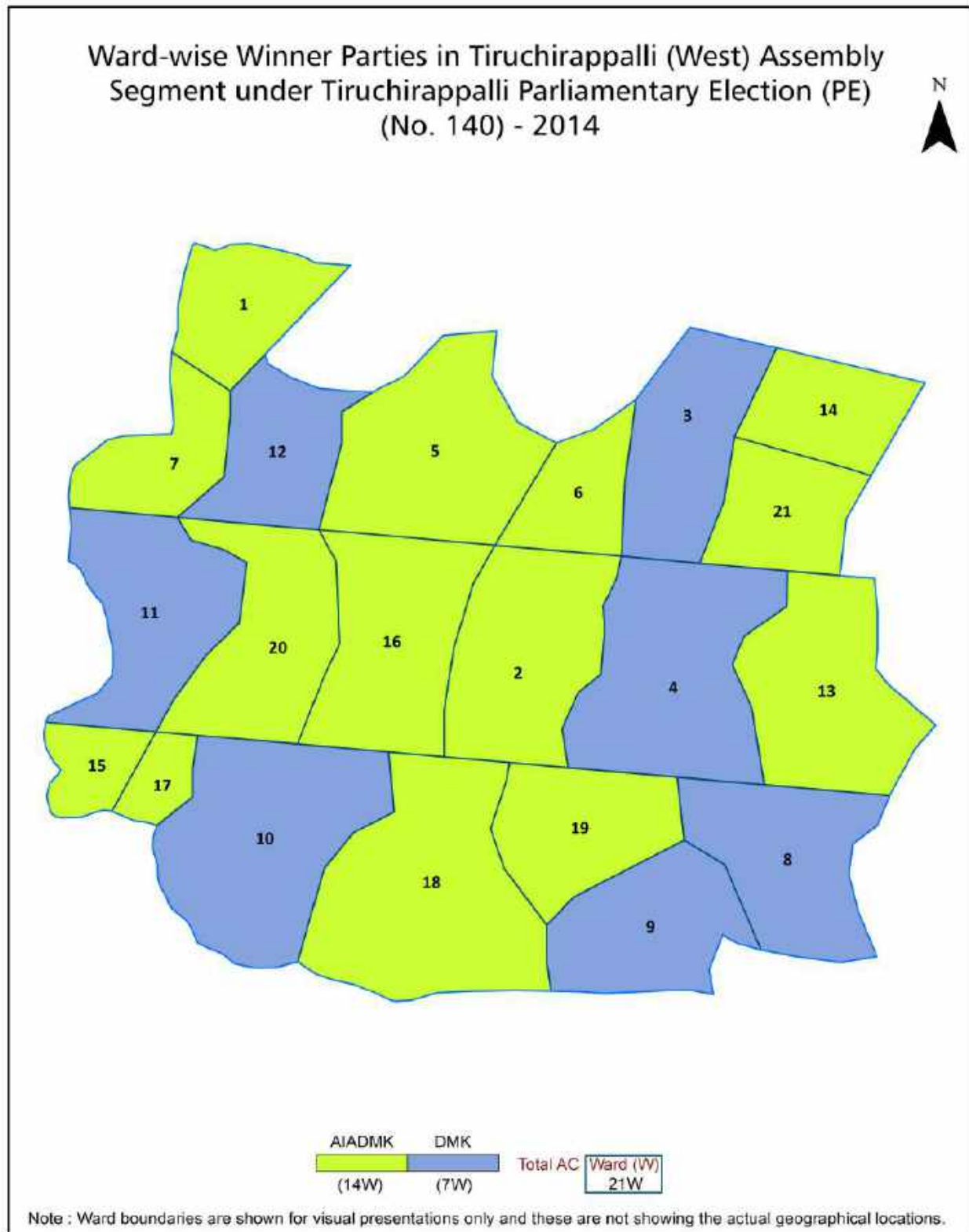
All rights reserved. No part of this book may be reproduced, stored in a retrieval system or transmitted in any form or by any means, mechanical photocopying, photographing, scanning, recording or otherwise without the prior written permission of the publisher. Please refer to Disclaimer at page no. 194 for the use of this publication.

Printed in India

Contents

No.	Particulars	Page No.
	Introduction	
1	Assembly Constituency - (Vidhan Sabha) at a Glance Features of Assembly as per Delimitation Commission of India (2008)	1-2
	Location and Political Maps	
2	Location Map Boundaries of Assembly Constituency - (Vidhan Sabha) in District Boundaries of Assembly Constituency under Parliamentary Constituency - (Lok Sabha) Ward-wise Winner Parties- 2024, 2021, 2019, 2014, 2011 and 2009	3-10
	Administrative Setup (2011)	
3	District Sub-district Towns Villages Inhabited Villages Uninhabited Villages Village Panchayat Intermediate Panchayat	11
	Demographics (2011)	
4	Population Households Rural/Urban Population Ward by Population Size Sex Ratio (Total & 0-6 Years) Religious Population Social Population Literacy Rate	12-13
	Electoral Features	
5	Important Dates of Last Elections Held Electors by Gender Service Electors Voters Voters Turnout Polling Stations & Average Number of Electors per Polling Station Electors by Age Group Present Elected Representatives	14-19
	Historical Summary Election Results	
6	Vote Share of Major Parties Winning Margin (Number & Percentage) Polarity of Parties Summary Result of Assembly Segment of Parliamentary Elections 2024, 2019, 2014, 2009, 2004 and 1999 Summary Result of Assembly Elections 2021, 2016, 2011, 2006, 2001, 1996, 1991, 1989, 1984, 1980, 1977, 1971 and 1967	20-41
	Polling Station Level Election Results	
7	Name and Number of Polling Station 2024, 2021, 2019, 2014, 2011 and 2009 Polling Station-wise Electors, Voters & Voters Turnout 2024, 2021, 2019, 2014, 2011 and 2009 Polling Station wise Elections Results 2024, 2021, 2019, 2014, 2011 and 2009	42-189
	Share of Assembly Constituency	
8	Share of Assembly Constituency - (Vidhan Sabha) in State, District and Parliamentary Constituency - (Lok Sabha)	190
9	Abbreviation & Sources	191-193
10	Disclaimer	194

Location & Political Map

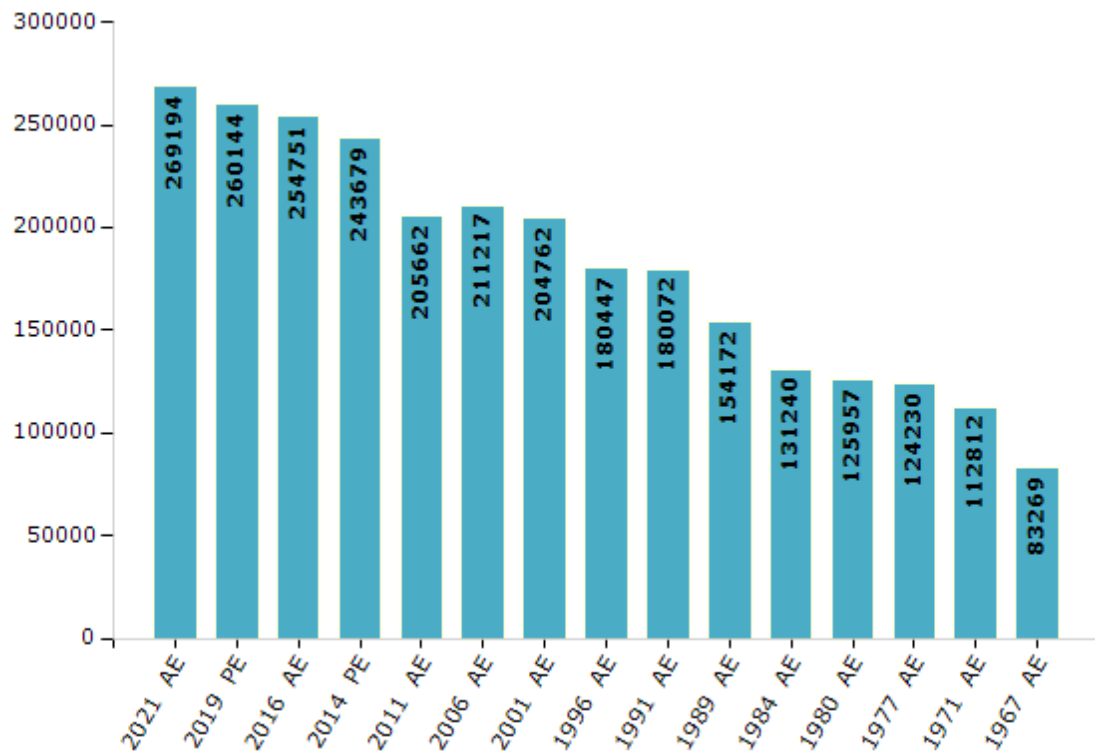


Electoral Features

Electors by Male & Female

Year	Male	Female	Others	Total	Year	Male	Female	Others	Total
2021 AE	129826	139351	17	269194	1999 PE	-	-	-	-
2019 PE	125759	134371	14	260144	1996 AE	91077	89370	-	180447
2016 AE	123456	131287	8	254751	1991 AE	93346	86726	-	180072
2014 PE	119225	124449	5	243679	1989 AE	79741	74431	-	154172
2011 AE	101598	104060	4	205662	1984 AE	67730	63510	-	131240
2009 PE	-	-	-	-	1980 AE	65634	60323	-	125957
2006 AE	104751	106466	-	211217	1977 AE	65314	58916	-	124230
2004 PE	-	-	-	-	1971 AE	59420	53392	-	112812
2001 AE	103961	100801	-	204762	1967 AE	-	-	-	83269

Number of Electors



Note : AE : Assembly Election, PE : Assembly Segment of Parliamentary Election

Historical Summary Election Results

Summary Result of Assembly Election - 2016

Candidate Name	Party	Votes	Votes %
Nehru.K.N	DMK	92049	51.3
Manoharan.R	AIADMK	63634	35.47
Joseph Jerald.A	DMDK	11469	6.39
Manoharan.Sethu	NTK	3080	1.72
Vijayaraghavan.K	PMK	1780	0.99
Satheeshkumar.P	IJK	1012	0.56
Jamal Mohamed.Y	WPOI	916	0.51
Sangapal.M	BSP	356	0.2
Selvakumar.M	GMI	235	0.13
Vasudevan.K	IND	211	0.12
Manohar.R	IND	176	0.1
Govindarajan.S	IND	118	0.07
Raghavan.R	IND	107	0.06
Kamalraj.P	IND	101	0.06
Karthik.B	IND	79	0.04
	NOTA	4100	2.29

Polling Station Level Election Results

Number and Name of Polling Stations (PS) (2021)

Number of Polling Stations	Name of Polling Stations	Number of Polling Stations	Name of Polling Stations
1	Corporation Ele. School, Aravanur, Mela Pandamangalam , New Block Building East Portion North Facing	15	Sesha Iyengar Memorial Hr.Sec.School, Woraiyur Nachiyar Kovil St , Room No 5 South facing
1A	Corporation Ele. School, Aravanur, Mela Pandamangalam , New Block Building East Portion North Facing	15A	Sesha Iyengar Memorial Hr.Sec.School, Woraiyur Nachiyar Kovil St , Room No 5 South facing
2	R.Dayanidhi Memorial vidyasala matriculation school, Akilandeswari nagar, Melapandamangalam, Kulumani road, Class Room No.1.North facing,	16	Sesha Iyengar Memorial Hr.Sec.School, Woraiyur Nachiyar Kovil St, Room No 6 South facing
2A	R.Dayanidhi Memorial vidyasala matriculation school, Akilandeswari nagar, Melapandamangalam, Kulumani road, Class Room No.1.North facing,	17	Sesha Iyengar Memorial Hr.Sec.School, Woraiyur Nachiyar Kovil St , Room No 7 South facing
3	Aurobindo International School, Tiruchirappalli, Fathima Nagar, Woraiyur, North Block West Part RCC	18	All Saints Ele. School, Tiruchirappalli, Tawker Road Woraiyur , West Block South Part East facing
3A	Aurobindo International School, Tiruchirappalli, Fathima Nagar, Woraiyur, North Block West Part RCC	19	All Saints Elementary School, Tiruchirappalli, Tawker Road Woraiyur, Nort Block west part
4	Aurobindo International School, Tiruchirappalli, Fathima Nagar, Woraiyur, North Block West Part RCC	19A	All Saints Elementary School, Tiruchirappalli, Tawker Road Woraiyur, Nort Block west part
5	Aurobindo International School,Tiruchirappalli, Fathima Nagar,Woraiyur, West Block East Facing, Room No.1A	20	All Saints Ele. School, Tiruchirappalli, Tawker Road Woraiyur , West Block North Part East facing
5A	Aurobindo International School,Tiruchirappalli, Fathima Nagar,Woraiyur, West Block East Facing, Room No.1A	21	Corporation Model Elementary School South Pandamangalam, Woraiyur , East side North facing
6	Aurobindo International School, Tiruchirappalli, Fathima Nagar, Woraiyur, West Block East Facing, Room No.1B	22	Corporation Model Elementary School South Pandamangalam, Woraiyur , Class Room No 1 East Part North facing
7	All Saints Ele. School, Tiruchirappalli, Tawker Road Woraiyur , North Block West Portion south facing	23	Corporation Model Ele. School South Pandamangalam, Woraiyur, RCC Building
8	All Saints Ele. School, Tiruchirappalli, Tawker Road Woraiyur, North Block East Portion RCC Building Class 4th A	24	Dhanalakshmi Seenivasan marticulation hr.sec.school, solarajapuram. Woraiyur , East Block West facing
9	All Saints Ele. School, Tiruchirappalli, Tawker Road Woraiyur , North Block central Portion south facing	25	Dhanalakshmi Seenivasan marticulation hr.sec.school, solarajapuram. Woraiyur , East Block West facing
9A	All Saints Ele. School, Tiruchirappalli, Tawker Road Woraiyur , North Block central Portion south facing	26	Corporation Middle School, North Pandamangalam, Vekkaliyammam Kovil St Woraiyur, South Part East Facing
10	Corporation Middle School, Woraiyur North, Wallaja road, North Block, South Facing, Room no.1	27	Corporation Middle School, North Pandamangalam, Vekkaliyammam Kovil St Woraiyur, Nort Part East Facing
11	Corporation Middle School, Woraiyur North, Wallaja road, South Block, North Facing, Room no.3	28	Corporation Model Ele. School South Pandamangalam, Woraiyur, West Portion RCC Building
12	Junior Engineer section office water tank , West facing	28A	Corporation Model Ele. School South Pandamangalam, Woraiyur, West Portion RCC Building
13	Sesha Iyengar Memorial Hr.Sec. School, Woraiyur Nachiyar Kovil St , Room No 2 South facing	29	Corporation Model Ele. School South Pandamangalam, Woraiyur, West Portion RCC Building
13A	Sesha Iyengar Memorial Hr.Sec. School, Woraiyur Nachiyar Kovil St , Room No 2 South facing	30	Corporation Model Elementary School, Woraiyur, South Pandamangalam, East Part RCC Building
14	Sesha Iyengar Memorial Hr.Sec.School,Woraiyur Nachiyar Kovil St, Room No 4 South facing	31	R.C. Middle School, Tiruchirappalli, Kalnaicken St Woraiyur , West Block Class Room ABL 4 South Portion East facing
14A	Sesha Iyengar Memorial Hr.Sec.School,Woraiyur Nachiyar Kovil St, Room No 4 South facing	32	R.C. Middle School, Tiruchirappalli, Kalnaicken St Woraiyur, West Block class room ABL 2 South Portion East Facing

Contd....

Polling Station Level Election Results

Polling Station-wise Votes Secured by Overall Top Five Parties in Tiruchirappalli (West) Assembly in Assembly Election (AE) under Tiruchirappalli Parliamentary Constituency in Tamil Nadu (2021)

Number of Polling Station	Winner - Nehru, K.N. (DMK)	Runner-up - Padmanathan, V. (AIADMK)	3rd - Vinodh, V. (NTK)	4th - Abubacker Siddiq, M. (MNM)	5th - Abdullah Hassan Faizy, R. (SDPI)	NOTA	Other	Total Votes Secured
27	389	110	61	39	11	7	5	622
28	326	96	38	18	9	11	2	500
28A	334	116	30	17	9	8	3	517
29	279	171	55	25	15	3	0	548
30	342	167	60	39	5	13	4	630
31	427	69	57	8	1	7	2	571
32	316	95	71	10	4	6	4	506
32A	394	96	66	9	6	4	14	589
33	618	79	76	25	4	4	5	811
34	210	69	33	25	8	4	2	351
34A	213	70	17	26	6	3	1	336
35	219	126	42	46	4	10	3	450
36	323	177	69	34	2	4	6	615
37	391	160	54	55	2	13	2	677
38	272	105	44	35	7	2	0	465
38A	260	125	40	26	5	3	0	459
39	200	77	31	24	2	4	0	338
39A	210	89	20	39	2	2	1	363
40	182	87	24	24	13	7	0	337
40A	181	104	26	42	10	5	5	373
41	221	111	46	33	5	4	3	423
41A	216	125	27	40	4	7	5	424
42	264	88	37	29	9	6	0	433
43	512	108	32	15	11	8	1	687
44	412	149	83	56	14	4	2	720
45	474	148	77	22	3	8	2	734
46	184	94	29	34	4	6	3	354
47	227	121	33	51	9	9	4	454
48	223	185	37	63	7	22	2	539
49	223	140	33	69	1	13	0	479
50	276	133	48	61	3	7	3	531
51	201	102	24	73	2	10	6	418
52	268	99	53	41	3	10	0	474
53	179	133	26	49	1	6	3	397
54	236	84	42	21	17	5	0	405

Contd....

Polling Station Level Election Results

Winner, Runner-up and 3rd Party Position & Winning Margin According to Polling Stations in Tiruchirappalli (West) Assembly in Assembly Election (AE) under Tiruchirappalli Parliamentary Constituency in Tamil Nadu (2021)

Polling Station Number	Winner Party	Winner Votes (%)	Runner-up Party	Runner-up Votes (%)	Winning Margin Votes (%)	Third Party	Third Party Votes (%)	Other Votes (%)
54A	DMK	296 (69.98)	AIADMK	61 (14.42)	235 (55.56)	MNM	26 (6.15)	40 (9.46)
55	DMK	237 (65.47)	AIADMK	65 (17.96)	172 (47.51)	NTK	30 (8.29)	30 (8.29)
55A	DMK	252 (65.12)	AIADMK	84 (21.71)	168 (43.41)	NTK	21 (5.43)	30 (7.75)
56	DMK	171 (54.98)	AIADMK	76 (24.44)	95 (30.54)	MNM	33 (10.61)	31 (9.97)
56A	DMK	132 (46.64)	AIADMK	80 (28.27)	52 (18.37)	MNM	38 (13.43)	33 (11.66)
57	DMK	183 (50.27)	AIADMK	99 (27.2)	84 (23.07)	MNM	49 (13.46)	33 (9.07)
58	DMK	405 (69.83)	AIADMK	90 (15.52)	315 (54.31)	NTK	36 (6.21)	49 (8.45)
59	DMK	227 (61.68)	AIADMK	71 (19.29)	156 (42.39)	NTK	44 (11.96)	26 (7.07)
59A	DMK	266 (65.52)	AIADMK	83 (20.44)	183 (45.08)	NTK	33 (8.13)	24 (5.91)
60	DMK	214 (43.76)	AIADMK	171 (34.97)	43 (8.79)	MNM	62 (12.68)	42 (8.59)
61	DMK	446 (63.44)	AIADMK	141 (20.06)	305 (43.38)	NTK	74 (10.53)	42 (5.97)
62	DMK	293 (62.74)	AIADMK	101 (21.63)	192 (41.11)	NTK	30 (6.42)	43 (9.21)
63	DMK	328 (66.53)	AIADMK	88 (17.85)	240 (48.68)	NTK	44 (8.92)	33 (6.69)
64	DMK	312 (66.1)	AIADMK	83 (17.58)	229 (48.52)	NTK	44 (9.32)	33 (6.99)
65	DMK	280 (66.35)	AIADMK	92 (21.8)	188 (44.55)	NTK	27 (6.4)	23 (5.45)
65A	DMK	274 (68.84)	AIADMK	80 (20.1)	194 (48.74)	NTK	22 (5.53)	22 (5.53)
66	DMK	309 (61.07)	AIADMK	116 (22.92)	193 (38.15)	NTK	39 (7.71)	42 (8.3)
67	DMK	308 (58.56)	AIADMK	110 (20.91)	198 (37.65)	NTK	67 (12.74)	41 (7.79)
67A	DMK	341 (67.39)	AIADMK	93 (18.38)	248 (49.01)	NTK	36 (7.11)	36 (7.11)
68	DMK	227 (57.61)	AIADMK	88 (22.34)	139 (35.27)	MNM	34 (8.63)	45 (11.42)
68A	DMK	255 (63.43)	AIADMK	78 (19.4)	177 (44.03)	MNM	37 (9.2)	32 (7.96)
69	DMK	442 (66.17)	AIADMK	131 (19.61)	311 (46.56)	NTK	52 (7.78)	43 (6.44)
70	DMK	317 (56.91)	AIADMK	132 (23.7)	185 (33.21)	NTK	50 (8.98)	58 (10.41)
71	DMK	256 (62.29)	AIADMK	97 (23.6)	159 (38.69)	NTK	27 (6.57)	31 (7.54)
72	DMK	216 (67.92)	AIADMK	64 (20.13)	152 (47.79)	MNM	25 (7.86)	13 (4.09)
73	DMK	437 (64.26)	AIADMK	131 (19.26)	306 (45)	NTK	57 (8.38)	55 (8.09)
74	DMK	443 (69.98)	AIADMK	104 (16.43)	339 (53.55)	NTK	52 (8.21)	34 (5.37)
75	DMK	263 (62.17)	AIADMK	91 (21.51)	172 (40.66)	NTK	39 (9.22)	30 (7.09)
75A	DMK	317 (65.5)	AIADMK	104 (21.49)	213 (44.01)	NTK	22 (4.55)	41 (8.47)
76	DMK	223 (57.47)	AIADMK	85 (21.91)	138 (35.56)	NTK	47 (12.11)	33 (8.51)
76A	DMK	252 (60.43)	AIADMK	103 (24.7)	149 (35.73)	NTK	30 (7.19)	32 (7.67)
77	DMK	199 (56.7)	AIADMK	79 (22.51)	120 (34.19)	NTK	36 (10.26)	37 (10.54)
77A	DMK	178 (53.61)	AIADMK	91 (27.41)	87 (26.2)	MNM	38 (11.45)	25 (7.53)
78	DMK	282 (63.95)	AIADMK	71 (16.1)	211 (47.85)	NTK	43 (9.75)	45 (10.2)
79	DMK	195 (52.99)	AIADMK	83 (22.55)	112 (30.44)	MNM	41 (11.14)	49 (13.32)

Contd....

DISCLAIMER

The Terms of Use and Disclaimer of Datanet India Private Limited (hereinafter referred to as "Datanet") for use of this analysis report of **Tiruchirappalli (West) Assembly Constituency (Tiruchirappalli (West) Vidhan Sabha) :-**

1. **Assembly Factbook™** is a Registered Trade Mark owned by Datanet.
2. All the maps are sketched and graphical representation only and have not been drawn to the scale and also not to represent the actual geographical area or boundary of the unit.
3. The data for the aforesaid analysis is based on authentic sources and has been culled from the various publications of Census, CSO and NSSO for district and block level data, various central and state government departments, Central & State Elections Commissions and the concerned Returning Officers' releases, Electoral Rolls, Election results and allied publications, internal assessment, surveys, estimates and analysis. Therefore, certain adjustment of data at micro level may have been done to arrive closer to the macro data.
4. Data have been provided on an "As Is" and "As AVAILABLE" basis
5. The colours shown in the maps or diagram and charts of a particular party, alliance or AC are indicative and do not represent them.
6. This publication which includes maps, sheets, graphs and data would be the property under copyright of Datanet only. The user may use these for its internal study, analysis and research purposes. It's public display, re-selling or any commercial uses by the user are not allowed.
7. Datanet has taken due care and caution in compilation and processing of data and allied information, but does not guarantee the accuracy, adequacy or completeness of any information/analysis and will be not responsible for any errors or omissions or for the results obtained from the use of such information/analysis.
8. All the contents for the publication have been culled from various authentic sources and Datanet reasonably believes such sources to be reliable, but does not make any representations, express or implied as to the accuracy or fitness of use of such information. The information or contents of the information/analysis do not constitute advice and should not be relied upon in making (or refraining from making) any decision. Any reliance placed upon the information provided by Datanet is the sole responsibility and strictly at the user's risk.
9. In no event will Datanet be liable for any damages (including, without limitation, damages for loss of business projects, or loss of profits) arising in contract, tort or otherwise from the use of or inability to use any of its contents, or from any action taken (or refrained from being taken) as a result of using the analysis or any of its contents. Datanet its directors, owners, editors, officials, employees, distributor and agents or any associate will not be liable for any errors in the information contained or any consequences arising from the use of the contents of the provided information/analysis.
10. If any provision of these terms and conditions is held invalid or illegal or unenforceable for any reason by any court of competent jurisdiction, such provision shall be severed and the remainder of provisions of the terms and conditions shall continue in full force and effect as if the Term of Use had been executed with the invalid, illegal or unenforceable provision eliminated.
11. If there are any discrepancies in the information provided, please bring it to attention of Datanet for suitable rectification measures.

Buy Online This Complete Book At
Datanet India eBooks Store

www.indiastatpublications.com

or go directly at

[http://www.indiastatpublications.com/
Assembly_factbook/Tamil_Nadu/Tiruchirappalli/
Tiruchirappalli_\(West\)](http://www.indiastatpublications.com/Assembly_factbook/Tamil_Nadu/Tiruchirappalli/Tiruchirappalli_(West))

 **india**stat**elections**

