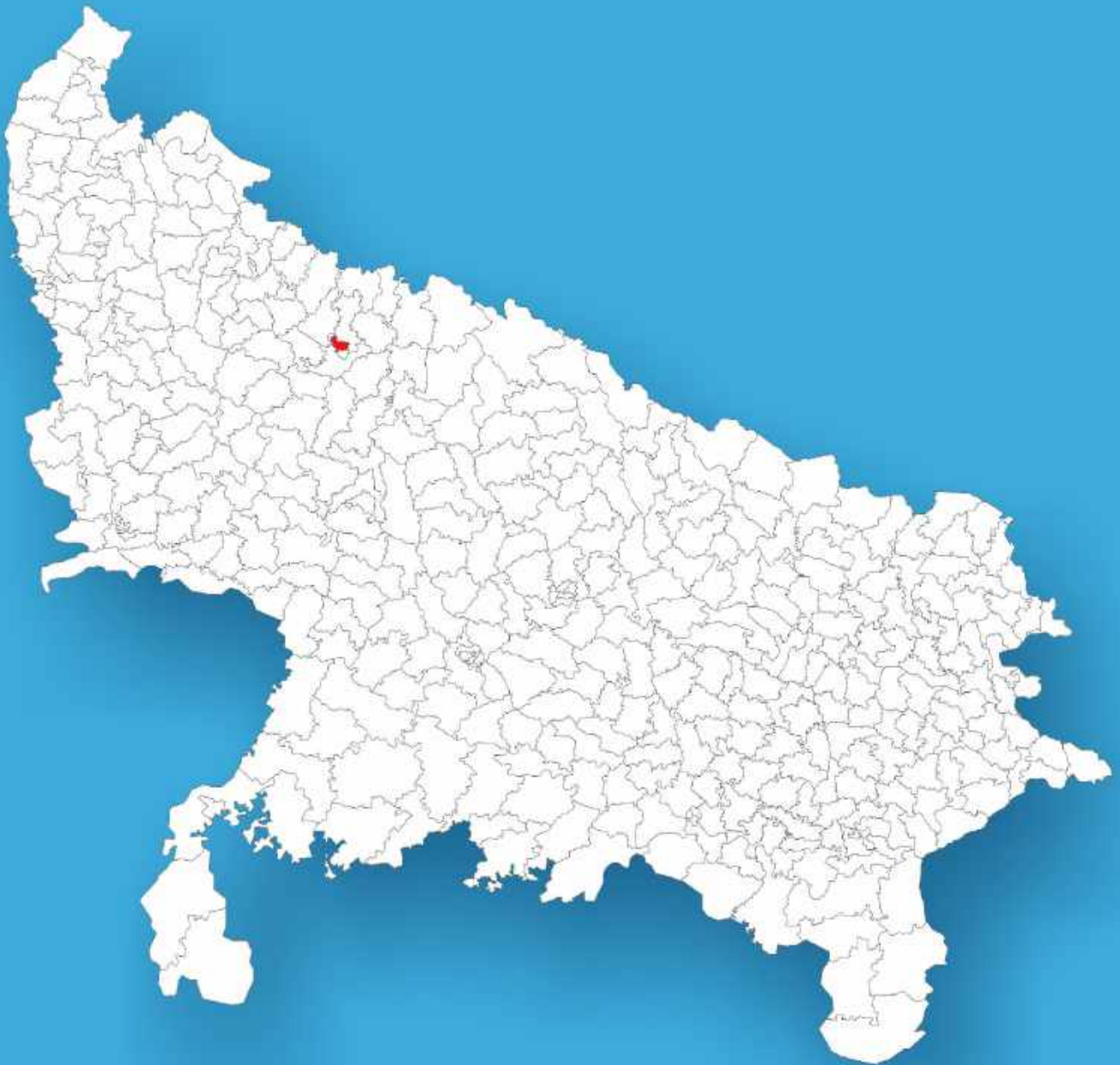




Uttar Pradesh

Assembly Factbook™

Bareilly Assembly Constituency



Key Electoral Data of Bareilly
Assembly Constituency (Vidhan Sabha)

Uttar Pradesh
Assembly FactbookTM
Bareilly Assembly Constituency



Bareilly Vidhan Sabha

Editor & Director

Dr. R.K. Thukral

Research Editor

Dr. Shafeeq Rahman

**Compiled, Researched and Published by
Datanet India Pvt. Ltd.**

D-100, 1st Floor,

Okhla Industrial Area, Phase-I,

New Delhi- 110020.

Ph.: 91-11- 43580781-84

Email : support@indiastatpublications.com

Website : www.indiastatelections.com

Online Book Store :

www.indiastatpublications.com

Report No. : AFB/UP-124-0125

ISBN : 978-93-5905-907-5

First Edition : January, 2018

Eighth Updated Edition : January, 2025

Price : Rs.11500/-

US\$ 310

© Datanet India Pvt. Ltd.

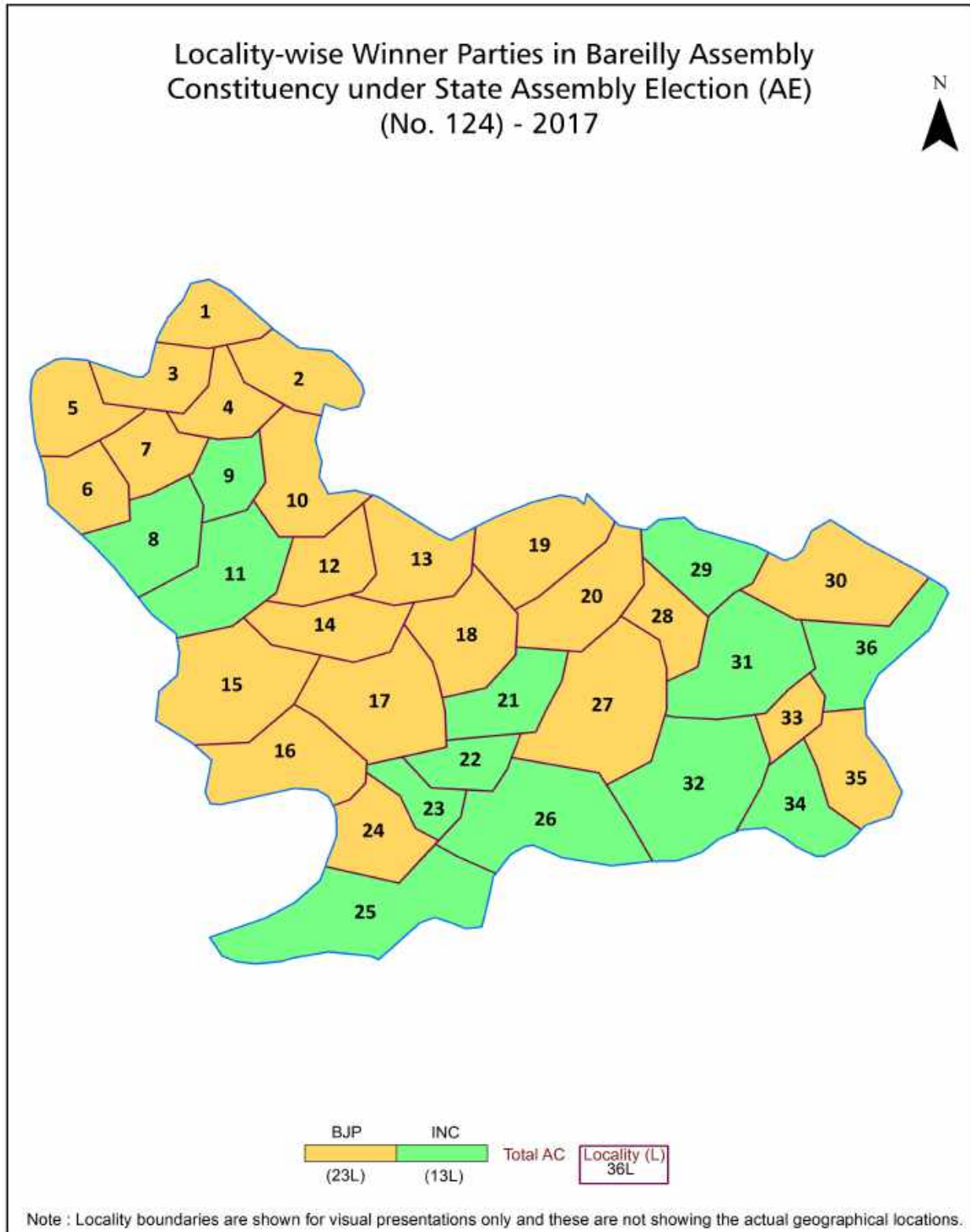
All rights reserved. No part of this book may be reproduced, stored in a retrieval system or transmitted in any form or by any means, mechanical photocopying, photographing, scanning, recording or otherwise without the prior written permission of the publisher. Please refer to Disclaimer at page no. 283 for the use of this publication.

Printed in India

Contents

No.	Particulars	Page No.
	Introduction	
1	Assembly Constituency - (Vidhan Sabha) at a Glance Features of Assembly as per Delimitation Commission of India (2008)	1-2
	Location and Political Maps	
2	Location Map Boundaries of Assembly Constituency - (Vidhan Sabha) in District Boundaries of Assembly Constituency under Parliamentary Constituency - (Lok Sabha) Locality-wise Winner Parties-2024, 2022, 2019, 2017, 2014, 2012 and 2009	3-11
	Administrative Setup (2011)	
3	District Sub-district Towns Villages Inhabited Villages Uninhabited Villages Village Panchayat Intermediate Panchayat	12
	Demographics (2011)	
4	Population Households Rural/Urban Population Sex Ratio (Total & 0-6 Years) Religious Population Social Population Literacy Rate	13
	Electoral Features	
5	Important Dates of Last Elections Held Electors by Gender Service Electors Voters Voters Turnout Polling Stations & Average Number of Electors per Polling Station Electors by Age Group Present Elected Representatives	14-19
	Historical Summary Election Results	
6	Vote Share of Major Parties Winning Margin (Number & Percentage) Polarity of Parties Summary Result of Assembly Segment of Parliamentary Election 2024, 2019, 2014, 2009, 2004 and 1999 Summary Result of Assembly Elections 2022, 2017, 2012, 2007, 2002, 1996, 1993, 1991, 1989, 1985, 1980, 1977, 1974, 1969, 1967, 1962, 1957 and 1952	20-49
	Polling Station Level Election Results	
7	Name and Number of Polling Station 2024, 2022, 2019, 2017, 2014, 2012 and 2009 Polling Station-wise Electors, Voters & Voters Turnout 2024, 2022, 2019, 2017, 2014, 2012 and 2009 Polling Station wise Elections Results 2024, 2022, 2019, 2017, 2014, 2012 and 2009	50-277
	Share of Assembly Constituency	
8	Share of Assembly Constituency - (Vidhan Sabha) in State, District and Parliamentary Constituency - (Lok Sabha)	278
9	Abbreviation & Sources	279-282
10	Disclaimer	283

Location & Political Map

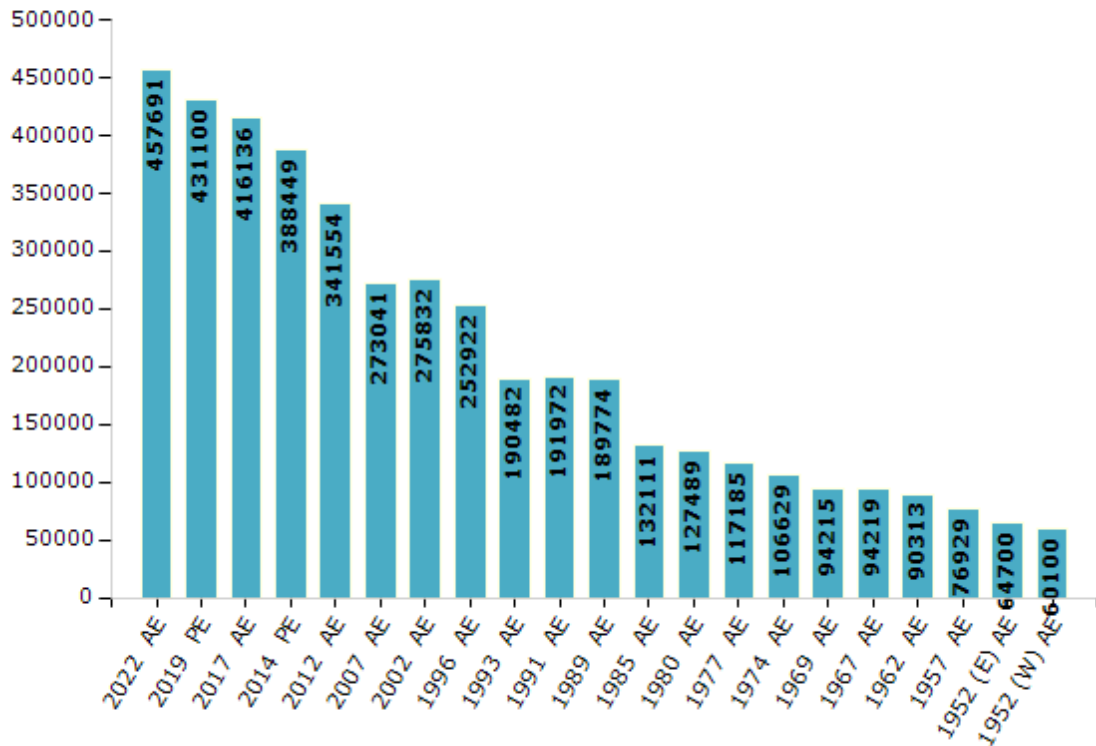


Electoral Features

Electors by Male & Female

Year	Male	Female	Others	Total	Year	Male	Female	Others	Total
2022 AE	248607	209061	23	457691	1991 AE	105589	86383	-	191972
2019 PE	236088	194989	23	431100	1989 AE	104387	85387	-	189774
2017 AE	229153	186966	17	416136	1985 AE	72696	59415	-	132111
2014 PE	215230	173209	10	388449	1980 AE	70146	57343	-	127489
2012 AE	189930	151618	6	341554	1977 AE	64476	52709	-	117185
2009 PE	-	-	-	-	1974 AE	58646	47983	-	106629
2007 AE	145840	127201	-	273041	1969 AE	50824	43391	-	94215
2004 PE	-	-	-	-	1967 AE	-	-	-	94219
2002 AE	151708	124124	-	275832	1962 AE	-	-	-	90313
1999 PE	-	-	-	-	1957 AE	-	-	-	76929
1996 AE	139109	113813	-	252922	1952 (E) AE	-	-	-	64700
1993 AE	104764	85718	-	190482	1952 (W) AE	-	-	-	60100

Number of Electors



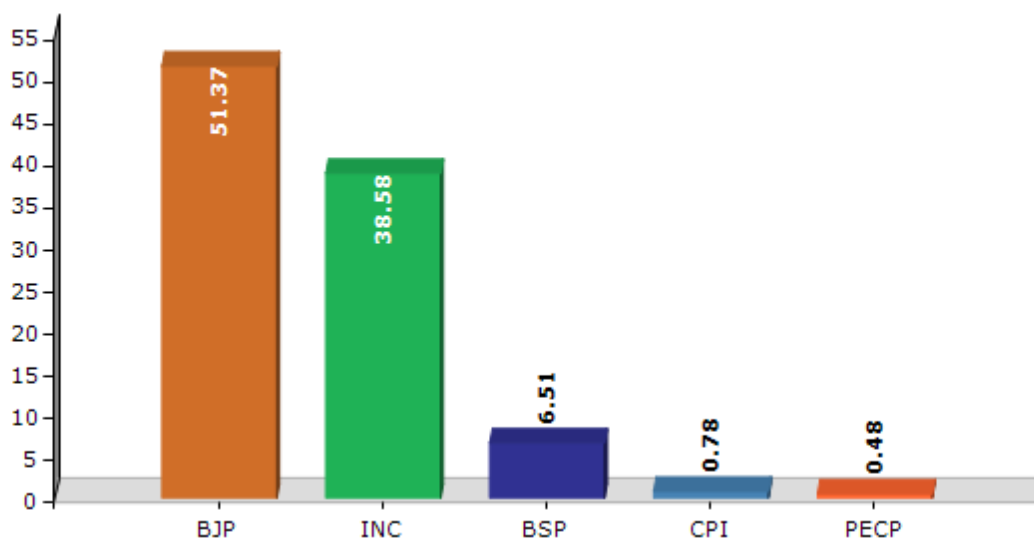
Note : AE : Assembly Election, PE : Assembly Segment of Parliamentary Election, (E) : Bareilly East, (W) : Bareilly West

Historical Summary Election Results

Summary Result of Assembly Election - 2017

Candidate Name	Party	Votes	Votes %
Dr. Arun Kumar	BJP	115270	51.37
Prem Prakash Agarwal	INC	86559	38.58
Er. Anees Ahamad Khan	BSP	14596	6.51
Tarkeshwar Chaturvedi	CPI	1755	0.78
Aqeel Ahmad Khan	PECP	1073	0.48
Syed Rashid Ali	IND	802	0.36
Iqtaidar Uddin	RLD	644	0.29
Madhvi Sahu	IND	592	0.26
Ranjit	IND	515	0.23
Sartaj Alvi	AIFB	416	0.19
Arshad Ali Khan	IND	383	0.17
Amit Khandelwal	JSEP	346	0.15
	NOTA	1427	0.64

Votes Percentage of Top Parties - 2017



Polling Station Level Election Results

Number and Name of Polling Stations (PS) (2022)

Number of Polling Stations	Name of Polling Stations	Number of Polling Stations	Name of Polling Stations
1	Sushila Girish U. Ma. V. Chawni Ashraf Khan Purvi R.No.1	22	Gulabrai Inter College Bankhana Purvi R.No.2
2	Sushila Girish U. Ma. V. Chawni Ashraf Khan Purvi R.No.2	23	Gulabrai Inter College Bankhana Purvi R.No.3
3	Sushila Girish U. Ma. V. Chawni Ashraf Khan Purvi R.No.3	24	Gulabrai Inter College Bankhana Purvi R.No.4
4	Sushila Girish U. Ma. V. Chawni Ashraf Khan Purvi R.No.4	25	Braj Bhushan Lal Public School Chaudhary Mohalla Bankhana Purvi R.No.1
5	Sushila Girish U. Ma. V. Chawni Ashraf Khan Purvi R.No.5	26	Braj Bhushan Lal Public School Chaudhary Mohalla Bankhana Purvi R.No.2
6	Sushila Girish U. Ma. V. Chawni Ashraf Khan Purvi R.No.6	27	Braj Bhushan Lal Public School Chaudhary Mohalla Bankhana Purvi R.No.3
7	Heartmen College Purvi R.No.1	28	Braj Bhushan Lal Public School Chaudhary Mohalla Bankhana Purvi R.No.4
8	Heartmen College Purvi R.No.2	29	Gulabrai Inter College Bankhana Purvi R.No.5
9	Heartmen College Purvi R.No.3	30	Gulabrai Inter College Bankhana Paschimi R.No.1
10	Heartmen College Purvi R.No.4	31	Gulabrai Inter College Bankhana Paschimi R.No.2
11	Heartmen College Purvi R.No.5	32	Gulabrai Montesry School Bankhana R.No.1
12	Sushila Girish U. Ma. V. Chawni Ashraf Khan Uttari R.No.1	33	Gulabrai Montesry School Bankhana R.No.2
13	Sushila Girish U. Ma. V. Chawni Ashraf Khan Uttari R.No.2	34	Gulabrai Montesry School Bankhana R.No.3
14	Sushila Girish U. Ma. V. Chawni Ashraf Khan Uttari R.No.3	35	Gulabrai Montesry School Bankhana R.No.4
15	Sushila Girish U. Ma. V. Chawni Ashraf Khan Uttari R.No.4	36	Gulabrai Inter College Bankhana Paschimi R.No.3
16	Sushila Girish U. Ma. V. Chawni Ashraf Khan Uttari R.No.5	37	Gulabrai Inter College Bankhana Paschimi R.No.4
17	Heartmen College Pachimi R.No.1	38	Gulabrai Inter College Bankhana Paschimi R.No.5
18	Heartmen College Pachimi R.No.2	39	Braj Bhushan Lal Public School Chaudhary Mohalla Bankhana Purvi R.No.5
19	Heartmen College Pachimi R.No.3	40	Braj Bhushan Lal Public School Chaudhary Mohalla Bankhana Purvi R.No.6
20	Heartmen College Pachimi R.No.4	41	Braj Bhushan Lal Public School Chaudhary Mohalla Bankhana Paschimi R.No.1
21	Gulabrai Inter College Bankhana Purvi R.No.1	42	Nehru Children Academy Gulabnagar R.No.1

Contd....

Polling Station Level Election Results

Polling Station-wise Votes Secured by Overall Top Five Parties in Bareilly Assembly in Assembly Election (AE) under Bareilly Parliamentary Constituency in Uttar Pradesh (2022)

Number of Polling Station	Winner - Dr Arun Kumar (BJP)	Runner-up - Rajesh Kumar Agarwal (SP)	3rd - Brahma Nand Sharma (BSP)	4th - Krishna Kant Sharma (INC)	5th - Shaheem Khan Urf Raju (AIMIM)	NOTA	Other	Total Votes Secured
36	376	192	8	4	0	1	4	585
37	325	143	22	4	0	1	1	496
38	478	86	1	5	0	5	2	577
39	261	382	1	6	1	2	3	656
40	402	240	2	4	2	6	3	659
41	457	47	1	2	1	1	1	510
42	434	76	2	6	0	0	2	520
43	485	65	1	5	0	3	1	560
44	221	332	2	5	0	1	5	566
45	343	159	1	7	0	1	5	516
46	406	119	5	4	5	0	5	544
47	605	83	15	5	5	7	4	724
48	423	92	0	4	1	1	2	523
49	224	181	2	10	0	1	3	421
50	262	387	0	4	6	1	1	661
51	263	227	50	7	2	3	2	554
52	329	102	2	8	2	2	4	449
53	572	51	2	43	0	2	2	672
54	495	92	3	31	0	1	3	625
55	459	38	0	10	0	1	1	509
56	522	34	2	20	1	1	2	582
57	374	266	0	0	0	1	5	646
58	643	25	1	14	2	11	3	699
59	403	183	0	4	0	5	1	596
60	317	145	0	1	2	1	0	466
61	349	182	1	4	2	1	2	541
62	212	258	0	4	2	1	6	483
63	378	306	2	5	3	2	6	702
64	292	247	5	6	2	1	2	555
65	525	67	4	5	0	0	0	601
66	227	129	2	0	3	0	1	362
67	440	31	1	4	0	1	2	479
68	385	188	1	6	1	4	3	588
69	424	248	0	5	1	2	3	683
70	356	125	0	0	2	2	2	487

Contd....

Polling Station Level Election Results

Winner, Runner-up and 3rd Party Position & Winning Margin According to Polling Stations in Bareilly Assembly in Assembly Election (AE) under Bareilly Parliamentary Constituency in Uttar Pradesh (2022)

Polling Station Number	Winner Party	Winner Votes (%)	Runner-up Party	Runner-up Votes (%)	Winning Margin Votes (%)	Third Party	Third Party Votes (%)	Other Votes (%)
71	BJP	464 (89.58)	SP	42 (8.11)	422 (81.47)	INC	5 (0.97)	7 (1.35)
72	BJP	443 (96.51)	SP	10 (2.18)	433 (94.33)	INC	3 (0.65)	3 (0.65)
73	BJP	332 (75.11)	SP	103 (23.3)	229 (51.81)	INC	4 (0.9)	3 (0.68)
74	BJP	404 (87.07)	SP	52 (11.21)	352 (75.86)	BSP	3 (0.65)	5 (1.08)
75	SP	358 (77.66)	BJP	95 (20.61)	263 (57.05)	INC	4 (0.87)	4 (0.87)
76	BJP	280 (58.7)	SP	180 (37.74)	100 (20.96)	BSP	4 (0.84)	13 (2.73)
77	BJP	368 (71.04)	SP	144 (27.8)	224 (43.24)	BSP	2 (0.39)	4 (0.77)
78	SP	617 (91.95)	BJP	25 (3.73)	592 (88.22)	AIMIM	11 (1.64)	18 (2.68)
79	SP	564 (89.81)	BJP	34 (5.41)	530 (84.4)	AIMIM	9 (1.43)	21 (3.34)
80	SP	615 (89.13)	BJP	46 (6.67)	569 (82.46)	INC	9 (1.3)	20 (2.9)
81	SP	551 (90.63)	BJP	43 (7.07)	508 (83.56)	BSP	5 (0.82)	9 (1.48)
82	SP	570 (94.06)	BJP	21 (3.47)	549 (90.59)	INC	3 (0.5)	12 (1.98)
83	SP	494 (96.11)	BJP	7 (1.36)	487 (94.75)	INC	4 (0.78)	9 (1.75)
84	SP	401 (95.7)	BJP	10 (2.39)	391 (93.31)	INC	3 (0.72)	5 (1.19)
84A	SP	352 (91.19)	BJP	23 (5.96)	329 (85.23)	BSP	4 (1.04)	7 (1.81)
85	SP	372 (96.62)	BJP	8 (2.08)	364 (94.54)	AIMIM	2 (0.52)	3 (0.78)
86	SP	588 (94.38)	AIMIM	11 (1.77)	577 (92.61)	BJP	10 (1.61)	14 (2.25)
87	SP	319 (55.19)	BJP	236 (40.83)	83 (14.36)	BSP	11 (1.9)	12 (2.08)
88	SP	460 (95.63)	BJP	9 (1.87)	451 (93.76)	AAP	3 (0.62)	9 (1.87)
89	SP	492 (94.43)	AIMIM	11 (2.11)	481 (92.32)	BJP	7 (1.34)	11 (2.11)
90	SP	371 (65.78)	BJP	171 (30.32)	200 (35.46)	INC	15 (2.66)	7 (1.24)
91	SP	410 (69.02)	BJP	174 (29.29)	236 (39.73)	INC	5 (0.84)	5 (0.84)
92	SP	432 (85.71)	BJP	64 (12.7)	368 (73.01)	INC	3 (0.6)	5 (0.99)
93	BJP	442 (87.18)	SP	53 (10.45)	389 (76.73)	INC	8 (1.58)	4 (0.79)
94	BJP	453 (92.45)	SP	23 (4.69)	430 (87.76)	INC	4 (0.82)	10 (2.04)
95	BJP	438 (72.76)	SP	151 (25.08)	287 (47.68)	INC	7 (1.16)	6 (1)
96	BJP	425 (77.84)	SP	115 (21.06)	310 (56.78)	AAP	2 (0.37)	4 (0.73)
97	BJP	309 (54.59)	SP	245 (43.29)	64 (11.3)	INC	4 (0.71)	8 (1.41)
98	BJP	320 (60.84)	SP	194 (36.88)	126 (23.96)	INC	6 (1.14)	6 (1.14)
99	SP	631 (89.63)	BJP	63 (8.95)	568 (80.68)	INC	5 (0.71)	5 (0.71)
100	SP	351 (74.21)	BJP	111 (23.47)	240 (50.74)	INC	3 (0.63)	8 (1.69)
101	SP	262 (82.13)	BJP	43 (13.48)	219 (68.65)	INC	9 (2.82)	5 (1.57)
102	SP	302 (64.67)	BJP	153 (32.76)	149 (31.91)	BSP	5 (1.07)	7 (1.5)
103	SP	283 (53.4)	BJP	234 (44.15)	49 (9.25)	BSP	4 (0.75)	9 (1.7)
104	BJP	405 (89.21)	SP	37 (8.15)	368 (81.06)	INC	9 (1.98)	3 (0.66)

Contd....

DISCLAIMER

The Terms of Use and Disclaimer of Datanet India Private Limited (hereinafter referred to as "Datanet") for use of this analysis report of **Bareilly Assembly Constituency (Bareilly Vidhan Sabha)** :-

1. **Assembly Factbook™** is a Registered Trade Mark owned by Datanet.
2. All the maps are sketched and graphical representation only and have not been drawn to the scale and also not to represent the actual geographical area or boundary of the unit.
3. The data for the aforesaid analysis is based on authentic sources and has been culled from the various publications of Census, CSO and NSSO for district and block level data, various central and state government departments, Central & State Elections Commissions and the concerned Returning Officers' releases, Electoral Rolls, Election results and allied publications, internal assessment, surveys, estimates and analysis. Therefore, certain adjustment of data at micro level may have been done to arrive closer to the macro data.
4. Data have been provided on an "As Is" and "As AVAILABLE" basis
5. The colours shown in the maps or diagram and charts of a particular party, alliance or AC are indicative and do not represent them.
6. This publication which includes maps, sheets, graphs and data would be the property under copyright of Datanet only. The user may use these for its internal study, analysis and research purposes. It's public display, re-selling or any commercial uses by the user are not allowed.
7. Datanet has taken due care and caution in compilation and processing of data and allied information, but does not guarantee the accuracy, adequacy or completeness of any information/analysis and will be not responsible for any errors or omissions or for the results obtained from the use of such information/analysis.
8. All the contents for the publication have been culled from various authentic sources and Datanet reasonably believes such sources to be reliable, but does not make any representations, express or implied as to the accuracy or fitness of use of such information. The information or contents of the information/analysis do not constitute advice and should not be relied upon in making (or refraining from making) any decision. Any reliance placed upon the information provided by Datanet is the sole responsibility and strictly at the user's risk.
9. In no event will Datanet be liable for any damages (including, without limitation, damages for loss of business projects, or loss of profits) arising in contract, tort or otherwise from the use of or inability to use any of its contents, or from any action taken (or refrained from being taken) as a result of using the analysis or any of its contents. Datanet its directors, owners, editors, officials, employees, distributor and agents or any associate will not be liable for any errors in the information contained or any consequences arising from the use of the contents of the provided information/analysis.
10. If any provision of these terms and conditions is held invalid or illegal or unenforceable for any reason by any court of competent jurisdiction, such provision shall be severed and the remainder of provisions of the terms and conditions shall continue in full force and effect as if the Term of Use had been executed with the invalid, illegal or unenforceable provision eliminated.
11. If there are any discrepancies in the information provided, please bring it to attention of Datanet for suitable rectification measures.

Buy Online This Complete Book At
Datanet India eBooks Store

www.indiastatpublications.com

or go directly at

[http://www.indiastatpublications.com/
Assembly_factbook/Uttar Pradesh/Bareilly/ Bareilly](http://www.indiastatpublications.com/Assembly_factbook/Uttar%20Pradesh/Bareilly/Bareilly)

 **indiastat**elections

ISBN : 978-93-5905-907-5



9 789359 059075